



**SANTA CRUZ METROPOLITAN TRANSIT DISTRICT (METRO) FINANCE,  
BUDGET AND AUDIT STANDING COMMITTEE AGENDA REGULAR MEETING**

**MARCH 11, 2022 – 8:00AM**

**DUE TO COVID-19, THIS MEETING WILL BE CONDUCTED VIA  
TELECONFERENCE ONLY (NO PHYSICAL LOCATION) PURSUANT TO  
ASSEMBLY BILL 361(GOVERNMENT CODE SECTION 54953)**

**MEMBERS OF THE PUBLIC MAY NOT ATTEND THIS MEETING IN PERSON**

Directors, staff and the public may participate remotely via the Zoom website [at this link](#) or by calling 1-669-900-9128 - Meeting ID: 872 8584 8529 - Passcode: 396474

Public comment may be submitted via email to [boardinquiries@scmttd.com](mailto:boardinquiries@scmttd.com). Please indicate in your email the agenda item to which your comment applies. Comments submitted before the meeting will be provided to the Directors before or during the meeting. Comments submitted after the meeting is called to order will be included in the Board's weekly correspondence that is posted online at board meeting packet link.

The Finance, Budget and Audit Standing Committee Meeting Agenda Packet can be found online at [www.SCMTD.com](http://www.SCMTD.com).

The Committee may take action on each item on the agenda. The action may consist of the recommended action, a related action or no action. Staff recommendations are subject to action and/or change by the Board of Directors.

**COMMITTEE ROSTER**

Director Shebreh Kalantari-Johnson  
Director Manu Koenig  
Director Donna Lind  
Director Mike Rotkin

City of Santa Cruz  
County of Santa Cruz  
City of Scotts Valley  
County of Santa Cruz

Dawn Crummié  
Julie Sherman

METRO Interim CEO/General Manager  
METRO District Counsel

**MEETING TIME: 8:00AM**

**NOTE: THE COMMITTEE CHAIR MAY TAKE ITEMS OUT OF ORDER**

- 1 CALL TO ORDER**
- 2 ROLL CALL**

**3 ORAL AND WRITTEN COMMUNICATIONS TO THE FINANCE, BUDGET & AUDIT STANDING COMMITTEE**

This time is set aside for Directors and members of the public to address any item not on the Agenda, but which is within the matter jurisdiction of the Committee. If you wish to address the Committee, please follow the directions at the top of the agenda. If you have anything that you wish distributed to the Committee and included for the official record, please include it in your email. Comments that require a response may be deferred for staff reply.

**4 ADDITIONS OR DELETIONS FROM AGENDA/ADDITIONAL DOCUMENTATION TO SUPPORT EXISTING AGENDA ITEMS**

**5 MONTHLY FINANCIAL UPDATE**

Chuck Farmer, CFO

**6 REVIEW AND RECOMMEND APPROVAL OF THE:**

Chuck Farmer, CFO

**A. FY23 & FY24 PRELIMINARY OPERATING AND FY23 PRELIMINARY CAPITAL BUDGET PRESENTATION**

**B. FY23 & FY24 PRELIMINARY OPERATING BUDGET DETAIL; AND,**

**C. FY23 PRELIMINARY CAPITAL BUDGET DETAIL FOR REVIEW AND TDA/STA CLAIMS PURPOSES**

**7 ADJOURNMENT**

**Accessibility for Individuals with Disabilities**

This document has been created with accessibility in mind. With the exception of certain 3rd party and other attachments, it passes the Adobe Acrobat XI Accessibility Full Check. If you have any questions about the accessibility of this document, please email your inquiry to [accessibility@scmttd.com](mailto:accessibility@scmttd.com). Upon request, Santa Cruz METRO will provide for written agenda materials in appropriate alternative formats, or disability-related modification or accommodation, including auxiliary aids or services, to enable individuals with disabilities to participate in and provide comments at/related to public meetings. Please submit a request, including your name, phone number and/or email address, and a description of the modification, accommodation, auxiliary aid, service or alternative format requested at least two days before the meeting. Requests should be emailed to [boardinquiries@scmttd.com](mailto:boardinquiries@scmttd.com) or submitted by phone to the Executive Assistant at 831.426.6080. Requests made by mail (sent to the Executive Assistant, Santa Cruz METRO, 110 Vernon Street, Santa Cruz, CA 95060) must be received at least two days before the meeting. Requests will be granted whenever possible and resolved in favor of accessibility.

**Public Comment**

If you wish to address the Board, please follow the directions at the top of the agenda. If you have anything that you wish distributed to the Board and included in the official report, please include it in your email. Comments that require a response may be deferred for staff reply.



# **Year to Date Monthly Financial Report as of February 28, 2022**

Finance, Budget & Audit Standing Committee

*March 11, 2022*

Chuck Farmer, Chief Financial Officer

# February 2022 Key Financial Highlights

<h2>Service</h2>	<ul style="list-style-type: none"><li>• Fixed Route (including Hwy 17) Cost per Revenue Service Hour is \$XXX vs Budget of \$390<ul style="list-style-type: none"><li>• XXX canceled trips, all due to</li></ul></li><li>• ParaCruz Cost per Trip is \$XX vs Budget of \$102</li><li>• Non-Student/Hwy 17 Passengers is XXXXX vs Budget of 106,231</li></ul>
<h2>Financials*</h2>	<ul style="list-style-type: none"><li>• Revenue of \$5.0M is \$1.0M favorable to budget due to Sales Tax revenues</li><li>• Expenses of \$4.4M is \$0.3M favorable to budget due to lower Wages/Fringe due to vacant positions, partially offset by increased Bus Operator OT costs</li><li>• Net Operating Surplus of \$0.6M is \$1.4M favorable to budget</li></ul>
<h2>Capital</h2>	<ul style="list-style-type: none"><li>• Capital spend of \$30K is \$650K lower than budget of \$680K primarily due to delivery delay of seven ParaCruz vans due to the chip shortage</li><li>• Acceptance of six Gillig buses was completed</li></ul>
<h2>Personnel</h2>	<ul style="list-style-type: none"><li>• 283 Active Personnel vs 321 Funded Personnel</li><li>• 38 Vacancies at end of February, 26 related to Paratransit and Bus Operators</li><li>• Recruitment has been completed for two Paratransit Operators and Payroll Specialist</li></ul>

# February 2022, Pre-Close Financials

# February 28, 2022

## Monthly Operating Revenue and Expenses

	<u>February 28, 2022</u>		Fav /
	<u>Actual*</u>	<u>Budget</u>	<u>(Unfav)</u>
<b>Operating Revenue</b>			
Passenger Fares	\$ 625	\$ 634	\$ (9)
Sales Tax/including Measure D	3,468	2,419	1,049
Federal/State Grants	864	864	-
COVID Relief Grants	-	-	-
All Other	60	60	-
<b>Total Revenue</b>	<b>\$ 5,017</b>	<b>\$ 3,977</b>	<b>\$ 1,040</b>
<b>Operating Expense</b>			
Labor - Regular	\$ 1,289	\$ 1,577	\$ 288
Labor - OT	215	80	(135)
Fringe	1,963	2,137	174
Non-Personnel	927	923	(4)
<b>Total OpEx</b>	<b>\$ 4,394</b>	<b>\$ 4,717</b>	<b>\$ 323</b>
<b>Operating Surplus/(Deficit) before Transfers</b>	<b>\$ 623</b>	<b>\$ (740)</b>	<b>\$ 1,363</b>
<b>Transfers</b>			
Bus Replacement Fund*	\$ (348)	\$ (195)	\$ (153)
<b>Operating Surplus/(Deficit) after Transfers</b>	<b>\$ 275</b>	<b>\$ (935)</b>	<b>\$ 1,210</b>

- Revenues favorable due to higher Sales Tax revenues
- Expenses favorable due to lower labor/fringe costs as a result of vacant positions and extended unpaid leaves of absence; partially offset by higher OT
- Bus Replacement Fund higher due to increased Measure D sales tax revenues

\* Bus Replacement Fund – Minimum \$3M annual commitment from Measure D sales tax (\$2.2M) and STA-SGR (\$0.8M)

\* Pre-close financials, subject to adjustments post close

# February 28, 2022

## YTD Operating Revenue and Expenses

YTD as of February 28, 2022

	Actual*	Budget	Fav / (Unfav)
<b>Operating Revenue</b>			
Passenger Fares	\$ 5,150	\$ 5,430	\$ (280)
Sales Tax/including Measure D	22,087	17,760	4,327
Federal/State Grants	12,755	13,124	(369)
COVID Relief Grants	7,254	-	7,254
All Other	476	402	74
<b>Total Revenue</b>	<b>\$ 47,722</b>	<b>\$ 36,716</b>	<b>\$ 11,006</b>
<b>Operating Expense</b>			
Labor - Regular	\$ 10,560	\$ 12,614	\$ 2,054
Labor - OT	1,831	762	(1,069)
Fringe	15,873	17,485	1,612
Non-Personnel	7,160	6,993	(167)
<b>Total OpEx</b>	<b>\$ 35,424</b>	<b>\$ 37,854</b>	<b>\$ 2,430</b>
<b>Operating Surplus/(Deficit) before Transfers</b>	<b>\$ 12,298</b>	<b>\$ (1,138)</b>	<b>\$ 13,436</b>
<b>Transfers</b>			
Bus Replacement Fund*	\$ (2,026)	\$ (1,444)	\$ (582)
Transfers	-	-	-
<b>Operating Surplus/(Deficit) after Transfers</b>	<b>\$ 10,272</b>	<b>\$ (2,582)</b>	<b>\$ 12,854</b>

- Revenues favorable due to continued higher Sales Tax revenues and unbudgeted COVID related grants
- Expenses favorable due to lower labor/fringe costs as a result of vacant positions and extended unpaid leaves of absence; partially offset by higher OT
- Bus Replacement Fund higher due to increased Measure D sales tax revenues

\* Bus Replacement Fund - Minimum \$3M annual commitment from Measure D sales tax (\$2.2M) and STA-SGR (\$0.8M)

5-5

\* Pre-close financials, subject to adjustments post close

## February 28, 2022

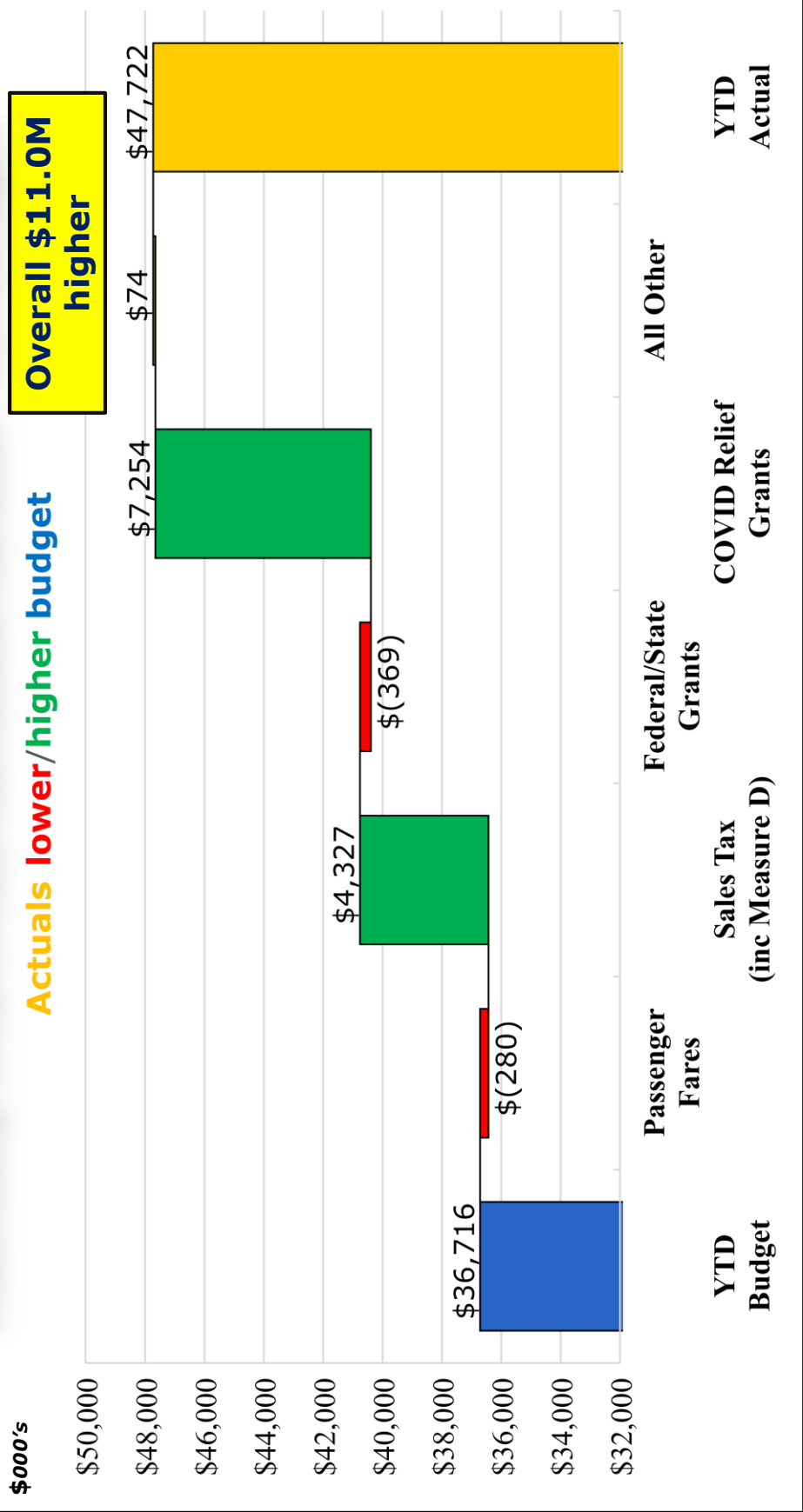
# YTD Operating Revenue and Expenses – New Format

	YTD as of February 28, 2022		
\$ 000's	Actual*	Budget	Fav / (Unfav)
<b>Operating Revenue</b>			
Passenger Fares	\$ 1,351	\$ 1,414	\$ (63)
Special Transit Fares	3,799	4,016	(217)
<b>Total Operating Revenue</b>	<b>\$ 5,150</b>	<b>\$ 5,430</b>	<b>\$ (280)</b>
<b>Operating Expense</b>			
Labor - Regular	\$ 10,560	\$ 12,614	\$ 2,054
Labor - OT	1,831	762	(1,069)
Fringe	12,569	13,718	1,149
Non-Personnel (excludes COVID costs)	6,943	6,912	(31)
<b>Total OpEx</b>	<b>\$ 31,903</b>	<b>\$ 34,006</b>	<b>\$ 2,103</b>
<b>Operating Surplus/(Deficit)</b>	<b>\$ (26,753)</b>	<b>\$ (28,576)</b>	<b>\$ (2,383)</b>
	16.1%	16.0%	-13.3%
	<i>Farebox Recovery</i>		
<b>Non-Operating Revenue/(Expense)</b>			
Sales Tax including Measure D	\$ 22,087	\$ 17,760	\$ 4,327
Federal/State Grants	12,755	13,124	(369)
COVID Relief Grants	7,254	-	7,254
COVID Related Costs	(217)	(81)	(136)
Pension UAL	(3,304)	(3,767)	463
All Other	476	402	74
<b>Total Non-Operating Revenue/(Expense)</b>	<b>\$ 39,051</b>	<b>\$ 27,438</b>	<b>\$ 11,613</b>
<b>Operating Surplus/(Deficit) before Transfers</b>	<b>\$ 12,298</b>	<b>\$ (1,138)</b>	<b>\$ 9,230</b>
<b>Transfers and Other</b>			
Transfers to Bus Replacement Fund	\$ (2,026)	\$ (1,444)	\$ (582)
<b>Operating Surplus/(Deficit) after Transfers</b>	<b>\$ 10,272</b>	<b>\$ (2,582)</b>	<b>\$ 8,648</b>

5.6

\* Pre-close financials, subject to adjustments post close

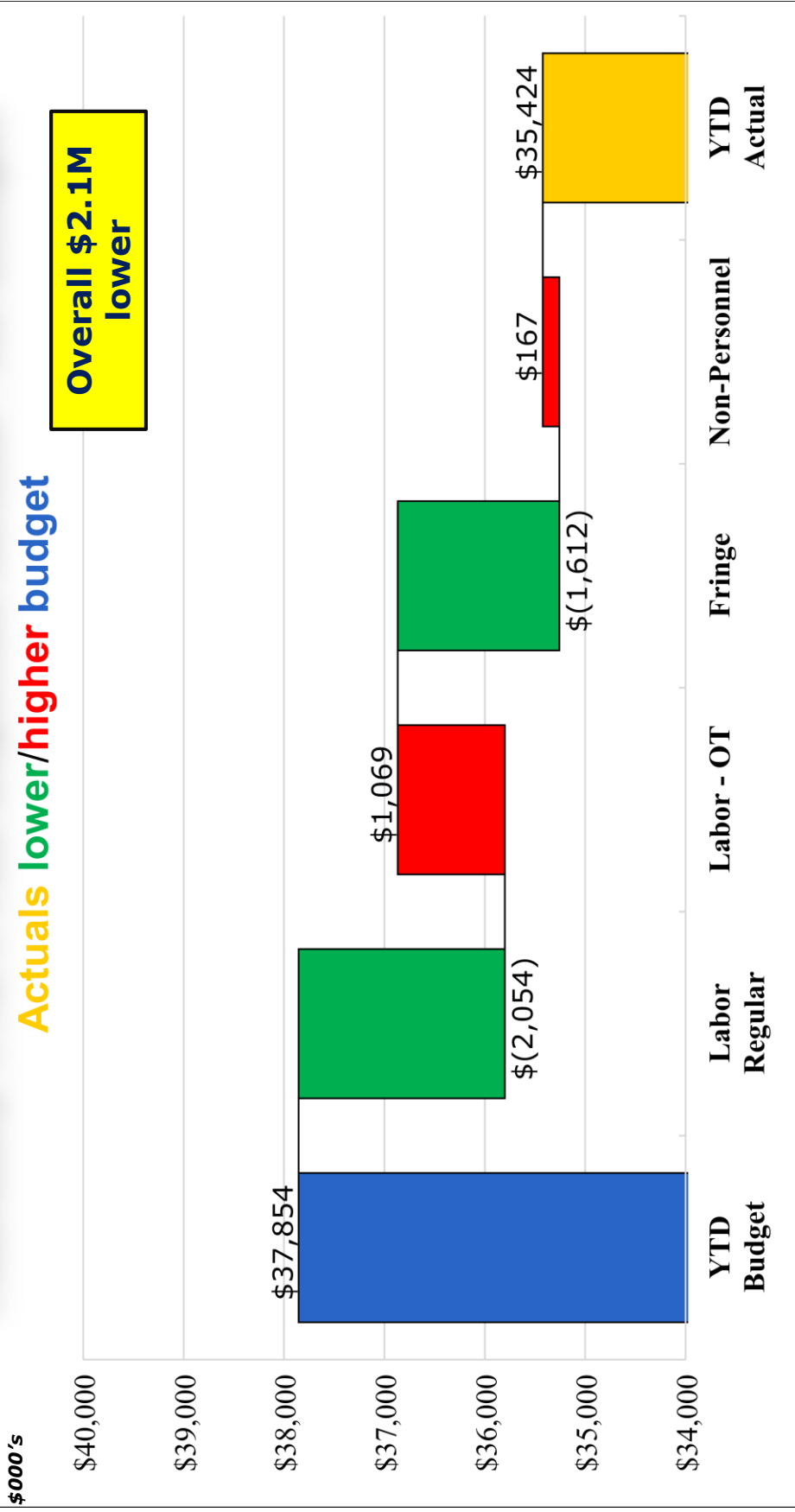
# February YTD FY22 Revenue Actual\* vs. Budget



- Ridership is still below pre-pandemic levels, but is slowly recovering
- Sales tax higher than anticipated
- Coronavirus Response and Relief Supplemental Appropriations Act (CRRSAA) drawdown

\* Excludes Transfers

# February YTD FY22 Expense Actual\* vs. Budget



- Personnel and Fringe lower due to funded/vacant positions; partially offset by increased Bus Operator OT due to unfilled vacancies

\* Pre-close financials, subject to adjustments post close; includes COVID related costs

# Capital Spending & Project Completion

# February 28, 2022

## Capital Budget Spend

Project Category:	Month to Date		Year to Date		Full Year	
	Actuals*	Budget	Actuals*	Budget	Budget	% Spend
Construction Related Projects	\$ -	\$ 50	\$ 43	\$ 64	\$ 672	6.4%
IT Projects	-	3	49	144	549	8.9%
Facilities Repair & Improvements	8	-	331	715	1,709	19.4%
Revenue Vehicle Replacement	22	627	4,083	5,553	7,351	55.5%
Revenue Vehicle Electrification Projects	-	-	64	-	2,690	2.4%
Non-Revenue Vehicle Replacement	-	-	32	96	250	12.8%
Fleet & Maintenance Equipment	-	-	48	45	125	38.4%
Misc.	-	-	123	68	319	38.6%
<b>Total \$</b>	<b>30</b>	<b>\$ 680</b>	<b>\$ 4,773</b>	<b>\$ 6,685</b>	<b>\$ 13,665</b>	<b>34.9%</b>

1. February spending of \$30K is driven by monthly lease payment on three buses
2. YTD Spending of \$4,773K is behind budget for the fiscal year primarily due to cancellation of AVL/ITS contract, delay of 7 ParaCruz vans due to chip shortages, Demo of buildings and repair of sink hole


**5.10**

# FY22 Capital Project Completion

## Project: Replace 6 CNG Buses

19-0024	Purpose
Purpose of project	Replace end of life buses with 6 CNG Gillig Buses ( 3 x 35' CNGs and 3 x 40' CNGs )
Projected costs	Total for 6 buses: \$3,958,984
Budget source	Measure D: \$100,000 PTMISEA (1B): \$4,036,017
Projected timeline for completion	Delivery in Dec 2021 Acceptance in Jan/Feb 2022
Risks	Delays in manufacturing supply chain

# Decommissioned Buses




# FY22 Capital Project Completion

## Project: Replace 6 CNG Buses

19-0024	Results
Results of project	Received 6 buses on schedule!
Actual costs	Bus Invoices: \$3,905,392 ~1% Spare Parts Budget is still open* Under Budget by \$230,626*
Actual timeline for completion	Buses arrived end of Dec 2021 and continued with acceptance testing during Jan 2022
Hurdles to overcome	None

\* Amount remaining/under budget subject to change once parts have been ordered

# New CNG Gilligs



**Questions?**

- THIS PAGE INTENTIONALLY LEFT BLANK -



# **FY23 & FY24 Preliminary Operating Budget Review**

Finance, Budget & Audit Standing Committee

*March 11, 2022*

Chuck Farmer, Chief Financial Officer

# FY22 – FY23 – FY24 Summary Preliminary

	FY22 Budget	FY23 Budget	Year over Year Change	FY24 Budget
<i>\$000's</i>				
<b>Operating Revenue</b>				
Passenger Fares	\$ 2,295	\$ 2,410	5.0%	\$ 2,464
Special Transit Fares	6,025	5,953	(1.2%)	6,072
<b>Total Operating Revenues</b>	<b>\$ 8,319</b>	<b>\$ 8,363</b>	<b>0.5%</b>	<b>\$ 8,535</b>
<b>Operating Expense</b>				
Labor - Regular	\$ 18,922	\$ 19,294	2.0%	\$ 19,650
Labor - OT	1,133	1,325	16.9%	1,353
Fringe	20,481	20,976	2.4%	21,855
Non-Personnel	10,308	10,661	3.4%	11,213
<b>Total OpEx</b>	<b>\$ 50,843</b>	<b>\$ 52,256</b>	<b>2.8%</b>	<b>\$ 54,071</b>
<b>Operating Surplus/(Deficit)</b>	<b>(\$ 42,524)</b>	<b>(\$ 43,893)</b>	<b>3.2%</b>	<b>(\$ 45,535)</b>
<i>Farebox Recovery</i>	<i>16.4%</i>	<i>16.0%</i>	<i>(0.4%)</i>	<i>15.8%</i>
<b>Non-Operating Revenue/(Expense)</b>				
Sales Tax/including Measure D	\$ 26,303	\$ 30,775	17.0%	\$ 31,390
Federal/State Grants	19,451	23,329	19.9%	23,982
COVID Related Costs	(121)	(298)	145.3%	(290)
Pension UAL/Bond Payment*	(5,650)	(4,748)	(16.0%)	(4,445)
All Other	677	698	3.1%	711
<b>Total Non-Operating Revenue</b>	<b>\$ 40,660</b>	<b>\$ 49,756</b>	<b>22.4%</b>	<b>\$ 51,349</b>
<b>Operating Surplus/(Deficit) before Transfers</b>	<b>(\$ 1,864)</b>	<b>\$ 5,863</b>	<b>(414.6%)</b>	<b>\$ 5,814</b>
<b>Transfers and Other</b>				
Transfers to Capital/Bus Replacement/Sustainability Funds	(\$ 4,415)	(\$ 7,428)	68.3%	(\$ 5,455)
<b>Operating Surplus/(Deficit) after Transfers</b>	<b>(\$ 6,279)</b>	<b>(\$ 1,565)</b>	<b>(75.1%)</b>	<b>\$ 359</b>

\*Bond Payment started in FY23

## Operating Revenue Assumptions

---

- **Operating Revenue**
  - Passenger Fares increase \$115K, or 5%
  - Fixed Route increase \$186K, or 13.0%, as local ridership recovers
  - Paratransit increase \$18K, or 10.0%, as ridership returns
  - Highway 17 decrease \$89K, or 13.0%, vs budget as ridership is slow to recover due to telecommuting
  - Special Transit Fares decrease \$72K, or 1.2%
    - UCSC increase \$88K, or 1.9%, per contract
    - Cabrillo College decrease \$165K, or 22.1%, due new contract
    - City of Santa Cruz decrease \$22K, or 39.5%, ridership declined significantly due to COVID
  - Overall increase \$43K, or 0.5%, vs FY22 Budget

## Operating Expense Assumptions

- **Personnel** – Overall increase \$1,059K, or 2.6%
  - No labor increase year over year except step and longevity increases
  - Incremental six new positions added
    - 3 Fixed Route Bus Drivers – *funded by Measure D sales tax*
    - 1 Paratransit Van Driver – *funded by Measure D sales tax*
    - Accountant III – *new proposed position*
    - IT Project Coordinator – *two year provisional*
  - Overtime increase of 16.9% is due to increased service
  - Medical assumes 5.6% year over year increase due to CPI
- **Non-Personnel** - Overall increase \$353K, or 3.4%
  - Fuel Revenue Vehicles cost increase of 8.9%
  - Utilities increase of 9.5% due to price increase and charging for new electric buses
  - Other increases include more employee training

## **Non-Operating Revenue/Expense & Transfer Assumptions**

---

- **Increased Revenue**
  - Sales Tax, including Measure D increase \$4,472, or 17%, year over year
  - Federal/State Grants increase \$3,878K, or 19.9%
    - Infrastructure Investment and Jobs Act
- **Decreased Expense**
  - UAL to Sales Tax Revenue bond decrease \$902K, or 16%
- **Transfers**
  - Bus Replacement Fund increase \$188K, or 8.4%, due to higher Measure D sales tax revenue
  - \$3M Operating & Capital Reserve Fund
    - \$2M ERP system
    - \$1M Capital Reserve replenishment

## FTE Changes

---

### **Funded – 8 FTE**

- Mobility Training Coordinator
- Marketing Assistant Coordinator
- Accountant III
- IT Project Coordinator
- 3 Bus Drivers\*
- 1 ParaCruz Van Driver\*

### **De-Funded – 2 FTE**

- Accessibility Coordinator
- CS Coordinator

#### **Notes:**

- ✓ Net 6 positions in Budget
- ✓ Only Accountant III and IT Project Coordinator (provisional) impact Budget

**6A.6**

\*Funded by Measure D revenues

# FY23 Preliminary Capital Budget

6A.7

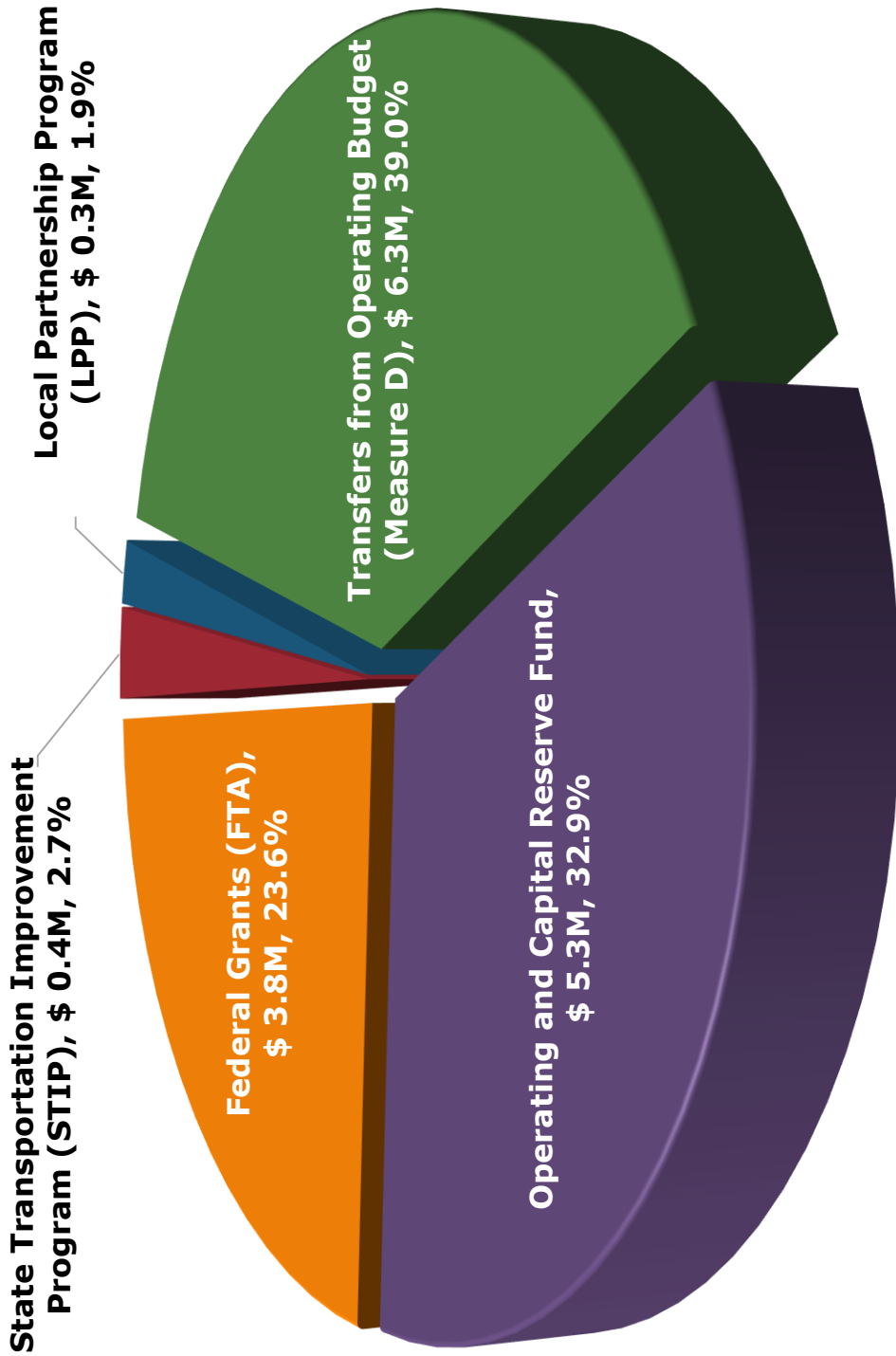
## FY23 Preliminary Capital Budget\* – Projects (in \$ millions)

<i>\$000's</i>	FY23 Budget	FY24 Plan	Remaining Portfolio Spend \$
Project Category:			
Construction Related Projects	\$ 6,013	-	\$ 6,013
IT Projects	1,650	-	1,650
Facilities Repair & Improvements	615	-	615
Revenue Vehicle Replacement	1,879	117	1,996
Revenue Vehicle Electrification Projects	4,848	-	4,848
Non-Revenue Vehicle Replacement	-	-	-
Fleet & Maintenance Equipment	80	-	80
Misc.	1,000	-	1,000
<b>Total \$</b>	<b>16,085</b>	<b>117</b>	<b>\$ 16,202</b>

### **Notes:**

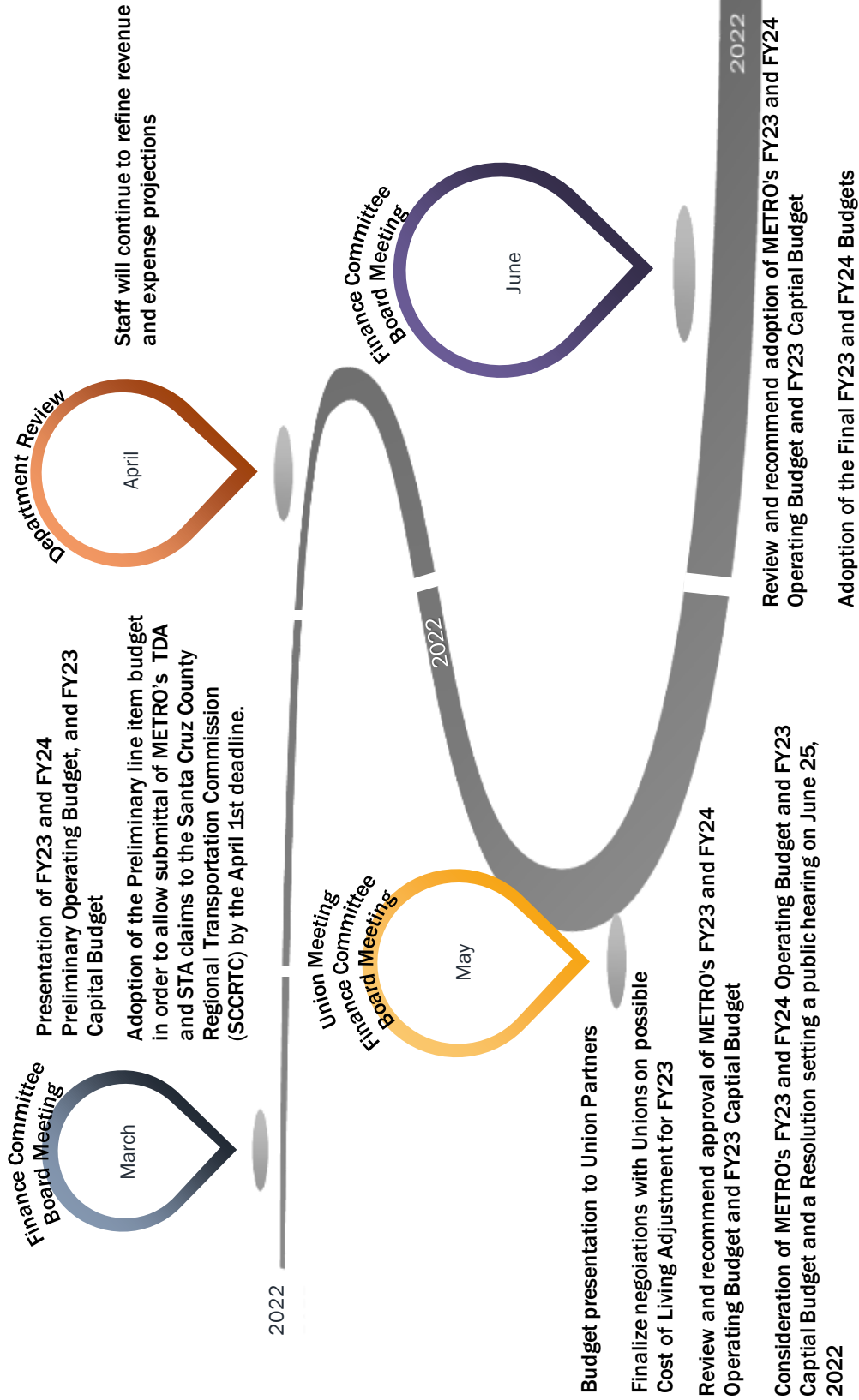
- ✓ \* Only projects with identified and approved funding are represented

## FY23 Preliminary Capital Budget\* – Funding Source (in \$ millions)



6A.9

# Budget Timeline



# Appendix

6A.11

## Total Portfolio of Active Projects

<i>\$000's</i>	FY22 & Prior Spending	FY23 Budget	FY24 & Beyond Plan	Total Portfolio \$
Construction Related Projects	\$ 476	\$ 6,013	-	\$ 6,489
IT Projects	49	1,650	-	1,699
Facilities Repair & Improvements	1,707	615	-	2,322
Revenue Vehicle Replacement	9,496	1,879	117	11,492
Revenue Vehicle Electrification Projects	3,108	4,848	-	7,956
Non-Revenue Vehicle Replacement	250	-	-	250
Fleet & Maintenance Equipment	48	80	-	128
Misc.	216	1,000	-	1,216
<b>Total \$</b>	<b>15,350</b>	<b>\$ 16,085</b>	<b>117</b>	<b>\$ 31,552</b>

# PRELIMINARY

## SANTA CRUZ METROPOLITAN TRANSIT DISTRICT

As of July 1, 2022

	June-20		June-21		March-22		March-22	
	BUDGET	FY21	BUDGET	FY22	BUDGET	FY23	BUDGET	FY24
REVENUE:					Increase/(Decrease)	%VAR	Increase/(Decrease)	%VAR
<b>Operating Revenue</b>								
Passenger Fares	\$ 4,152,166	\$ 2,294,699	\$ 2,409,682	\$ 114,983	5.0%	5.0%	\$ 54,019	2.2%
Special Transit Fares	6,102,606	6,024,734	5,952,851	(71,883)	(1.2%)	(1.2%)	118,739	2.0%
<b>Total Operating Revenue</b>	<b>\$ 10,254,772</b>	<b>\$ 8,319,433</b>	<b>\$ 8,362,533</b>	<b>\$ 43,100</b>	<b>0.5%</b>	<b>0.5%</b>	<b>\$ 172,758</b>	<b>2.1%</b>
<b>Operating Expense</b>								
Labor - Regular	\$ 18,751,562	\$ 18,921,745	\$ 19,294,218	\$ 372,473	2.0%	2.0%	\$ 355,829	1.8%
Labor - OT	1,557,535	1,133,162	1,324,573	191,411	16.9%	16.9%	28,012	2.1%
Fringe	20,622,009	20,480,574	20,976,098	495,524	2.4%	2.4%	879,248	4.2%
Non-Personnel	9,633,082	10,307,612	10,651,765	344,153	3.3%	3.3%	560,990	5.3%
<b>Total Operating Expense</b>	<b>\$ 50,564,188</b>	<b>\$ 50,843,093</b>	<b>\$ 52,246,654</b>	<b>\$ 1,403,561</b>	<b>2.8%</b>	<b>2.8%</b>	<b>\$ 1,824,079</b>	<b>3.5%</b>
<b>Operating Surplus/(Deficit)</b>	<b>\$ (40,309,416)</b>	<b>\$ (42,523,660)</b>	<b>\$ (43,884,121)</b>	<b>\$ (1,360,461)</b>	<b>3.2%</b>	<b>3.2%</b>	<b>\$ (1,651,321)</b>	<b>3.8%</b>
	20.3%	16.4%	16.0%	15.8%				
<b>Non-Operating Revenue/(Expense)</b>								
Sales Tax/including Measure D	\$ 25,889,093	\$ 26,303,319	\$ 30,774,884	\$ 4,471,565	17.0%	17.0%	\$ 615,498	2.0%
Federal/State Grants	20,156,583	19,450,954	23,328,664	3,877,710	19.9%	19.9%	653,744	2.8%
COVID Related Costs	-	(121,347)	(297,712)	(176,365)	145.3%	145.3%	7,677	(2.6%)
Pension UAL/Bond Payment*	(4,434,221)	(5,650,261)	(4,747,974)	902,287	(16.0%)	(16.0%)	302,703	(6.4%)
All Other Revenue	962,950	677,171	698,218	21,047	3.1%	3.1%	13,259	1.9%
<b>Total Non-Operating Revenue/(Expense)</b>	<b>\$ 42,574,405</b>	<b>\$ 40,659,836</b>	<b>\$ 49,756,080</b>	<b>\$ 9,096,244</b>	<b>22.4%</b>	<b>22.4%</b>	<b>\$ 1,592,881</b>	<b>3.2%</b>
<b>Operating Surplus/(Deficit) before Transfers</b>	<b>\$ 2,264,991</b>	<b>\$ (1,863,824)</b>	<b>\$ 5,871,959</b>	<b>\$ 7,735,783</b>	<b>(415.0%)</b>	<b>(415.0%)</b>	<b>\$ (58,440)</b>	<b>(1.0%)</b>
<b>Transfers and Other</b>								
Transfers to Capital/Bus Replacement/Sustainability Funds	\$ (2,264,991)	\$ (4,414,734)	\$ (7,428,170)	\$ (3,013,436)	68.3%	68.3%	\$ 1,973,225	(26.6%)
(To)/From COVID Recovery Fund	-	6,278,558	1,556,211	(4,722,347)	(75.2%)	(75.2%)	(358,574)	(123.0%)
<b>Operating Surplus/(Deficit) after Transfers</b>	<b>\$ -</b>	<b>\$ -</b>	<b>\$ -</b>	<b>\$ -</b>			<b>\$ -</b>	

**SANTA CRUZ METROPOLITAN TRANSIT DISTRICT  
PRELIMINARY FY23 & FY24 OPERATING BUDGET**

**REVENUE SOURCES**

REVENUE SOURCE	June-20	June-21	March-22	March-22		Increase/(Decrease) \$ VAR	%VAR	Increase/(Decrease) \$ VAR	%VAR
	BUDGET FY21	BUDGET FY22	BUDGET FY23	PLAN FY24	PLAN FY24				
<b>Passenger Fares</b>									
Fixed Route Fares	\$ 2,371,000	\$ 1,435,541	\$ 1,621,499	\$ 1,653,929	\$ 1,653,929	\$ 32,430	13.0%	\$ 32,430	2.0%
Paratransit Fares	291,566	176,531	194,184	203,893	203,893	9,709	10.0%	9,709	5.0%
Highway 17 Fares	1,489,600	682,627	593,999	605,879	605,879	11,880	(13.0%)	11,880	2.0%
<b>Special Transit Fares</b>									
UCSC	4,509,846	4,692,000	4,780,072	4,875,673	4,875,673	95,601	1.9%	95,601	2.0%
Cabrillo	748,840	748,840	583,388	595,056	595,056	11,668	(22.1%)	11,668	2.0%
City of SC	311,117	56,310	34,070	34,753	34,753	683	(39.5%)	683	2.0%
Shaffer	15,000	4,788	4,549	4,321	4,321	(228)	(5.0%)	(228)	(5.0%)
Highway 17 Payments									
VTA	330,000	350,004	375,000	382,500	382,500	7,500	7.1%	7,500	2.0%
San Jose State	22,300	12,109	-	-	-	-	(100.0%)	-	2.0%
Amtrak	165,503	160,683	175,772	179,287	179,287	3,515	9.4%	3,515	2.0%
<b>Sales Tax/Including Measure D</b>									
1979 Gross Sales Tax (1/2 cent)	22,388,476	22,746,692	26,613,630	27,145,903	27,145,903	532,273	17.0%	532,273	2.0%
2016 Net Sales Tax (Measure D)	3,500,617	3,556,627	4,161,254	4,244,479	4,244,479	83,225	17.0%	83,225	2.0%
<b>Federal/State Grants</b>									
Transp Dev Act (TDA - LTF) Funds	7,628,850	7,468,499	7,692,554	7,923,331	7,923,331	230,777	3.0%	230,777	3.0%
FTA Sec 5307 - Op Assistance*	4,582,912	4,763,645	5,681,512	5,805,937	5,805,937	124,425	19.3%	124,425	2.2%
FTA Sec 5311 - Rural Op Asst*	191,234	200,796	248,984	254,437	254,437	5,453	24.0%	5,453	2.2%
Medicare Subsidy	550	550	550	550	550	-	0.0%	-	0.0%
AMBAG (FTA 5304)	205,000	-	-	-	-	-	0.0%	-	0.0%
LCTOP Grant	-	489,213	-	-	-	(489,213)	(100.0%)	-	0.0%
TDA - STA - Operating (Includes SB1)	4,494,411	3,454,690	4,229,177	4,402,344	4,402,344	173,167	22.4%	173,167	4.1%
STIC - Op Assistance	2,702,626	2,898,561	5,475,887	5,595,809	5,595,809	119,922	88.9%	119,922	2.2%
Fuel Tax Credit	351,000	175,000	-	-	-	(175,000)	(100.0%)	-	0.0%

**SANTA CRUZ METROPOLITAN TRANSIT DISTRICT  
PRELIMINARY FY23 & FY24 OPERATING BUDGET**

**REVENUE SOURCES**

REVENUE SOURCE	June-20	June-21	March-22	March-22		Increase/(Decrease) \$ VAR	% VAR
	BUDGET FY21	BUDGET FY22	BUDGET FY23	PLAN FY24	PLAN FY24		
<b>All Other Revenue</b>							
Commissions	2,500	1,000	1,000	1,000	1,000	-	0.0%
Advertising Income	343,750	150,000	195,000	200,000	200,000	5,000	2.6%
Rent Income - SC Pacific Station	119,795	96,542	60,187	61,633	61,633	1,446	2.4%
Rent Income - Scotts Valley	-	28,992	29,862	30,560	30,560	698	2.3%
Rent Income - Watsonville TC	45,205	41,637	37,216	38,332	38,332	1,116	3.0%
Interest Income	275,000	295,000	250,000	252,500	252,500	2,500	1.0%
Other Non-Transp Revenue - CNG Sales	-	-	62,953	64,212	64,212	1,259	2.0%
Other Non-Transp Revenue - All Other	176,700	64,000	62,000	63,240	63,240	1,240	2.0%
<b>TOTAL OPERATING REVENUE</b>	<b>\$ 57,263,399</b>	<b>\$ 54,750,877</b>	<b>\$ 63,164,299</b>	<b>\$ 64,619,558</b>	<b>\$ 64,619,558</b>	<b>\$ 1,455,259</b>	<b>2.3%</b>
<b>TRANSFERS TO OPERATING/CAPITAL RESERVES</b>	<b>\$ (2,264,991)</b>	<b>\$ (4,414,734)</b>	<b>\$ (7,428,170)</b>	<b>\$ (5,454,945)</b>	<b>\$ (5,454,945)</b>	<b>\$ 1,973,225</b>	<b>(26.6%)</b>
<b>TRANSFERS (TO) / FROM COVID-19 RECOVERY FUND</b>	<b>\$ -</b>	<b>\$ 6,278,558</b>	<b>\$ 1,556,211</b>	<b>\$ (4,722,347)</b>	<b>\$ (358,574)</b>	<b>\$ (1,914,785)</b>	<b>(123.0%)</b>
<b>TOTAL REVENUE SOURCES</b>	<b>\$ 54,998,408</b>	<b>\$ 56,614,701</b>	<b>\$ 57,292,340</b>	<b>\$ 58,806,039</b>	<b>\$ 58,806,039</b>	<b>\$ 1,513,699</b>	<b>2.6%</b>
<i>* FTA funding is used solely to fund labor expense</i>							
<b>TOTAL EXPENSES</b>	<b>54,998,409</b>	<b>56,614,701</b>	<b>57,292,340</b>	<b>58,806,039</b>	<b>58,806,039</b>	<b>1,513,699</b>	<b>2.6%</b>
<b>TRANSFERS TO BUS REPLACEMENT FUND</b>	<b>2,264,991</b>	<b>2,239,734</b>	<b>2,428,170</b>	<b>2,454,945</b>	<b>2,454,945</b>	<b>26,775</b>	<b>1.1%</b>
<b>TRANSFERS TO OPERATING &amp; CAPITAL RESERVE FUNDS</b>	<b>-</b>	<b>-</b>	<b>3,000,000</b>	<b>1,000,000</b>	<b>1,000,000</b>	<b>(2,000,000)</b>	<b>(66.7%)</b>
<b>TRANSFERS TO UAL &amp; OPEB</b>	<b>-</b>	<b>2,000,000</b>	<b>2,000,000</b>	<b>2,000,000</b>	<b>2,000,000</b>	<b>-</b>	<b>0.0%</b>
<b>FUEL TAX CREDIT</b>	<b>-</b>	<b>175,000</b>	<b>-</b>	<b>(175,000)</b>	<b>-</b>	<b>-</b>	<b>-</b>
<b>SURPLUS/(DEFICIT)</b>	<b>-</b>	<b>(6,278,558)</b>	<b>(1,556,211)</b>	<b>4,722,347</b>	<b>358,574</b>	<b>1,914,785</b>	

**6B.3**

**SANTA CRUZ METROPOLITAN TRANSIT DISTRICT  
PRELIMINARY FY23 & FY24 OPERATING BUDGET**

**Transfers & Operating Balance**

TRANSFERS	June-20	June-21	March-22	Increase/(Decrease)		March-22	
	BUDGET FY21	BUDGET FY22	BUDGET FY23	\$ VAR	%VAR	PLAN FY24	Increase/(Decrease) \$ VAR % VAR
<b>Transfers to Capital Budget</b>							
2016 Net Sales Tax Measure D*	\$ (2,089,969)	\$ (2,145,798)	\$ (2,428,170)	\$ (282,372)	13.2%	\$ (2,454,945)	\$ (26,775) 1.1%
TDA - STA - Operating , Includes SB1	(175,022)	(93,936)	-	93,936	(100.0%)	-	- 0.0%
<b>Total</b>	<b>\$ (2,264,991)</b>	<b>\$ (2,239,734)</b>	<b>\$ (2,428,170)</b>	<b>\$ (188,436)</b>	<b>8.4%</b>	<b>\$ (2,454,945)</b>	<b>\$ (26,775) 1.1%</b>
<b>Transfers to/(from) Operating and Capital Reserve Fund</b>							
Fuel Tax Credit**	\$ -	\$ (175,000)	\$ -	\$ 175,000	(100.0%)	\$ -	- 0.0%
CalPERS UAL & OPEB	-	(2,000,000)	(2,000,000)	-	0.0%	(2,000,000)	- 0.0%
Operating & Capital Reserve Fund	-	-	(3,000,000)	(3,000,000)	100.0%	(1,000,000)	2,000,000 (66.7%)
<b>Total</b>	<b>\$ -</b>	<b>\$ (2,175,000)</b>	<b>\$ (5,000,000)</b>	<b>\$ (2,825,000)</b>	<b>129.9%</b>	<b>\$ (3,000,000)</b>	<b>\$ 2,000,000 (40.0%)</b>
<b>TOTAL OPERATING/CAPITAL TRANSFERS</b>	<b>\$ (2,264,991)</b>	<b>\$ (4,414,734)</b>	<b>\$ (7,428,170)</b>	<b>\$ (3,013,436)</b>	<b>68.3%</b>	<b>\$ (5,454,945)</b>	<b>\$ 1,973,225 (26.6%)</b>
<b>Transfers (To) / From Covid-19 Recovery Fund</b>							
Transfers (To) / From Covid-19 Recovery Fund	\$ -	\$ 6,278,558	\$ 1,556,211	\$ (4,722,347)	(75.2%)	\$ (358,574)	\$ (1,914,785) (123.0%)
<b>Total</b>	<b>\$ -</b>	<b>\$ 6,278,558</b>	<b>\$ 1,556,211</b>	<b>\$ (4,722,347)</b>	<b>(75.2%)</b>	<b>\$ (358,574)</b>	<b>\$ (1,914,785) (123.0%)</b>
<b>TOTAL REVENUE</b>	<b>\$ 57,263,399</b>	<b>\$ 54,750,877</b>	<b>\$ 63,164,299</b>	<b>\$ 8,413,422</b>	<b>15.4%</b>	<b>\$ 64,619,558</b>	<b>\$ 1,455,259 2.3%</b>
<b>TOTAL EXPENSES</b>	<b>\$ 54,998,409</b>	<b>\$ 56,614,701</b>	<b>\$ 57,292,340</b>	<b>\$ 677,639</b>	<b>1.2%</b>	<b>\$ 58,806,039</b>	<b>\$ 1,513,699 2.6%</b>
<b>TOTAL OPERATING/CAPITAL TRANSFERS</b>	<b>\$ (2,264,991)</b>	<b>\$ (4,414,734)</b>	<b>\$ (7,428,170)</b>	<b>\$ (3,013,436)</b>	<b>68.3%</b>	<b>\$ (5,454,945)</b>	<b>\$ 1,973,225 (26.6%)</b>
<b>TOTAL COVID TRANSFERS</b>	<b>\$ -</b>	<b>\$ 6,278,558</b>	<b>\$ 1,556,211</b>	<b>\$ (4,722,347)</b>	<b>(75.2%)</b>	<b>\$ (358,574)</b>	<b>\$ (1,914,785) (123.0%)</b>
<b>OPERATING BALANCE</b>	<b>\$ -</b>	<b>\$ -</b>	<b>\$ -</b>	<b>\$ -</b>	<b>-</b>	<b>\$ -</b>	<b>\$ -</b>

\*Beginning in FY19, 2016 Net Sales Tax Measure D is transferred to the Capital Budget as per 5-Year Program of Projects, provided to RTC. The 5-Year Program of Projects should be updated yearly, after the budget is adopted in June, in order to reflect Santa Cruz METRO's latest Measure D  
\*\*Subject to annual renewal of the tax extenders

# SANTA CRUZ METROPOLITAN TRANSIT DISTRICT PRELIMINARY FY23 & FY24 OPERATING BUDGET

## CONSOLIDATED EXPENSES

ACCOUNT	DESCRIPTION	June-20	June-21	March-22	March-22		Increase/(Decrease) \$ VAR	%VAR	Increase/(Decrease) \$ VAR	% VAR
		BUDGET FY21	BUDGET FY22	BUDGET FY23	PLAN FY24					
<b>LABOR</b>										
501011	Bus Operator Pay	9,756,207	9,871,762	9,974,604	102,842	1.0%	151,555	1.5%	151,555	1.5%
501013	Bus Operator OT	1,000,001	560,115	825,495	265,380	47.4%	24,040	2.9%	24,040	2.9%
501021	Other Salaries	8,995,355	9,049,983	9,319,614	269,631	3.0%	204,274	2.2%	204,274	2.2%
501023	Other OT	557,534	573,047	499,078	(73,969)	(12.9%)	3,972	0.8%	3,972	0.8%
<b>Totals</b>		<b>20,309,097</b>	<b>20,054,907</b>	<b>20,618,791</b>	<b>563,884</b>	<b>2.8%</b>	<b>383,841</b>	<b>1.9%</b>	<b>383,841</b>	<b>1.9%</b>
<b>FRINGE BENEFITS</b>										
502011	Medicare/Soc. Sec.	355,395	349,920	359,116	9,196	2.6%	8,914	2.5%	8,914	2.5%
502021	Retirement	3,060,754	2,272,920	2,270,620	(2,300)	(0.1%)	5,113	0.2%	5,113	0.2%
	UAL Retirement UAL	4,434,221	5,650,261	-	(5,650,261)	(100.0%)	-	0.0%	-	0.0%
502031	Medical Ins	10,910,916	11,534,514	11,782,063	247,549	2.1%	660,146	5.6%	660,146	5.6%
502041	Dental Ins	445,429	447,931	488,834	40,903	9.1%	7,468	1.5%	7,468	1.5%
502045	Vision Ins	107,226	106,368	108,324	1,956	1.8%	4,452	4.1%	4,452	4.1%
502051	Life Ins/AD&D	51,039	49,708	47,802	(1,906)	(3.8%)	506	1.1%	506	1.1%
502060	State Disability Ins (SDI)	246,897	251,499	265,600	14,101	5.6%	18,701	7.0%	18,701	7.0%
502061	Long Term Disability Ins	151,125	154,489	152,919	(1,570)	(1.0%)	6,640	4.3%	6,640	4.3%
502071	State Unemployment Ins (SUI)	40,824	43,014	46,718	3,704	8.6%	2,961	6.3%	2,961	6.3%
502081	Worker's Comp Ins	956,683	985,382	1,016,565	31,183	3.2%	30,495	3.0%	30,495	3.0%
502101	Holiday Pay	699,240	699,933	713,630	13,697	2.0%	17,953	2.5%	17,953	2.5%
502103	Floating Holiday	115,351	116,348	121,529	5,181	4.5%	4,015	3.3%	4,015	3.3%
502109	Sick Leave	1,072,392	1,073,563	1,094,211	20,648	1.9%	27,554	2.5%	27,554	2.5%
502111	Annual Leave	2,153,059	2,024,617	2,121,209	96,592	4.8%	108,117	5.1%	108,117	5.1%
502121	Other Paid Absence	163,885	164,023	167,248	3,225	2.0%	4,205	2.5%	4,205	2.5%
502251	Phys. Exams	11,083	15,900	17,832	1,932	12.2%	1,389	7.8%	1,389	7.8%
502253	Driver Lic Renewal	3,011	2,660	2,540	(120)	(4.5%)	82	3.2%	82	3.2%
502999	Other Fringe Benefits	77,700	187,785	199,338	11,553	6.2%	(29,463)	(14.8%)	(29,463)	(14.8%)
<b>Totals</b>		<b>25,056,230</b>	<b>26,130,835</b>	<b>20,976,098</b>	<b>(5,154,737)</b>	<b>(19.7%)</b>	<b>879,248</b>	<b>4.2%</b>	<b>879,248</b>	<b>4.2%</b>

**6B.5**

**SANTA CRUZ METROPOLITAN TRANSIT DISTRICT  
PRELIMINARY FY23 & FY24 OPERATING BUDGET**

**CONSOLIDATED EXPENSES**

ACCOUNT	DESCRIPTION	June-20	June-21	March-22	Increase/(Decrease)		March-22	Increase/(Decrease) \$ VAR	% VAR
		BUDGET FY21	BUDGET FY22	BUDGET FY23	\$ VAR	%VAR	PLAN FY24		
<b>SERVICES</b>									
503011	Accting/Audit Fees	98,402	103,250	106,386	3,136	3.0%	108,994	2,608	2.5%
503012	Admin/Bank Fees	468,321	427,000	439,895	12,895	3.0%	450,826	10,931	2.5%
503031	Prof/Technical Fees	704,864	1,215,794	963,868	(251,926)	(20.7%)	797,598	(166,270)	(17.3%)
503032	Legislative Services	101,000	101,000	101,121	121	0.1%	74,222	(26,899)	(26.6%)
503033	Legal Services	400,000	400,000	435,096	35,096	8.8%	441,362	6,266	1.4%
503034	Pre-Employment Exams	7,450	8,910	9,179	269	3.0%	9,401	222	2.4%
503041	Temp Help	-	-	145,000	145,000	100.0%	145,000	-	0.0%
503161	Custodial Services	9,000	9,300	9,581	281	3.0%	9,777	196	2.0%
503162	Uniforms/Laundry	25,600	33,400	36,202	2,802	8.4%	36,014	(188)	(0.5%)
503171	Security Services	607,789	611,389	632,501	21,112	3.5%	647,805	15,304	2.4%
503221	Classified/Legal Ads	19,200	22,600	23,282	682	3.0%	23,848	566	2.4%
503222	Legal Ads	-	-	-	-	0.0%	-	-	0.0%
503225	Graphic Services	50,000	-	-	-	0.0%	-	-	0.0%
503351	Repair - Bldg & Impr	73,000	283,000	200,000	(83,000)	(29.3%)	200,000	-	0.0%
503352	Repair - Equipment	713,000	752,887	844,203	91,316	12.1%	1,503,248	659,045	78.1%
503353	Repair - Rev Vehicle	450,000	450,000	611,480	161,480	35.9%	623,426	11,946	2.0%
503354	Repair - Non Rev Vehicle	20,000	20,000	58,575	38,575	192.9%	58,525	(50)	(0.1%)
503363	Haz Mat Disposal	63,000	58,000	59,753	1,753	3.0%	60,949	1,196	2.0%
<b>Totals</b>		<b>3,810,626</b>	<b>4,496,530</b>	<b>4,676,122</b>	<b>179,592</b>	<b>4.0%</b>	<b>5,190,995</b>	<b>514,873</b>	<b>11.0%</b>
<b>MOBILE MATERIALS &amp; SUPPLIES</b>									
504011	Fuels & Lubricants - Non Rev Veh	76,000	73,400	78,592	5,192	7.1%	78,655	63	0.1%
504012	Fuels & Lubricants - Rev Veh	1,600,000	1,600,134	1,742,000	141,866	8.9%	1,751,000	9,000	0.5%
504021	Tires & Tubes	180,000	211,000	217,000	6,000	2.8%	217,000	-	0.0%
504161	Other Mobile Supplies	-	-	-	-	0.0%	-	-	0.0%
504191	Rev Vehicle Parts	1,000,000	976,000	1,033,840	57,840	5.9%	1,000,148	(33,692)	(3.3%)
<b>Totals</b>		<b>2,856,000</b>	<b>2,860,534</b>	<b>3,071,432</b>	<b>210,898</b>	<b>7.4%</b>	<b>3,046,803</b>	<b>(24,629)</b>	<b>(0.8%)</b>

**6B.6**

**SANTA CRUZ METROPOLITAN TRANSIT DISTRICT  
PRELIMINARY FY23 & FY24 OPERATING BUDGET**

**CONSOLIDATED EXPENSES**

ACCOUNT	DESCRIPTION	June-20	June-21	March-22	Increase/(Decrease)		March-22	Increase/(Decrease)	
		BUDGET FY21	BUDGET FY22	BUDGET FY23	\$ VAR	%VAR	PLAN FY24	\$ VAR	% VAR
<b>OTHER MATERIALS &amp; SUPPLIES</b>									
504205	Freight Out	8,000	8,240	8,300	60	0.7%	8,000	(300)	(3.6%)
504211	Postage & Mailing	10,320	9,820	15,689	5,869	59.8%	15,863	174	1.1%
504214	Promotional Items	25,000	25,000	25,000	-	0.0%	25,000	-	0.0%
504215	Printing	55,950	66,400	121,359	54,959	82.8%	122,744	1,385	1.1%
504217	Photo Supp./Process	2,000	2,000	2,060	60	3.0%	2,060	-	0.0%
504311	Office Supplies	72,600	65,200	66,235	1,035	1.6%	67,520	1,285	1.9%
504315	Safety Supplies	28,620	26,320	26,573	253	1.0%	26,757	184	0.7%
504316	COVID-19	-	121,347	152,712	31,365	25.8%	145,035	(7,677)	(5.0%)
504317	Cleaning Supplies	60,600	60,600	63,127	2,527	4.2%	64,174	1,047	1.7%
504409	Repair/Maint Supplies	120,000	120,500	123,047	2,547	2.1%	125,510	2,463	2.0%
504417	Tenant Repairs	10,000	10,000	10,302	302	3.0%	10,508	206	2.0%
504421	Non-Inventory Parts	50,000	50,000	52,475	2,475	5.0%	52,475	-	0.0%
504511	Small Tools	15,000	18,923	19,132	209	1.1%	19,275	143	0.7%
504515	Employee Tool Replacement	3,000	3,000	3,000	-	0.0%	3,000	-	0.0%
<b>Totals</b>		<b>461,090</b>	<b>587,350</b>	<b>689,011</b>	<b>101,661</b>	<b>17.3%</b>	<b>687,921</b>	<b>(1,090)</b>	<b>(0.2%)</b>
<b>UTILITIES</b>									
505010	Propulsion Power	-	50,000	100,000	50,000	100.0%	100,000	-	0.0%
505011	Gas & Electric	312,000	337,000	369,600	32,600	9.7%	377,304	7,704	2.1%
505021	Water & Garbage	180,000	180,000	155,435	(24,565)	(13.6%)	159,145	3,710	2.4%
505031	Telecommunications	157,000	188,132	201,580	13,448	7.1%	204,499	2,919	1.4%
<b>Totals</b>		<b>649,000</b>	<b>755,132</b>	<b>826,615</b>	<b>71,483</b>	<b>9.5%</b>	<b>840,948</b>	<b>14,333</b>	<b>1.7%</b>
<b>CASUALTY &amp; LIABILITY</b>									
506011	Insurance - Property	66,630	68,485	70,553	2,068	3.0%	73,711	3,158	4.5%
506015	Insurance - PL/PD	750,761	765,276	788,389	23,113	3.0%	823,668	35,279	4.5%
506021	Insurance - Other	37,216	60,557	62,385	1,828	3.0%	65,176	2,791	4.5%
506123	Settlement Costs	150,000	150,000	154,530	4,530	3.0%	158,291	3,761	2.4%
506127	Repairs - District Prop	-	-	-	-	0.0%	-	-	0.0%
<b>Totals</b>		<b>1,004,607</b>	<b>1,044,318</b>	<b>1,075,857</b>	<b>31,539</b>	<b>3.0%</b>	<b>1,120,846</b>	<b>44,989</b>	<b>4.2%</b>

**6B.7**

**SANTA CRUZ METROPOLITAN TRANSIT DISTRICT  
PRELIMINARY FY23 & FY24 OPERATING BUDGET**

**CONSOLIDATED EXPENSES**

ACCOUNT	DESCRIPTION	June-20	June-21	March-22	Increase/(Decrease)		March-22	Increase/(Decrease)	% VAR
		BUDGET FY21	BUDGET FY22	BUDGET FY23	\$ VAR	%VAR	PLAN FY24		
<b>TAXES</b>									
507051	Fuel Tax	15,000	17,000	17,500	500	2.9%	18,000	500	2.9%
507201	Licenses & Permits	24,000	23,700	28,756	5,056	21.3%	29,068	312	1.1%
507999	Other Taxes	21,000	10,000	10,302	302	3.0%	10,508	206	2.0%
<b>Totals</b>		<b>60,000</b>	<b>50,700</b>	<b>56,558</b>	<b>5,858</b>	<b>11.6%</b>	<b>57,576</b>	<b>1,018</b>	<b>1.8%</b>
<b>MISC EXPENSE</b>									
509011	Dues/Subscriptions	100,067	95,902	101,336	5,434	5.7%	103,434	2,098	2.1%
509081	Advertising - District Promo	15,000	15,000	-	(15,000)	(100.0%)	-	-	0.0%
509101	Employee Incentive Program	24,500	25,500	46,486	20,986	82.3%	47,286	800	1.7%
509121	Employee Training	104,076	82,775	102,904	20,129	24.3%	104,981	2,077	2.0%
509122	BOD Travel	13,000	13,000	13,393	393	3.0%	13,719	326	2.4%
509123	Travel	110,650	79,834	87,275	7,441	9.3%	88,872	1,597	1.8%
509125	Local Meeting Expense	11,550	11,550	12,640	1,090	9.4%	12,923	283	2.2%
509127	Board Director Fees	12,600	12,600	12,981	381	3.0%	13,296	315	2.4%
<b>Totals</b>		<b>391,443</b>	<b>336,161</b>	<b>377,015</b>	<b>40,854</b>	<b>12.2%</b>	<b>384,511</b>	<b>7,496</b>	<b>2.0%</b>
<b>INTEREST EXPENSE &amp; DEBT SERVICE</b>									
511102	Interest Expense - Loan	174,346	16,356	8,120	(8,236)	(50.4%)	893	(7,227)	(89.0%)
511103	Interest Expense - POB	-	-	1,962,974	1,962,974	100.0%	1,745,271	(217,703)	(11.1%)
524000	Principal - POB	-	-	2,785,000	2,785,000	100.0%	2,700,000	(85,000)	(3.1%)
<b>Totals</b>		<b>174,346</b>	<b>16,356</b>	<b>4,756,094</b>	<b>4,739,738</b>	<b>28978.6%</b>	<b>4,446,164</b>	<b>(309,930)</b>	<b>(6.5%)</b>

**SANTA CRUZ METROPOLITAN TRANSIT DISTRICT  
PRELIMINARY FY23 & FY24 OPERATING BUDGET**

**CONSOLIDATED EXPENSES**

ACCOUNT	DESCRIPTION	June-20	June-21	March-22	March-22		Increase/(Decrease) \$ VAR	% VAR	Increase/(Decrease) \$ VAR	% VAR
		BUDGET FY21	BUDGET FY22	BUDGET FY23	PLAN FY24					
<b>LEASES &amp; RENTALS</b>										
512011	Facility Lease	214,970	265,778	152,346		(113,432)	(42.7%)	3,329	2.2%	
512061	Equipment Rental	11,000	16,100	16,401		301	1.9%	221	1.3%	
	<b>Totals</b>	<b>225,970</b>	<b>281,878</b>	<b>168,747</b>		<b>(113,131)</b>	<b>(40.1%)</b>	<b>3,550</b>	<b>2.1%</b>	
<hr/>										
	<b>PERSONNEL TOTAL</b>	<b>45,365,327</b>	<b>46,185,742</b>	<b>41,594,889</b>		<b>(4,590,853)</b>	<b>(9.9%)</b>	<b>1,263,089</b>	<b>3.0%</b>	
	<b>NON-PERSONNEL TOTAL</b>	<b>9,633,082</b>	<b>10,428,959</b>	<b>15,697,451</b>		<b>5,268,492</b>	<b>50.5%</b>	<b>250,610</b>	<b>1.6%</b>	
	<b>TOTAL OPERATING EXPENSES</b>	<b>54,998,409</b>	<b>56,614,701</b>	<b>57,292,340</b>		<b>677,639</b>	<b>1.2%</b>	<b>1,513,699</b>	<b>2.6%</b>	

**SANTA CRUZ METROPOLITAN TRANSIT DISTRICT  
PRELIMINARY FY23 & FY24 OPERATING BUDGET**

**Departmental Expenses**

	June-21		March-22		March-22		Increase/(Decrease) \$ VAR	% VAR	Increase/(Decrease) \$ VAR	% VAR
	BUDGET	BUDGET	BUDGET	BUDGET	PLAN	FY24				
	FY21	FY22	FY23	FY23	FY24	FY24				
1100 Administration	\$ 1,287,239	\$ 1,385,221	\$ 1,266,849	\$ (118,372)	\$ (88,061)	(8.5%)	(7.0%)			
1200 Finance	3,213,528	3,086,454	7,752,661	4,666,207	(197,655)	151.2%	(2.5%)			
1300 Customer Service	2,167,394	2,356,175	2,163,050	(193,125)	53,173	(8.2%)	2.5%			
1400 Human Resources	1,064,670	1,099,563	1,015,216	(84,347)	39,143	(7.7%)	3.9%			
1500 Information Technology	1,398,050	1,581,899	1,473,248	(108,651)	672,271	(6.9%)	45.6%			
1600 Planning, Grants, Governmental Affairs	1,253,447	1,102,149	969,409	(132,740)	(51,207)	(12.0%)	(5.3%)			
1700 District Counsel	406,000	403,000	438,187	35,187	6,341	8.7%	1.4%			
1800 Safety, Security, and Risk Management	1,130,704	1,125,225	1,079,038	(46,187)	22,998	(4.1%)	2.1%			
1900 Purchasing	950,175	912,298	961,784	49,486	37,497	5.4%	3.9%			
2200 Facilities Maintenance	3,442,015	3,759,275	3,410,253	(349,022)	71,478	(9.3%)	2.1%			
3100 Paratransit	4,930,786	5,260,983	4,263,038	(997,945)	132,527	(19.0%)	3.1%			
3200 Operations	2,810,136	2,806,110	2,664,627	(141,483)	72,381	(5.0%)	2.7%			
3300 Bus Operators	19,148,193	19,328,009	17,481,013	(1,846,996)	464,227	(9.6%)	2.7%			
4100 Fleet Maintenance	8,412,040	8,744,052	8,433,640	(310,412)	86,333	(3.5%)	1.0%			
9002 COVID Related Costs	-	121,347	297,712	176,365	(7,677)	145.3%	(2.6%)			
9005 Retired Employee Benefits	3,383,772	3,542,691	3,622,340	79,649	199,905	2.2%	5.5%			
700 SCCIC	250	250	275	25	25	10.0%	9.1%			
<b>TOTAL OPERATING EXPENSES</b>	<b>\$ 54,998,402</b>	<b>\$ 56,614,701</b>	<b>\$ 57,292,340</b>	<b>\$ 677,639</b>	<b>\$ 1,513,699</b>	<b>1.2%</b>	<b>2.6%</b>			

**OB.10**

# SANTA CRUZ METROPOLITAN TRANSIT DISTRICT PRELIMINARY FY23 & FY24 OPERATING BUDGET

Admin - 1100

ACCOUNT	June-20		June-21		March-22		March-22		Increase/(Decrease) \$ VAR	Increase/(Decrease) %VAR	Increase/(Decrease) \$ VAR	Increase/(Decrease) %VAR
	BUDGET FY21	BUDGET FY21	BUDGET FY22	BUDGET FY22	BUDGET FY23	BUDGET FY23	PLAN FY24	PLAN FY24				
LABOR												
501011 Bus Operator Pay	\$ -	\$ -	\$ -	\$ -	\$ -	\$ -	\$ -	\$ -	\$ -	0.0%	\$ -	0.0%
501013 Bus Operator OT	-	-	-	-	-	-	-	-	-	0.0%	-	0.0%
501021 Other Salaries	476,834	501,540	487,294	(14,246)	487,294	(14,246)	511,653	24,359	24,359	(2.8%)	24,359	5.0%
501023 Other OT	4,768	4,907	5,055	148	5,055	148	5,178	123	123	3.0%	123	2.4%
<b>Totals</b>	<b>\$ 481,602</b>	<b>\$ 506,447</b>	<b>\$ 492,349</b>	<b>\$ (14,098)</b>	<b>\$ 492,349</b>	<b>\$ (14,098)</b>	<b>\$ 516,831</b>	<b>\$ 24,482</b>	<b>\$ 24,482</b>	<b>(2.8%)</b>	<b>\$ 24,482</b>	<b>5.0%</b>
FRINGE BENEFITS												
502011 Medicare/Soc. Sec.	\$ 8,808	\$ 9,025	\$ 8,551	\$ (474)	\$ 8,551	\$ (474)	\$ 8,977	\$ 426	\$ 426	(5.3%)	\$ 426	5.0%
502021 Retirement	75,717	46,289	53,975	7,686	53,975	7,686	55,000	1,025	1,025	16.6%	1,025	1.9%
Retirement UAL	85,313	115,043	-	(115,043)	-	(115,043)	-	-	-	(100.0%)	-	0.0%
502031 Medical Ins	96,092	87,168	98,571	11,403	98,571	11,403	104,093	5,522	5,522	13.1%	5,522	5.6%
502041 Dental Ins	4,003	4,032	5,608	1,576	5,608	1,576	5,700	92	92	39.1%	92	1.6%
502045 Vision Ins	1,112	1,128	1,104	(24)	1,104	(24)	1,152	48	48	(2.1%)	48	4.3%
502051 Life Ins/AD&D	5,311	5,176	676	(4,500)	676	(4,500)	696	20	20	(86.9%)	20	3.0%
502060 State Disability Ins (SDI)	4,166	4,488	4,532	44	4,532	44	6,933	2,401	2,401	1.0%	2,401	53.0%
502061 Long Term Disability Ins	2,977	3,086	2,939	(147)	2,939	(147)	3,082	143	143	(4.8%)	143	4.9%
502071 State Unemployment Ins (SUI)	504	536	568	32	568	32	604	36	36	6.0%	36	6.3%
502081 Worker's Comp Ins	11,775	12,054	11,906	(148)	11,906	(148)	12,263	357	357	(1.2%)	357	3.0%
502101 Holiday Pay	18,545	18,376	17,322	(1,054)	17,322	(1,054)	18,188	866	866	(5.7%)	866	5.0%
502103 Floating Holiday	22,610	22,305	23,819	1,514	23,819	1,514	25,010	1,191	1,191	6.8%	1,191	5.0%
502109 Sick Leave	27,818	27,564	25,984	(1,580)	25,984	(1,580)	27,283	1,299	1,299	(5.7%)	1,299	5.0%
502111 Annual Leave	52,568	43,414	26,167	(17,247)	26,167	(17,247)	27,476	1,309	1,309	(39.7%)	1,309	5.0%
502121 Other Paid Absence	4,347	4,307	4,059	(248)	4,059	(248)	4,263	204	204	(5.8%)	204	5.0%
502251 Phys. Exams	-	-	-	-	-	-	-	-	-	0.0%	-	0.0%
502253 Driver Lic Renewal	-	-	-	-	-	-	-	-	-	0.0%	-	0.0%
502999 Other Fringe Benefits	10,758	14,762	11,916	(2,846)	11,916	(2,846)	7,920	(3,996)	(3,996)	(19.3%)	(3,996)	(33.5%)
<b>Totals</b>	<b>\$ 432,425</b>	<b>\$ 418,782</b>	<b>\$ 297,697</b>	<b>\$ (121,085)</b>	<b>\$ 297,697</b>	<b>\$ (121,085)</b>	<b>\$ 308,640</b>	<b>\$ 10,943</b>	<b>\$ 10,943</b>	<b>(28.9%)</b>	<b>\$ 10,943</b>	<b>3.7%</b>

6B.11

# SANTA CRUZ METROPOLITAN TRANSIT DISTRICT PRELIMINARY FY23 & FY24 OPERATING BUDGET

Admin - 1100

ACCOUNT	June-20	June-21	March-22	March-22		Increase/(Decrease) %VAR	Increase/(Decrease) \$ VAR	March-22 PLAN FY24	Increase/(Decrease) \$ VAR	% VAR
	BUDGET FY21	BUDGET FY22	BUDGET FY23	BUDGET FY23	BUDGET FY24					
<b>SERVICES</b>										
503011 Acting/Audit Fees	\$ -	\$ -	\$ -	\$ -	\$ -	0.0%	\$ -	-	\$ -	0.0%
503012 Admin/Bank Fees	-	-	-	-	-	0.0%	-	-	-	0.0%
503031 Prof/Technical Fees	55,000	160,900	168,280	7,380	7,380	4.6%	(101,455)	66,825	(101,455)	(60.3%)
503032 Legislative Services	101,000	101,000	101,121	121	121	0.1%	(26,899)	74,222	(26,899)	(26.6%)
503033 Legal Services	-	-	-	-	-	0.0%	-	-	-	0.0%
503034 Pre-Employment Exams	-	-	-	-	-	0.0%	-	-	-	0.0%
503041 Temp Help	-	-	-	-	-	0.0%	-	-	-	0.0%
503161 Custodial Services	-	-	-	-	-	0.0%	-	-	-	0.0%
503162 Uniforms/Laundry	-	-	-	-	-	0.0%	-	-	-	0.0%
503171 Security Services	-	-	-	-	-	0.0%	-	-	-	0.0%
503221 Classified/Legal Ads	4,000	4,000	4,120	120	120	3.0%	100	4,220	100	2.4%
503222 Legal Ads	-	-	-	-	-	0.0%	-	-	-	0.0%
503225 Graphic Services	-	-	-	-	-	0.0%	-	-	-	0.0%
503351 Repair - Bldg & Impr	-	-	-	-	-	0.0%	-	-	-	0.0%
503352 Repair - Equipment	15,000	8,000	8,242	242	242	3.0%	201	8,443	201	2.4%
503353 Repair - Rev Vehicle	-	-	-	-	-	0.0%	-	-	-	0.0%
503354 Repair - Non Rev Vehicle	-	-	-	-	-	0.0%	-	-	-	0.0%
503363 Haz Mat Disposal	-	-	-	-	-	0.0%	-	-	-	0.0%
<b>Totals \$</b>	<b>175,000</b>	<b>273,900</b>	<b>281,763</b>	<b>7,863</b>	<b>7,863</b>	<b>2.9%</b>	<b>\$ (128,053)</b>	<b>153,710</b>	<b>\$ (128,053)</b>	<b>(45.4%)</b>
<b>MOBILE MATERIALS &amp; SUPPLIES</b>										
504011 Fuels & Lubricants - Non Rev Veh	\$ -	\$ -	\$ -	\$ -	\$ -	0.0%	\$ -	-	\$ -	0.0%
504012 Fuels & Lubricants - Rev Veh	-	-	-	-	-	0.0%	-	-	-	0.0%
504021 Tires & Tubes	-	-	-	-	-	0.0%	-	-	-	0.0%
504161 Other Mobile Supplies	-	-	-	-	-	0.0%	-	-	-	0.0%
504191 Rev Vehicle Parts	-	-	-	-	-	0.0%	-	-	-	0.0%
<b>Totals \$</b>	<b>-</b>	<b>\$ -</b>	<b>\$ -</b>	<b>\$ -</b>	<b>\$ -</b>	<b>0.0%</b>	<b>\$ -</b>	<b>-</b>	<b>\$ -</b>	<b>0.0%</b>

## 6B.12

# SANTA CRUZ METROPOLITAN TRANSIT DISTRICT PRELIMINARY FY23 & FY24 OPERATING BUDGET

Admin - 1100

ACCOUNT	June-20	June-21	March-22	March-22		Increase/(Decrease) \$ VAR	%VAR	Increase/(Decrease) \$ VAR	%VAR
	BUDGET FY21	BUDGET FY22	BUDGET FY23	PLAN FY24	PLAN FY24				
<b>OTHER MATERIALS &amp; SUPPLIES</b>									
504205 Freight Out	\$ -	\$ -	\$ -	\$ -	\$ -	\$ -	0.0%	\$ -	0.0%
504211 Postage & Mailing	4,500	5,000	5,800	5,916	5,916	800	16.0%	116	2.0%
504214 Promotional Items	-	-	-	-	-	-	0.0%	-	0.0%
504215 Printing	4,000	6,500	6,697	6,860	6,860	197	3.0%	163	2.4%
504217 Photo Supp./Process	-	-	-	-	-	-	0.0%	-	0.0%
504311 Office Supplies	20,000	13,700	14,112	14,455	14,455	412	3.0%	343	2.4%
504315 Safety Supplies	-	-	-	-	-	-	0.0%	-	0.0%
504316 COVID-19	-	-	-	-	-	-	0.0%	-	0.0%
504317 Cleaning Supplies	-	-	-	-	-	-	0.0%	-	0.0%
504409 Repair/Maint Supplies	-	-	-	-	-	-	0.0%	-	0.0%
504417 Tenant Repairs	-	-	-	-	-	-	0.0%	-	0.0%
504421 Non-Inventory Parts	-	-	-	-	-	-	0.0%	-	0.0%
504511 Small Tools	-	-	-	-	-	-	0.0%	-	0.0%
504515 Employee Tool Replacement	-	-	-	-	-	-	0.0%	-	0.0%
<b>Totals \$</b>	<b>28,500</b>	<b>25,200</b>	<b>26,609</b>	<b>27,231</b>	<b>27,231</b>	<b>1,409</b>	<b>5.6%</b>	<b>622</b>	<b>2.3%</b>
<b>UTILITIES</b>									
505010 Propulsion Power	\$ -	\$ -	\$ -	\$ -	\$ -	\$ -	0.0%	\$ -	0.0%
505011 Gas & Electric	-	-	-	-	-	-	0.0%	-	0.0%
505021 Water & Garbage	-	-	-	-	-	-	0.0%	-	0.0%
505031 Telecommunications	-	-	-	-	-	-	0.0%	-	0.0%
<b>Totals \$</b>	<b>-</b>	<b>-</b>	<b>-</b>	<b>-</b>	<b>-</b>	<b>-</b>	<b>0.0%</b>	<b>-</b>	<b>0.0%</b>
<b>CASUALTY &amp; LIABILITY</b>									
506011 Insurance - Property	\$ -	\$ -	\$ -	\$ -	\$ -	\$ -	0.0%	\$ -	0.0%
506015 Insurance - PL/PD	-	-	-	-	-	-	0.0%	-	0.0%
506021 Insurance - Other	-	-	-	-	-	-	0.0%	-	0.0%
506123 Settlement Costs	-	-	-	-	-	-	0.0%	-	0.0%
506127 Repairs - District Prop	-	-	-	-	-	-	0.0%	-	0.0%
<b>Totals \$</b>	<b>-</b>	<b>-</b>	<b>-</b>	<b>-</b>	<b>-</b>	<b>-</b>	<b>0.0%</b>	<b>-</b>	<b>0.0%</b>

## 6B.13

# SANTA CRUZ METROPOLITAN TRANSIT DISTRICT PRELIMINARY FY23 & FY24 OPERATING BUDGET

Admin - 1100

ACCOUNT	June-20	June-21	March-22	March-22		Increase/(Decrease) \$ VAR	%VAR	Increase/(Decrease) \$ VAR	% VAR
	BUDGET FY21	BUDGET FY22	BUDGET FY23	PLAN FY24	PLAN FY24				
<b>TAXES</b>									
507051 Fuel Tax	\$ -	\$ -	\$ -	\$ -	\$ -	\$ -	0.0%	\$ -	0.0%
507201 Licenses & Permits	-	-	-	-	-	-	0.0%	-	0.0%
507999 Other Taxes	-	-	-	-	-	-	0.0%	-	0.0%
<b>Totals</b>	<b>\$ -</b>	<b>\$ -</b>	<b>\$ -</b>	<b>\$ -</b>	<b>\$ -</b>	<b>\$ -</b>	<b>0.0%</b>	<b>\$ -</b>	<b>0.0%</b>
<b>MISC EXPENSE</b>									
509011 Dues/Subscriptions	\$ 86,112	\$ 82,892	\$ 88,075	\$ 90,048	\$ 1,973	\$ 1,973	6.3%	\$ 1,973	2.2%
509081 Advertising - District Promo	-	-	-	-	-	-	0.0%	-	0.0%
509101 Employee Incentive Program	18,000	18,000	18,544	18,996	452	452	3.0%	452	2.4%
509121 Employee Training	3,000	2,400	2,473	2,533	60	60	3.0%	60	2.4%
509122 BOD Travel	13,000	13,000	13,393	13,719	326	326	3.0%	326	2.4%
509123 Travel	25,000	20,000	20,603	21,121	518	518	3.0%	518	2.5%
509125 Local Meeting Expense	10,000	10,000	10,302	10,553	251	251	3.0%	251	2.4%
509127 Board Director Fees	12,600	12,600	12,981	13,296	315	315	3.0%	315	2.4%
509150 Contributions	-	-	-	-	-	-	0.0%	-	0.0%
509198 Cash Over/Short	-	-	-	-	-	-	0.0%	-	0.0%
509999 Other Misc Expense	-	-	-	-	-	-	0.0%	-	0.0%
<b>Totals</b>	<b>\$ 167,712</b>	<b>\$ 158,892</b>	<b>\$ 166,371</b>	<b>\$ 170,266</b>	<b>\$ 3,895</b>	<b>\$ 3,895</b>	<b>4.7%</b>	<b>\$ 3,895</b>	<b>2.3%</b>
<b>INTEREST EXPENSE &amp; DEBT SERVICE</b>									
511102 Interest Expense - Loan	\$ -	\$ -	\$ -	\$ -	\$ -	\$ -	0.0%	\$ -	0.0%
511103 Interest Expense - POB	-	-	-	-	-	-	0.0%	-	0.0%
524000 Principal - POB	-	-	-	-	-	-	0.0%	-	0.0%
<b>Totals</b>	<b>\$ -</b>	<b>\$ -</b>	<b>\$ -</b>	<b>\$ -</b>	<b>\$ -</b>	<b>\$ -</b>	<b>0.0%</b>	<b>\$ -</b>	<b>0.0%</b>
<b>LEASES &amp; RENTALS</b>									
512011 Facility Lease	\$ -	\$ -	\$ -	\$ -	\$ -	\$ -	0.0%	\$ -	0.0%
512061 Equipment Rental	2,000	2,000	2,060	2,110	50	50	3.0%	50	2.4%
<b>Totals</b>	<b>\$ 2,000</b>	<b>\$ 2,000</b>	<b>\$ 2,060</b>	<b>\$ 2,110</b>	<b>\$ 50</b>	<b>\$ 50</b>	<b>3.0%</b>	<b>\$ 50</b>	<b>2.4%</b>
<b>PERSONNEL TOTAL</b>	<b>\$ 914,027</b>	<b>\$ 925,229</b>	<b>\$ 790,046</b>	<b>\$ 825,471</b>	<b>\$ 35,425</b>	<b>\$ 35,425</b>	<b>(14.6%)</b>	<b>\$ 35,425</b>	<b>4.5%</b>
<b>NON-PERSONNEL TOTAL</b>	<b>\$ 373,212</b>	<b>\$ 459,992</b>	<b>\$ 476,803</b>	<b>\$ 353,317</b>	<b>\$ (123,486)</b>	<b>\$ (123,486)</b>	<b>3.7%</b>	<b>\$ (123,486)</b>	<b>(25.9%)</b>
<b>TOTAL OPERATING EXPENSES</b>	<b>\$ 1,287,239</b>	<b>\$ 1,385,221</b>	<b>\$ 1,266,849</b>	<b>\$ 1,178,788</b>	<b>\$ (88,061)</b>	<b>\$ (88,061)</b>	<b>(8.5%)</b>	<b>\$ (88,061)</b>	<b>(7.0%)</b>

## 6B.14

# SANTA CRUZ METROPOLITAN TRANSIT DISTRICT PRELIMINARY FY23 & FY24 OPERATING BUDGET

Finance - 1200

ACCOUNT	June-20	June-21	March-22	March-22		Increase/(Decrease)		March-22	
	BUDGET FY21	BUDGET FY22	BUDGET FY23	\$ VAR	%VAR	\$ VAR	%VAR	PLAN FY24	Increase/(Decrease) \$ VAR % VAR
<b>LABOR</b>									
501011 Bus Operator Pay	\$ -	\$ -	\$ -	\$ -	0.0%	\$ -	0.0%	\$ -	0.0%
501013 Bus Operator OT	-	-	-	-	0.0%	-	0.0%	-	0.0%
501021 Other Salaries	756,442	739,775	897,670	157,895	21.3%	34,216	3.8%	931,886	34,216
501023 Other OT	2,209	4,000	5,000	1,000	25.0%	100	2.0%	5,100	100
<b>Totals \$</b>	<b>758,651</b>	<b>743,775</b>	<b>902,670</b>	<b>158,895</b>	<b>21.4%</b>	<b>34,316</b>	<b>3.8%</b>	<b>936,986</b>	<b>34,316</b>
<b>FRINGE BENEFITS</b>									
502011 Medicare/Soc. Sec.	\$ 14,733	\$ 13,191	\$ 16,033	\$ 2,842	21.5%	\$ 604	3.8%	\$ 16,637	\$ 604
502021 Retirement	135,390	87,909	104,935	17,026	19.4%	1,139	1.1%	106,074	1,139
Retirement UAL	197,251	218,532	-	(218,532)	(100.0%)	-	0.0%	-	-
502031 Medical Ins	268,522	252,876	307,869	54,993	21.7%	17,242	5.6%	325,111	17,242
502041 Dental Ins	13,334	12,942	16,826	3,884	30.0%	256	1.5%	17,082	256
502045 Vision Ins	2,503	2,538	3,036	498	19.6%	132	4.3%	3,168	132
502051 Life Ins/AD&D	1,365	1,261	1,602	341	27.0%	46	2.9%	1,648	46
502060 State Disability Ins (SDI)	8,746	9,065	11,386	2,321	25.6%	1,463	12.8%	12,849	1,463
502061 Long Term Disability Ins	5,306	5,450	6,373	923	16.9%	253	4.0%	6,626	253
502071 State Unemployment Ins (SUI)	1,134	1,206	1,562	356	29.5%	99	6.3%	1,661	99
502081 Worker's Comp Ins	23,549	27,121	32,740	5,619	20.7%	982	3.0%	33,722	982
502101 Holiday Pay	28,591	27,413	33,243	5,830	21.3%	1,251	3.8%	34,494	1,251
502103 Floating Holiday	17,539	16,185	20,077	3,892	24.0%	1,003	5.0%	21,080	1,003
502109 Sick Leave	42,886	41,118	49,865	8,747	21.3%	1,875	3.8%	51,740	1,875
502111 Annual Leave	161,675	74,703	91,993	17,290	23.1%	2,919	3.2%	94,912	2,919
502121 Other Paid Absence	6,701	6,426	7,794	1,368	21.3%	291	3.7%	8,085	291
502251 Phys. Exams	-	-	-	-	0.0%	-	0.0%	-	-
502253 Driver Lic Renewal	-	-	-	-	0.0%	-	0.0%	-	-
502999 Other Fringe Benefits	6,093	6,102	8,119	2,017	33.1%	11	0.1%	8,130	11
<b>Totals \$</b>	<b>935,318</b>	<b>804,038</b>	<b>713,453</b>	<b>(90,585)</b>	<b>(11.3%)</b>	<b>29,566</b>	<b>4.1%</b>	<b>743,019</b>	<b>29,566</b>

6B.15

# SANTA CRUZ METROPOLITAN TRANSIT DISTRICT PRELIMINARY FY23 & FY24 OPERATING BUDGET

Finance - 1200

ACCOUNT	June-20		June-21		March-22		March-22		Increase/(Decrease)		Increase/(Decrease)	
	BUDGET	FY21	BUDGET	FY22	BUDGET	FY23	PLAN	FY24	\$ VAR	%VAR	\$ VAR	% VAR
<b>SERVICES</b>												
503011	\$	98,152	\$	103,000	\$	106,111	\$	108,694	\$	3.0%	3,111	3.0%
503012		468,321		427,000		439,895		450,826		3.0%	12,895	3.0%
503031		41,300		244,980		31,357		31,601		(87.2%)	(213,623)	(87.2%)
503032		-		-		-		-		0.0%	-	0.0%
503033		-		-		-		-		0.0%	-	0.0%
503034		-		-		-		-		0.0%	-	0.0%
503041		-		-		-		-		0.0%	-	0.0%
503161		-		-		-		-		0.0%	-	0.0%
503162		-		-		-		-		0.0%	-	0.0%
503171		-		-		-		-		0.0%	-	0.0%
503221		-		-		-		-		0.0%	-	0.0%
503222		-		-		-		-		0.0%	-	0.0%
503225		-		-		-		-		0.0%	-	0.0%
503351		-		-		-		-		0.0%	-	0.0%
503352		-		-		-		-		0.0%	-	0.0%
503353		-		-		-		-		0.0%	-	0.0%
503354		-		-		-		-		0.0%	-	0.0%
503363		-		-		-		-		0.0%	-	0.0%
<b>Totals</b>	<b>\$</b>	<b>607,773</b>	<b>\$</b>	<b>774,980</b>	<b>\$</b>	<b>577,363</b>	<b>\$</b>	<b>591,121</b>	<b>\$</b>	<b>(25.5%)</b>	<b>(197,617)</b>	<b>(25.5%)</b>
<b>MOBILE MATERIALS &amp; SUPPLIES</b>												
504011	\$	-	\$	-	\$	-	\$	-	\$	0.0%	-	0.0%
504012		-		-		-		-		0.0%	-	0.0%
504021		-		-		-		-		0.0%	-	0.0%
504161		-		-		-		-		0.0%	-	0.0%
504191		-		-		-		-		0.0%	-	0.0%
<b>Totals</b>	<b>\$</b>	<b>-</b>	<b>\$</b>	<b>-</b>	<b>\$</b>	<b>-</b>	<b>\$</b>	<b>-</b>	<b>\$</b>	<b>0.0%</b>	<b>-</b>	<b>0.0%</b>

6B.16

# SANTA CRUZ METROPOLITAN TRANSIT DISTRICT PRELIMINARY FY23 & FY24 OPERATING BUDGET

Finance - 1200

ACCOUNT	June-20	June-21	March-22	March-22		Increase/(Decrease)		March-22		
	BUDGET FY21	BUDGET FY22	BUDGET FY23	BUDGET FY23	BUDGET FY24	\$ VAR	%VAR	\$ VAR	% VAR	
<b>OTHER MATERIALS &amp; SUPPLIES</b>										
504205 Freight Out	\$ -	\$ -	\$ -	\$ -	\$ -	\$ -	0.0%	\$ -	0.0%	
504211 Postage & Mailing	-	-	1,000	1,000	1,000	1,000	100.0%	-	0.0%	
504214 Promotional Items	-	-	-	-	-	-	0.0%	-	0.0%	
504215 Printing	1,050	2,000	2,060	2,060	2,110	60	3.0%	50	2.4%	
504217 Photo Supp/Process	-	-	-	-	-	-	0.0%	-	0.0%	
504311 Office Supplies	-	-	-	-	-	-	0.0%	-	0.0%	
504315 Safety Supplies	-	-	-	-	-	-	0.0%	-	0.0%	
504316 COVID-19	-	-	-	-	-	-	0.0%	-	0.0%	
504317 Cleaning Supplies	-	-	-	-	-	-	0.0%	-	0.0%	
504409 Repair/Maint Supplies	-	-	-	-	-	-	0.0%	-	0.0%	
504417 Tenant Repairs	-	-	-	-	-	-	0.0%	-	0.0%	
504421 Non-Inventory Parts	-	-	-	-	-	-	0.0%	-	0.0%	
504511 Small Tools	-	-	-	-	-	-	0.0%	-	0.0%	
504515 Employee Tool Replacement	-	-	-	-	-	-	0.0%	-	0.0%	
<b>Totals \$</b>	<b>1,050 \$</b>	<b>2,000 \$</b>	<b>3,060 \$</b>	<b>3,060 \$</b>	<b>3,110 \$</b>	<b>1,060 \$</b>	<b>53.0%</b>	<b>50 \$</b>	<b>1.6%</b>	
<b>UTILITIES</b>										
505010 Propulsion Power	\$ -	\$ -	\$ -	\$ -	\$ -	\$ -	0.0%	\$ -	0.0%	
505011 Gas & Electric	-	-	-	-	-	-	0.0%	-	0.0%	
505021 Water & Garbage	-	-	-	-	-	-	0.0%	-	0.0%	
505031 Telecommunications	-	-	-	-	-	-	0.0%	-	0.0%	
<b>Totals \$</b>	<b>\$ -</b>	<b>\$ -</b>	<b>\$ -</b>	<b>\$ -</b>	<b>\$ -</b>	<b>\$ -</b>	<b>0.0%</b>	<b>\$ -</b>	<b>0.0%</b>	
<b>CASUALTY &amp; LIABILITY</b>										
506011 Insurance - Property	\$ 66,630	\$ 68,485	\$ 70,553	\$ 70,553	\$ 73,711	\$ 2,068	3.0%	\$ 3,158	4.5%	
506015 Insurance - PL/PD	615,624	604,568	622,826	622,826	650,697	18,258	3.0%	27,871	4.5%	
506021 Insurance - Other	37,216	60,557	62,385	62,385	65,176	1,828	3.0%	2,791	4.5%	
506123 Settlement Costs	-	-	-	-	-	-	0.0%	-	0.0%	
506127 Repairs - District Prop	-	-	-	-	-	-	0.0%	-	0.0%	
<b>Totals \$</b>	<b>719,470 \$</b>	<b>733,610 \$</b>	<b>755,764 \$</b>	<b>755,764 \$</b>	<b>789,584 \$</b>	<b>22,154 \$</b>	<b>3.0%</b>	<b>33,820 \$</b>	<b>4.5%</b>	

6B.17

# SANTA CRUZ METROPOLITAN TRANSIT DISTRICT PRELIMINARY FY23 & FY24 OPERATING BUDGET

Finance - 1200

ACCOUNT	June-20	June-21	March-22	March-22		Increase/(Decrease)		March-22	
	BUDGET	BUDGET	BUDGET	FY23	FY24	\$ VAR	%VAR	\$ VAR	% VAR
<b>TAXES</b>									
507051 Fuel Tax	\$ -	\$ -	\$ -	\$ -	\$ -	\$ -	0.0%	\$ -	0.0%
507201 Licenses & Permits	-	-	-	-	-	-	0.0%	-	0.0%
507999 Other Taxes	-	-	-	-	-	-	0.0%	-	0.0%
<b>Totals</b>	<b>\$ -</b>	<b>\$ -</b>	<b>\$ -</b>	<b>\$ -</b>	<b>\$ -</b>	<b>\$ -</b>	<b>0.0%</b>	<b>\$ -</b>	<b>0.0%</b>
<b>MISC EXPENSE</b>									
509011 Dues/Subscriptions	\$ 620	\$ 620	\$ 639	\$ 639	\$ 654	\$ 15	3.1%	\$ 15	2.3%
509081 Advertising - District Promo	-	-	-	-	-	-	0.0%	-	0.0%
509101 Employee Incentive Program	-	-	8,000	8,000	8,000	-	100.0%	-	0.0%
509121 Employee Training	2,300	2,275	20,000	17,725	20,500	500	779.1%	500	2.5%
509122 BOD Travel	-	-	-	-	-	-	0.0%	-	0.0%
509123 Travel	14,000	8,800	15,000	6,200	15,250	250	70.5%	250	1.7%
509125 Local Meeting Expense	-	-	-	-	-	-	0.0%	-	0.0%
509127 Board Director Fees	-	-	-	-	-	-	0.0%	-	0.0%
509150 Contributions	-	-	-	-	-	-	0.0%	-	0.0%
509198 Cash Over/Short	-	-	-	-	-	-	0.0%	-	0.0%
509999 Other Misc Expense	-	-	-	-	-	-	0.0%	-	0.0%
<b>Totals</b>	<b>\$ 16,920</b>	<b>\$ 11,695</b>	<b>\$ 43,639</b>	<b>\$ 31,944</b>	<b>\$ 44,404</b>	<b>\$ 765</b>	<b>273.1%</b>	<b>\$ 765</b>	<b>1.8%</b>
<b>INTEREST EXPENSE &amp; DEBT SERVICE</b>									
511102 Interest Expense - Loan	\$ 174,346	\$ 16,356	\$ 8,120	\$ (8,236)	\$ 893	\$ (7,227)	(50.4%)	\$ (7,227)	(89.0%)
511103 Interest Expense - POB	-	-	1,962,974	1,962,974	1,745,271	(217,703)	100.0%	(217,703)	(11.1%)
524000 Principal - POB	-	-	2,785,000	2,785,000	2,700,000	(85,000)	100.0%	(85,000)	(3.1%)
<b>Totals</b>	<b>\$ 174,346</b>	<b>\$ 16,356</b>	<b>\$ 4,756,094</b>	<b>\$ 4,739,738</b>	<b>\$ 4,446,164</b>	<b>\$ (309,930)</b>	<b>28978.6%</b>	<b>\$ (309,930)</b>	<b>(6.5%)</b>
<b>LEASES &amp; RENTALS</b>									
512011 Facility Lease	\$ -	\$ -	\$ -	\$ -	\$ -	\$ -	0.0%	\$ -	0.0%
512061 Equipment Rental	-	-	618	618	618	-	100.0%	-	0.0%
<b>Totals</b>	<b>\$ -</b>	<b>\$ -</b>	<b>\$ 618</b>	<b>\$ 618</b>	<b>\$ 618</b>	<b>\$ -</b>	<b>100.0%</b>	<b>\$ -</b>	<b>0.0%</b>
<b>PERSONNEL TOTAL</b>	<b>\$ 1,693,969</b>	<b>\$ 1,547,813</b>	<b>\$ 1,616,123</b>	<b>\$ 68,310</b>	<b>\$ 1,680,005</b>	<b>\$ 63,882</b>	<b>4.4%</b>	<b>\$ 63,882</b>	<b>4.0%</b>
<b>NON-PERSONNEL TOTAL</b>	<b>\$ 1,519,559</b>	<b>\$ 1,538,641</b>	<b>\$ 6,136,538</b>	<b>\$ 4,597,897</b>	<b>\$ 5,875,001</b>	<b>\$ (261,537)</b>	<b>298.8%</b>	<b>\$ (261,537)</b>	<b>(4.3%)</b>
<b>TOTAL OPERATING EXPENSES</b>	<b>\$ 3,213,528</b>	<b>\$ 3,086,454</b>	<b>\$ 7,752,661</b>	<b>\$ 4,666,207</b>	<b>\$ 7,555,006</b>	<b>\$ (197,655)</b>	<b>151.2%</b>	<b>\$ (197,655)</b>	<b>(2.5%)</b>

## 6B.18

# SANTA CRUZ METROPOLITAN TRANSIT DISTRICT PRELIMINARY FY23 & FY24 OPERATING BUDGET

Customer Service - 1300

ACCOUNT	June-20		June-21		March-22		March-22		Increase/(Decrease) \$ VAR	Increase/(Decrease) %VAR	Increase/(Decrease) \$ VAR	% VAR
	BUDGET FY21	BUDGET FY21	BUDGET FY22	BUDGET FY22	BUDGET FY23	BUDGET FY23	PLAN FY24	PLAN FY24				
LABOR												
501011 Bus Operator Pay	\$ -	\$ -	\$ -	\$ -	\$ -	\$ -	\$ -	\$ -	\$ -	0.0%	\$ -	0.0%
501013 Bus Operator OT	-	-	-	-	-	-	-	-	-	0.0%	-	0.0%
501021 Other Salaries	811,804	791,328	791,328	794,233	794,233	2,905	808,927	14,694	14,694	0.4%	14,694	1.9%
501023 Other OT	35,000	36,405	36,405	37,505	37,505	1,100	37,503	(2)	(2)	3.0%	(2)	(0.0%)
<b>Totals</b>	<b>\$ 846,804</b>	<b>\$ 827,733</b>	<b>\$ 827,733</b>	<b>\$ 831,738</b>	<b>\$ 831,738</b>	<b>\$ 4,005</b>	<b>\$ 846,430</b>	<b>\$ 14,692</b>	<b>\$ 14,692</b>	<b>0.5%</b>	<b>\$ 14,692</b>	<b>1.8%</b>
FRINGE BENEFITS												
502011 Medicare/Soc. Sec.	\$ 14,880	\$ 14,605	\$ 14,605	\$ 14,691	\$ 14,691	\$ 86	\$ 15,015	\$ 324	\$ 324	0.6%	\$ 324	2.2%
502021 Retirement	132,370	96,703	96,703	94,731	94,731	(1,972)	94,814	83	83	(2.0%)	83	0.1%
Retirement UAL	192,850	240,393	240,393	-	-	(240,393)	-	-	-	(100.0%)	-	0.0%
502031 Medical Ins	400,612	379,146	379,146	404,921	404,921	25,775	427,615	22,694	22,694	6.8%	22,694	5.6%
502041 Dental Ins	21,175	17,190	17,190	20,034	20,034	2,844	20,346	312	312	16.5%	312	1.6%
502045 Vision Ins	4,450	4,230	4,230	4,140	4,140	(90)	4,320	180	180	(2.1%)	180	4.3%
502051 Life Ins/AD&D	1,978	1,859	1,859	1,963	1,963	104	2,027	64	64	5.6%	64	3.3%
502060 State Disability Ins (SDI)	10,541	10,687	10,687	11,044	11,044	357	11,600	556	556	3.3%	556	5.0%
502061 Long Term Disability Ins	7,444	7,578	7,578	7,338	7,338	(240)	7,691	353	353	(3.2%)	353	4.8%
502071 State Unemployment Ins (SUI)	2,016	2,010	2,010	2,130	2,130	120	2,265	135	135	6.0%	135	6.3%
502081 Worker's Comp Ins	50,042	51,228	51,228	56,551	56,551	5,323	58,248	1,697	1,697	10.4%	1,697	3.0%
502101 Holiday Pay	30,067	29,301	29,301	29,403	29,403	102	30,087	684	684	0.3%	684	2.3%
502103 Floating Holiday	5,284	8,488	8,488	8,722	8,722	234	8,969	247	247	2.8%	247	2.8%
502109 Sick Leave	45,101	43,951	43,951	44,106	44,106	155	45,130	1,024	1,024	0.4%	1,024	2.3%
502111 Annual Leave	91,921	90,948	90,948	92,254	92,254	1,306	97,884	5,630	5,630	1.4%	5,630	6.1%
502121 Other Paid Absence	7,047	6,867	6,867	6,893	6,893	26	7,052	159	159	0.4%	159	2.3%
502251 Phys. Exams	-	-	-	-	-	-	-	-	-	0.0%	-	0.0%
502253 Driver Lic Renewal	-	-	-	-	-	-	-	-	-	0.0%	-	0.0%
502999 Other Fringe Benefits	2,382	4,320	4,320	4,335	4,335	15	4,350	15	15	0.3%	15	0.3%
<b>Totals</b>	<b>\$ 1,020,162</b>	<b>\$ 1,009,500</b>	<b>\$ 1,009,500</b>	<b>\$ 803,256</b>	<b>\$ 803,256</b>	<b>\$ (206,244)</b>	<b>\$ 837,413</b>	<b>\$ 34,157</b>	<b>\$ 34,157</b>	<b>(20.4%)</b>	<b>\$ 34,157</b>	<b>4.3%</b>

6B.19

# SANTA CRUZ METROPOLITAN TRANSIT DISTRICT PRELIMINARY FY23 & FY24 OPERATING BUDGET

## Customer Service - 1300

ACCOUNT	June-20	June-21	March-22	March-22		Increase/(Decrease) \$ VAR	%VAR	Increase/(Decrease) \$ VAR	%VAR
	BUDGET FY21	BUDGET FY22	BUDGET FY23	PLAN FY24	PLAN FY24				
<b>SERVICES</b>									
503011	\$ -	\$ -	\$ -	\$ -	\$ -	\$ -	0.0%	\$ -	0.0%
503012	-	-	-	-	-	-	0.0%	-	0.0%
503031	139,364	407,864	372,426	376,150	3,724	(35,438)	(8.7%)	3,724	1.0%
503032	-	-	-	-	-	-	0.0%	-	0.0%
503033	-	-	-	-	-	-	0.0%	-	0.0%
503034	-	-	-	-	-	-	0.0%	-	0.0%
503041	-	-	-	-	-	-	0.0%	-	0.0%
503161	-	-	-	-	-	-	0.0%	-	0.0%
503162	1,300	3,700	3,700	3,700	-	-	0.0%	-	0.0%
503171	-	-	-	-	-	-	0.0%	-	0.0%
503221	-	-	-	-	-	-	0.0%	-	0.0%
503222	-	-	-	-	-	-	0.0%	-	0.0%
503225	50,000	-	-	-	-	-	0.0%	-	0.0%
503351	-	-	-	-	-	-	0.0%	-	0.0%
503352	2,000	1,100	1,100	1,100	-	-	0.0%	-	0.0%
503353	-	-	-	-	-	-	0.0%	-	0.0%
503354	-	-	-	-	-	-	0.0%	-	0.0%
503363	-	-	-	-	-	-	0.0%	-	0.0%
<b>Totals</b>	<b>\$ 192,664</b>	<b>\$ 412,664</b>	<b>\$ 377,226</b>	<b>\$ 380,950</b>	<b>\$ 3,724</b>	<b>\$ (35,438)</b>	<b>(8.6%)</b>	<b>\$ 3,724</b>	<b>1.0%</b>
<b>MOBILE MATERIALS &amp; SUPPLIES</b>									
504011	\$ -	\$ -	\$ -	\$ -	\$ -	\$ -	0.0%	\$ -	0.0%
504012	-	-	-	-	-	-	0.0%	-	0.0%
504021	-	-	-	-	-	-	0.0%	-	0.0%
504161	-	-	-	-	-	-	0.0%	-	0.0%
504191	-	-	-	-	-	-	0.0%	-	0.0%
<b>Totals</b>	<b>\$ -</b>	<b>\$ -</b>	<b>\$ -</b>	<b>\$ -</b>	<b>\$ -</b>	<b>\$ -</b>	<b>0.0%</b>	<b>\$ -</b>	<b>0.0%</b>

6B.20

# SANTA CRUZ METROPOLITAN TRANSIT DISTRICT PRELIMINARY FY23 & FY24 OPERATING BUDGET

Customer Service - 1300

ACCOUNT	June-20	June-21	March-22	March-22		Increase/(Decrease) \$ VAR	%VAR	Increase/(Decrease) \$ VAR	%VAR
	BUDGET FY21	BUDGET FY22	BUDGET FY23	PLAN FY24	PLAN FY24				
<b>OTHER MATERIALS &amp; SUPPLIES</b>									
504205 Freight Out	\$ -	\$ -	\$ -	\$ -	\$ -	\$ -	0.0%	\$ -	0.0%
504211 Postage & Mailing	3,500	2,500	6,500	6,500	6,500	4,000	160.0%	-	0.0%
504214 Promotional Items	25,000	25,000	25,000	25,000	25,000	-	0.0%	-	0.0%
504215 Printing	18,000	29,000	80,510	81,110	81,110	51,510	177.6%	600	0.7%
504217 Photo Supp/Process	2,000	2,000	2,060	2,060	2,060	60	3.0%	-	0.0%
504311 Office Supplies	6,000	5,000	5,000	5,000	5,000	-	0.0%	-	0.0%
504315 Safety Supplies	-	-	-	-	-	-	0.0%	-	0.0%
504316 COVID-19	-	-	-	-	-	-	0.0%	-	0.0%
504317 Cleaning Supplies	-	-	-	-	-	-	0.0%	-	0.0%
504409 Repair/Maint Supplies	-	-	-	-	-	-	0.0%	-	0.0%
504417 Tenant Repairs	-	-	-	-	-	-	0.0%	-	0.0%
504421 Non-Inventory Parts	-	-	-	-	-	-	0.0%	-	0.0%
504511 Small Tools	-	-	-	-	-	-	0.0%	-	0.0%
504515 Employee Tool Replacement	-	-	-	-	-	-	0.0%	-	0.0%
<b>Totals</b>	<b>\$ 54,500</b>	<b>\$ 63,500</b>	<b>\$ 119,070</b>	<b>\$ 119,670</b>	<b>\$ 119,670</b>	<b>\$ 55,570</b>	<b>87.5%</b>	<b>\$ 600</b>	<b>0.5%</b>
<b>UTILITIES</b>									
505010 Propulsion Power	\$ -	\$ -	\$ -	\$ -	\$ -	\$ -	0.0%	\$ -	0.0%
505011 Gas & Electric	-	-	-	-	-	-	0.0%	-	0.0%
505021 Water & Garbage	-	-	-	-	-	-	0.0%	-	0.0%
505031 Telecommunications	-	650	650	650	650	-	0.0%	-	0.0%
<b>Totals</b>	<b>\$ -</b>	<b>\$ 650</b>	<b>\$ 650</b>	<b>\$ 650</b>	<b>\$ 650</b>	<b>\$ -</b>	<b>0.0%</b>	<b>\$ -</b>	<b>0.0%</b>
<b>CASUALTY &amp; LIABILITY</b>									
506011 Insurance - Property	\$ -	\$ -	\$ -	\$ -	\$ -	\$ -	0.0%	\$ -	0.0%
506015 Insurance - PL/PD	-	-	-	-	-	-	0.0%	-	0.0%
506021 Insurance - Other	-	-	-	-	-	-	0.0%	-	0.0%
506123 Settlement Costs	-	-	-	-	-	-	0.0%	-	0.0%
506127 Repairs - District Prop	-	-	-	-	-	-	0.0%	-	0.0%
<b>Totals</b>	<b>\$ -</b>	<b>\$ -</b>	<b>\$ -</b>	<b>\$ -</b>	<b>\$ -</b>	<b>\$ -</b>	<b>0.0%</b>	<b>\$ -</b>	<b>0.0%</b>

6B.21

# SANTA CRUZ METROPOLITAN TRANSIT DISTRICT PRELIMINARY FY23 & FY24 OPERATING BUDGET

Customer Service - 1300

ACCOUNT	June-20	June-21	March-22	March-22		Increase/(Decrease) \$ VAR	%VAR	Increase/(Decrease) \$ VAR	%VAR
	BUDGET FY21	BUDGET FY22	BUDGET FY23	PLAN FY24	PLAN FY24				
<b>TAXES</b>									
507051 Fuel Tax	\$ -	\$ -	\$ -	\$ -	\$ -	\$ -	0.0%	\$ -	0.0%
507201 Licenses & Permits	10,000	8,600	13,200	13,200	13,200	4,600	53.5%	-	0.0%
507999 Other Taxes	-	-	-	-	-	-	0.0%	-	0.0%
<b>Totals</b>	<b>\$ 10,000</b>	<b>\$ 8,600</b>	<b>\$ 13,200</b>	<b>\$ 13,200</b>	<b>\$ 13,200</b>	<b>\$ 4,600</b>	<b>53.5%</b>	<b>\$ -</b>	<b>0.0%</b>
<b>MISC EXPENSE</b>									
509011 Dues/Subscriptions	\$ 1,000	\$ -	\$ -	\$ -	\$ -	\$ -	0.0%	\$ -	0.0%
509081 Advertising - District Promo	15,000	15,000	-	(15,000)	-	(15,000)	(100.0%)	-	0.0%
509101 Employee Incentive Program	200	1,200	1,200	-	1,200	-	0.0%	-	0.0%
509121 Employee Training	16,064	7,068	7,068	-	7,068	-	0.0%	-	0.0%
509122 BOD Travel	-	-	-	-	-	-	0.0%	-	0.0%
509123 Travel	6,700	5,360	5,360	-	5,360	-	0.0%	-	0.0%
509125 Local Meeting Expense	300	300	300	-	300	-	0.0%	-	0.0%
509127 Board Director Fees	-	-	-	-	-	-	0.0%	-	0.0%
509150 Contributions	-	-	-	-	-	-	0.0%	-	0.0%
509198 Cash Over/Short	-	-	-	-	-	-	0.0%	-	0.0%
509999 Other Misc Expense	-	-	-	-	-	-	0.0%	-	0.0%
<b>Totals</b>	<b>\$ 39,264</b>	<b>\$ 28,928</b>	<b>\$ 13,928</b>	<b>\$ (15,000)</b>	<b>\$ 13,928</b>	<b>\$ (15,000)</b>	<b>(51.9%)</b>	<b>\$ -</b>	<b>0.0%</b>
<b>INTEREST EXPENSE &amp; DEBT SERVICE</b>									
511102 Interest Expense - Loan	\$ -	\$ -	\$ -	\$ -	\$ -	\$ -	0.0%	\$ -	0.0%
511103 Interest Expense - POB	\$ -	\$ -	\$ -	\$ -	\$ -	\$ -	0.0%	\$ -	0.0%
524000 Principal - POB	\$ -	\$ -	\$ -	\$ -	\$ -	\$ -	0.0%	\$ -	0.0%
<b>Totals</b>	<b>\$ -</b>	<b>\$ -</b>	<b>\$ -</b>	<b>\$ -</b>	<b>\$ -</b>	<b>\$ -</b>	<b>0.0%</b>	<b>\$ -</b>	<b>0.0%</b>
<b>LEASES &amp; RENTALS</b>									
512011 Facility Lease	\$ -	\$ -	\$ -	\$ -	\$ -	\$ -	0.0%	\$ -	0.0%
512061 Equipment Rental	4,000	4,600	3,982	(618)	3,982	(618)	(13.4%)	-	0.0%
<b>Totals</b>	<b>\$ 4,000</b>	<b>\$ 4,600</b>	<b>\$ 3,982</b>	<b>\$ (618)</b>	<b>\$ 3,982</b>	<b>\$ (618)</b>	<b>(13.4%)</b>	<b>\$ -</b>	<b>0.0%</b>
<b>PERSONNEL TOTAL</b>	<b>\$ 1,866,966</b>	<b>\$ 1,837,233</b>	<b>\$ 1,634,994</b>	<b>\$ (202,239)</b>	<b>\$ 1,683,843</b>	<b>\$ 48,849</b>	<b>3.0%</b>	<b>\$ 48,849</b>	<b>3.0%</b>
<b>NON-PERSONNEL TOTAL</b>	<b>\$ 300,428</b>	<b>\$ 518,942</b>	<b>\$ 528,056</b>	<b>\$ 9,114</b>	<b>\$ 532,380</b>	<b>\$ 4,324</b>	<b>1.8%</b>	<b>\$ 4,324</b>	<b>0.8%</b>
<b>TOTAL OPERATING EXPENSES</b>	<b>\$ 2,167,394</b>	<b>\$ 2,356,175</b>	<b>\$ 2,163,050</b>	<b>\$ (193,125)</b>	<b>\$ 2,216,223</b>	<b>\$ 53,173</b>	<b>2.5%</b>	<b>\$ 53,173</b>	<b>2.5%</b>

6B.22

# SANTA CRUZ METROPOLITAN TRANSIT DISTRICT PRELIMINARY FY23 & FY24 OPERATING BUDGET

HR - 1400

ACCOUNT	June-20		June-21		March-22		March-22		Increase/(Decrease) \$ VAR	%VAR	Increase/(Decrease) \$ VAR	%VAR
	BUDGET FY21	BUDGET FY22	BUDGET FY22	BUDGET FY23	BUDGET FY23	PLAN FY24	PLAN FY24					
LABOR												
501011 Bus Operator Pay	\$ -	\$ -	\$ -	\$ -	\$ -	\$ -	\$ -	\$ -	\$ -	0.0%	\$ -	0.0%
501013 Bus Operator OT	-	-	-	-	-	-	-	-	-	0.0%	-	0.0%
501021 Other Salaries	457,005	474,164	474,164	486,972	486,972	505,561	505,561	12,808	18,589	2.7%	18,589	3.8%
501023 Other OT	5,000	5,179	5,179	5,335	5,335	5,466	5,466	156	131	3.0%	131	2.5%
<b>Totals</b>	<b>\$ 462,005</b>	<b>\$ 479,343</b>	<b>\$ 479,343</b>	<b>\$ 492,307</b>	<b>\$ 492,307</b>	<b>\$ 511,027</b>	<b>\$ 511,027</b>	<b>\$ 12,964</b>	<b>\$ 18,720</b>	<b>2.7%</b>	<b>\$ 18,720</b>	<b>3.8%</b>
FRINGE BENEFITS												
502011 Medicare/Soc. Sec.	\$ 8,083	\$ 8,476	\$ 8,476	\$ 8,685	\$ 8,685	\$ 9,045	\$ 9,045	\$ 209	\$ 360	2.5%	\$ 360	4.1%
502021 Retirement	73,772	57,294	57,294	56,767	56,767	57,393	57,393	(527)	626	(0.9%)	626	1.1%
Retirement UAL	107,479	142,427	142,427	-	-	-	-	(142,427)	-	(100.0%)	-	0.0%
502031 Medical Ins	135,927	126,996	126,996	146,845	146,845	155,075	155,075	19,849	8,230	15.6%	8,230	5.6%
502041 Dental Ins	6,840	6,858	6,858	8,244	8,244	8,364	8,364	1,386	120	20.2%	120	1.5%
502045 Vision Ins	1,669	1,692	1,692	1,656	1,656	1,728	1,728	(36)	72	(2.1%)	72	4.3%
502051 Life Ins/AD&D	910	910	910	910	910	938	938	-	28	0.0%	28	3.1%
502060 State Disability Ins (SDI)	5,512	5,911	5,911	6,186	6,186	6,987	6,987	275	801	4.7%	801	12.9%
502061 Long Term Disability Ins	3,647	3,854	3,854	3,742	3,742	3,856	3,856	(112)	114	(2.9%)	114	3.0%
502071 State Unemployment Ins (SUI)	756	804	804	852	852	906	906	48	54	6.0%	54	6.3%
502081 Worker's Comp Ins	17,662	18,080	18,080	20,835	20,835	21,460	21,460	2,755	625	15.2%	625	3.0%
502101 Holiday Pay	16,998	17,507	17,507	17,936	17,936	18,678	18,678	429	742	2.5%	742	4.1%
502103 Floating Holiday	10,927	11,496	11,496	11,818	11,818	12,409	12,409	322	591	2.8%	591	5.0%
502109 Sick Leave	25,497	26,260	26,260	26,902	26,902	28,016	28,016	642	1,114	2.4%	1,114	4.1%
502111 Annual Leave	38,017	45,883	45,883	45,812	45,812	49,265	49,265	(71)	3,453	(0.2%)	3,453	7.5%
502121 Other Paid Absence	3,984	4,103	4,103	4,203	4,203	4,378	4,378	100	175	2.4%	175	4.2%
502251 Phys. Exams	-	-	-	-	-	-	-	-	-	0.0%	-	0.0%
502253 Driver Lic Renewal	-	-	-	-	-	-	-	-	-	0.0%	-	0.0%
502999 Other Fringe Benefits	4,062	4,068	4,068	4,074	4,074	4,080	4,080	6	6	0.1%	6	0.1%
<b>Totals</b>	<b>\$ 461,741</b>	<b>\$ 482,618</b>	<b>\$ 482,618</b>	<b>\$ 365,467</b>	<b>\$ (117,151)</b>	<b>\$ 382,578</b>	<b>\$ 382,578</b>	<b>\$ (117,151)</b>	<b>\$ 17,111</b>	<b>(24.3%)</b>	<b>\$ 17,111</b>	<b>4.7%</b>

6B.23

**SANTA CRUZ METROPOLITAN TRANSIT DISTRICT  
PRELIMINARY FY23 & FY24 OPERATING BUDGET**

HR - 1400

ACCOUNT	June-20	June-21	March-22	March-22		Increase/(Decrease) \$ VAR	%VAR	Increase/(Decrease) \$ VAR	% VAR
	BUDGET FY21	BUDGET FY22	BUDGET FY23	PLAN FY24					
<b>SERVICES</b>									
503011 Acting/Audit Fees	\$ -	\$ -	\$ -	\$ -	\$ -	\$ -	0.0%	\$ -	0.0%
503012 Admin/Bank Fees	-	-	-	-	-	-	0.0%	-	0.0%
503031 Prof/Technical Fees	80,000	80,000	92,647	94,576	1,929	1,929	15.8%	1,929	2.1%
503032 Legislative Services	-	-	-	-	-	-	0.0%	-	0.0%
503033 Legal Services	-	-	-	-	-	-	0.0%	-	0.0%
503034 Pre-Employment Exams	7,450	8,910	9,179	9,401	222	222	3.0%	222	2.4%
503041 Temp Help	-	-	-	-	-	-	0.0%	-	0.0%
503161 Custodial Services	-	-	-	-	-	-	0.0%	-	0.0%
503162 Uniforms/Laundry	-	-	-	-	-	-	0.0%	-	0.0%
503171 Security Services	-	-	-	-	-	-	0.0%	-	0.0%
503221 Classified/Legal Ads	-	-	-	-	-	-	0.0%	-	0.0%
503222 Legal Ads	14,000	17,400	17,926	18,362	436	436	3.0%	436	2.4%
503225 Graphic Services	-	-	-	-	-	-	0.0%	-	0.0%
503351 Repair - Blg & Impr	-	-	-	-	-	-	0.0%	-	0.0%
503352 Repair - Equipment	-	-	-	-	-	-	0.0%	-	0.0%
503353 Repair - Rev Vehicle	-	-	-	-	-	-	0.0%	-	0.0%
503354 Repair - Non Rev Vehicle	-	-	-	-	-	-	0.0%	-	0.0%
503363 Haz Mat Disposal	-	-	-	-	-	-	0.0%	-	0.0%
<b>Totals</b>	<b>\$ 101,450</b>	<b>\$ 106,310</b>	<b>\$ 119,752</b>	<b>\$ 122,339</b>	<b>\$ 2,587</b>	<b>\$ 2,587</b>	<b>12.6%</b>	<b>\$ 2,587</b>	<b>2.2%</b>
<b>MOBILE MATERIALS &amp; SUPPLIES</b>									
504011 Fuels & Lubricants - Non Rev Veh	\$ -	\$ -	\$ -	\$ -	\$ -	\$ -	0.0%	\$ -	0.0%
504012 Fuels & Lubricants - Rev Veh	-	-	-	-	-	-	0.0%	-	0.0%
504021 Tires & Tubes	-	-	-	-	-	-	0.0%	-	0.0%
504161 Other Mobile Supplies	-	-	-	-	-	-	0.0%	-	0.0%
504191 Rev Vehicle Parts	-	-	-	-	-	-	0.0%	-	0.0%
<b>Totals</b>	<b>\$ -</b>	<b>\$ -</b>	<b>\$ -</b>	<b>\$ -</b>	<b>\$ -</b>	<b>\$ -</b>	<b>0.0%</b>	<b>\$ -</b>	<b>0.0%</b>

**6B.24**

# SANTA CRUZ METROPOLITAN TRANSIT DISTRICT PRELIMINARY FY23 & FY24 OPERATING BUDGET

HR - 1400

ACCOUNT	June-20	June-21	March-22	March-22		Increase/(Decrease) \$ VAR	%VAR	Increase/(Decrease) \$ VAR	%VAR
	BUDGET FY21	BUDGET FY22	BUDGET FY23	PLAN FY24					
<b>OTHER MATERIALS &amp; SUPPLIES</b>									
504205 Freight Out	\$ -	\$ -	\$ -	\$ -	\$ -	\$ -	0.0%	\$ -	0.0%
504211 Postage & Mailing	-	-	-	-	-	-	0.0%	-	0.0%
504214 Promotional Items	-	-	-	-	-	-	0.0%	-	0.0%
504215 Printing	3,000	1,000	1,030	1,055	25	25	3.0%	25	2.4%
504217 Photo Supp/Process	-	-	-	-	-	-	0.0%	-	0.0%
504311 Office Supplies	-	-	-	-	-	-	0.0%	-	0.0%
504315 Safety Supplies	-	-	-	-	-	-	0.0%	-	0.0%
504316 COVID-19	-	-	-	-	-	-	0.0%	-	0.0%
504317 Cleaning Supplies	-	-	-	-	-	-	0.0%	-	0.0%
504409 Repair/Maint Supplies	-	-	-	-	-	-	0.0%	-	0.0%
504417 Tenant Repairs	-	-	-	-	-	-	0.0%	-	0.0%
504421 Non-Inventory Parts	-	-	-	-	-	-	0.0%	-	0.0%
504511 Small Tools	-	-	-	-	-	-	0.0%	-	0.0%
504515 Employee Tool Replacement	-	-	-	-	-	-	0.0%	-	0.0%
<b>Totals</b>	<b>\$ 3,000</b>	<b>\$ 1,000</b>	<b>\$ 1,030</b>	<b>\$ 1,055</b>	<b>\$ 25</b>	<b>\$ 25</b>	<b>3.0%</b>	<b>\$ 25</b>	<b>2.4%</b>
<b>UTILITIES</b>									
505010 Propulsion Power	\$ -	\$ -	\$ -	\$ -	\$ -	\$ -	0.0%	\$ -	0.0%
505011 Gas & Electric	-	-	-	-	-	-	0.0%	-	0.0%
505021 Water & Garbage	-	-	-	-	-	-	0.0%	-	0.0%
505031 Telecommunications	-	-	-	-	-	-	0.0%	-	0.0%
<b>Totals</b>	<b>\$ -</b>	<b>\$ -</b>	<b>\$ -</b>	<b>\$ -</b>	<b>\$ -</b>	<b>\$ -</b>	<b>0.0%</b>	<b>\$ -</b>	<b>0.0%</b>
<b>CASUALTY &amp; LIABILITY</b>									
506011 Insurance - Property	\$ -	\$ -	\$ -	\$ -	\$ -	\$ -	0.0%	\$ -	0.0%
506015 Insurance - PL/PD	-	-	-	-	-	-	0.0%	-	0.0%
506021 Insurance - Other	-	-	-	-	-	-	0.0%	-	0.0%
506123 Settlement Costs	-	-	-	-	-	-	0.0%	-	0.0%
506127 Repairs - District Prop	-	-	-	-	-	-	0.0%	-	0.0%
<b>Totals</b>	<b>\$ -</b>	<b>\$ -</b>	<b>\$ -</b>	<b>\$ -</b>	<b>\$ -</b>	<b>\$ -</b>	<b>0.0%</b>	<b>\$ -</b>	<b>0.0%</b>

6B.25

# SANTA CRUZ METROPOLITAN TRANSIT DISTRICT PRELIMINARY FY23 & FY24 OPERATING BUDGET

HR - 1400

ACCOUNT	June-21	June-21	March-22	March-22		Increase/(Decrease) \$ VAR	%VAR	Increase/(Decrease) \$ VAR	%VAR
	BUDGET FY21	BUDGET FY22	BUDGET FY23	PLAN FY24					
<b>TAXES</b>									
507051 Fuel Tax	\$ -	\$ -	\$ -	\$ -	\$ -	\$ -	0.0%	\$ -	0.0%
507201 Licenses & Permits	-	-	-	-	-	-	0.0%	-	0.0%
507999 Other Taxes	-	-	-	-	-	-	0.0%	-	0.0%
<b>Totals</b>	<b>\$ -</b>	<b>\$ -</b>	<b>\$ -</b>	<b>\$ -</b>	<b>\$ -</b>	<b>\$ -</b>	<b>0.0%</b>	<b>\$ -</b>	<b>0.0%</b>
<b>MISC EXPENSE</b>									
509011 Dues/Subscriptions	\$ 3,435	\$ 3,660	\$ 3,770	\$ 3,862	\$ 92	\$ 92	2.4%	\$ 92	2.4%
509081 Advertising - District Promo	-	-	-	-	-	-	0.0%	-	0.0%
509101 Employee Incentive Program	-	-	3,000	3,000	-	-	100.0%	-	0.0%
509121 Employee Training	28,040	22,432	23,110	23,693	583	583	2.5%	583	2.5%
509122 BOD Travel	-	-	-	-	-	-	0.0%	-	0.0%
509123 Travel	4,000	3,200	5,000	5,000	-	-	56.3%	-	0.0%
509125 Local Meeting Expense	1,000	1,000	1,780	1,805	25	25	78.0%	25	1.4%
509127 Board Director Fees	-	-	-	-	-	-	0.0%	-	0.0%
509150 Contributions	-	-	-	-	-	-	0.0%	-	0.0%
509198 Cash Over/Short	-	-	-	-	-	-	0.0%	-	0.0%
509999 Other Misc Expense	-	-	-	-	-	-	0.0%	-	0.0%
<b>Totals</b>	<b>\$ 36,475</b>	<b>\$ 30,292</b>	<b>\$ 36,660</b>	<b>\$ 37,360</b>	<b>\$ 700</b>	<b>\$ 700</b>	<b>21.0%</b>	<b>\$ 700</b>	<b>1.9%</b>
<b>INTEREST EXPENSE &amp; DEBT SERVICE</b>									
511102 Interest Expense - Loan	\$ -	\$ -	\$ -	\$ -	\$ -	\$ -	0.0%	\$ -	0.0%
511103 Interest Expense - POB	-	-	-	-	-	-	0.0%	-	0.0%
524000 Principal - POB	-	-	-	-	-	-	0.0%	-	0.0%
<b>Totals</b>	<b>\$ -</b>	<b>\$ -</b>	<b>\$ -</b>	<b>\$ -</b>	<b>\$ -</b>	<b>\$ -</b>	<b>0.0%</b>	<b>\$ -</b>	<b>0.0%</b>
<b>LEASES &amp; RENTALS</b>									
512011 Facility Lease	\$ -	\$ -	\$ -	\$ -	\$ -	\$ -	0.0%	\$ -	0.0%
512061 Equipment Rental	-	-	-	-	-	-	0.0%	-	0.0%
<b>Totals</b>	<b>\$ -</b>	<b>\$ -</b>	<b>\$ -</b>	<b>\$ -</b>	<b>\$ -</b>	<b>\$ -</b>	<b>0.0%</b>	<b>\$ -</b>	<b>0.0%</b>
<b>PERSONNEL TOTAL</b>	<b>\$ 923,746</b>	<b>\$ 961,961</b>	<b>\$ 857,774</b>	<b>\$ 893,605</b>	<b>\$ 35,831</b>	<b>\$ 35,831</b>	<b>(10.8%)</b>	<b>\$ 35,831</b>	<b>4.2%</b>
<b>NON-PERSONNEL TOTAL</b>	<b>\$ 140,925</b>	<b>\$ 137,602</b>	<b>\$ 157,442</b>	<b>\$ 160,754</b>	<b>\$ 3,312</b>	<b>\$ 3,312</b>	<b>14.4%</b>	<b>\$ 3,312</b>	<b>2.1%</b>
<b>TOTAL OPERATING EXPENSES</b>	<b>\$ 1,064,670</b>	<b>\$ 1,099,563</b>	<b>\$ 1,015,216</b>	<b>\$ 1,054,359</b>	<b>\$ 39,143</b>	<b>\$ 39,143</b>	<b>(7.7%)</b>	<b>\$ 39,143</b>	<b>3.9%</b>

6B.26

# SANTA CRUZ METROPOLITAN TRANSIT DISTRICT PRELIMINARY FY23 & FY24 OPERATING BUDGET

IT - 1500

ACCOUNT	June-20	June-21	March-22	March-22		Increase/(Decrease) \$ VAR	%VAR	Increase/(Decrease) \$ VAR	%VAR
	BUDGET FY21	BUDGET FY22	BUDGET FY23	PLAN FY24	PLAN FY24				
<b>LABOR</b>									
501011 Bus Operator Pay	\$ -	\$ -	\$ -	\$ -	\$ -	\$ -	0.0%	\$ -	0.0%
501013 Bus Operator OT	-	-	-	-	-	-	0.0%	-	0.0%
501021 Other Salaries	536,560	594,603	584,818	592,170	592,170	(9,785)	(1.6%)	7,352	1.3%
501023 Other OT	1,052	1,012	1,001	1,001	1,001	(11)	(1.1%)	-	0.0%
<b>Totals</b>	<b>\$ 537,612</b>	<b>\$ 595,615</b>	<b>\$ 585,819</b>	<b>\$ 593,171</b>	<b>\$ 593,171</b>	<b>\$ (9,796)</b>	<b>(1.6%)</b>	<b>\$ 7,352</b>	<b>1.3%</b>
<b>FRINGE BENEFITS</b>									
502011 Medicare/Soc. Sec.	\$ -	\$ 10,671	\$ 10,574	\$ 10,701	\$ 10,701	\$ (97)	(0.9%)	\$ 127	1.2%
502021 Retirement	88,708	73,200	70,713	70,022	70,022	(2,487)	(3.4%)	(691)	(1.0%)
Retirement UAL	129,239	181,974	-	-	-	(181,974)	(100.0%)	-	0.0%
502031 Medical Ins	96,459	130,728	143,474	151,506	151,506	12,746	9.7%	8,032	5.6%
502041 Dental Ins	6,143	5,773	6,756	6,864	6,864	983	17.0%	108	1.6%
502045 Vision Ins	1,530	1,644	1,656	1,728	1,728	12	0.7%	72	4.3%
502051 Life Ins/AD&D	955	994	1,005	1,045	1,045	11	1.1%	40	4.0%
502060 State Disability Ins (SDI)	5,977	6,723	6,940	8,267	8,267	217	3.2%	1,327	19.1%
502061 Long Term Disability Ins	4,199	4,338	4,058	4,220	4,220	(280)	(6.5%)	162	4.0%
502071 State Unemployment Ins (SUI)	756	804	852	906	906	48	6.0%	54	6.3%
502081 Worker's Comp Ins	14,718	18,080	20,835	21,460	21,460	2,755	15.2%	625	3.0%
502101 Holiday Pay	20,439	22,051	21,877	22,142	22,142	(174)	(0.8%)	265	1.2%
502103 Floating Holiday	19,297	20,097	18,960	19,173	19,173	(1,137)	(5.7%)	213	1.1%
502109 Sick Leave	30,659	33,078	32,817	33,214	33,214	(261)	(0.8%)	397	1.2%
502111 Annual Leave	52,524	59,954	64,662	65,178	65,178	4,708	7.9%	516	0.8%
502121 Other Paid Absence	4,790	5,167	5,126	5,189	5,189	(41)	(0.8%)	63	1.2%
502251 Phys. Exams	-	-	-	-	-	-	0.0%	-	0.0%
502253 Driver Lic Renewal	-	-	-	-	-	-	0.0%	-	0.0%
502999 Other Fringe Benefits	5,999	6,013	6,024	6,030	6,030	11	0.2%	6	0.1%
<b>Totals</b>	<b>\$ 492,038</b>	<b>\$ 581,289</b>	<b>\$ 416,329</b>	<b>\$ 427,645</b>	<b>\$ 427,645</b>	<b>\$ (164,960)</b>	<b>(28.4%)</b>	<b>\$ 11,316</b>	<b>2.7%</b>

6B.27

**SANTA CRUZ METROPOLITAN TRANSIT DISTRICT  
PRELIMINARY FY23 & FY24 OPERATING BUDGET**

IT - 1500

ACCOUNT	June-20	June-21	March-22	March-22	Increase/(Decrease) \$ VAR	Increase/(Decrease) %VAR	March-22 PLAN FY24	Increase/(Decrease) \$ VAR	Increase/(Decrease) % VAR
	BUDGET FY21	BUDGET FY22	BUDGET FY23	BUDGET FY24					
<b>SERVICES</b>									
503011	\$ -	\$ -	\$ -	\$ -	\$ -	0.0%	-	\$ -	0.0%
503012	-	-	-	-	-	0.0%	-	-	0.0%
503031	6,000	6,000	6,000	6,000	-	0.0%	6,000	-	0.0%
503032	-	-	-	-	-	0.0%	-	-	0.0%
503033	-	-	-	-	-	0.0%	-	-	0.0%
503034	-	-	-	-	-	0.0%	-	-	0.0%
503041	-	-	-	-	-	0.0%	-	-	0.0%
503161	-	-	-	-	-	0.0%	-	-	0.0%
503162	-	-	-	-	-	0.0%	-	-	0.0%
503171	-	-	-	-	-	0.0%	-	-	0.0%
503221	-	-	-	-	-	0.0%	-	-	0.0%
503222	-	-	-	-	-	0.0%	-	-	0.0%
503225	-	-	-	-	-	0.0%	-	-	0.0%
503351	-	-	-	-	-	0.0%	-	-	0.0%
503352	328,500	365,815	431,000	431,000	65,185	17.8%	1,084,603	653,603	151.6%
503353	-	-	-	-	-	0.0%	-	-	0.0%
503354	-	-	-	-	-	0.0%	-	-	0.0%
503363	-	-	-	-	-	0.0%	-	-	0.0%
<b>Totals</b>	<b>\$ 334,500</b>	<b>\$ 371,815</b>	<b>\$ 437,000</b>	<b>\$ 437,000</b>	<b>\$ 65,185</b>	<b>17.5%</b>	<b>\$ 1,090,603</b>	<b>\$ 653,603</b>	<b>149.6%</b>
<b>MOBILE MATERIALS &amp; SUPPLIES</b>									
504011	\$ -	\$ -	\$ -	\$ -	\$ -	0.0%	-	\$ -	0.0%
504012	-	-	-	-	-	0.0%	-	-	0.0%
504021	-	-	-	-	-	0.0%	-	-	0.0%
504161	-	-	-	-	-	0.0%	-	-	0.0%
504191	-	-	-	-	-	0.0%	-	-	0.0%
<b>Totals</b>	<b>\$ -</b>	<b>\$ -</b>	<b>\$ -</b>	<b>\$ -</b>	<b>\$ -</b>	<b>0.0%</b>	<b>\$ -</b>	<b>\$ -</b>	<b>0.0%</b>

**6B.28**

# SANTA CRUZ METROPOLITAN TRANSIT DISTRICT PRELIMINARY FY23 & FY24 OPERATING BUDGET

IT - 1500

ACCOUNT	June-20 BUDGET FY21	June-21 BUDGET FY22	March-22 BUDGET FY23	March-22 PLAN FY24	Increase/(Decrease) \$ VAR	Increase/(Decrease) %VAR	Increase/(Decrease) \$ VAR	Increase/(Decrease) % VAR
<b>OTHER MATERIALS &amp; SUPPLIES</b>								
504205 Freight Out	\$ -	\$ -	\$ -	\$ -	\$ -	0.0%	-	0.0%
504211 Postage & Mailing	-	-	-	-	-	0.0%	-	0.0%
504214 Promotional Items	-	-	-	-	-	0.0%	-	0.0%
504215 Printing	-	-	-	-	-	0.0%	-	0.0%
504217 Photo Supp/Process	-	-	-	-	-	0.0%	-	0.0%
504311 Office Supplies	30,800	30,700	30,700	30,700	-	0.0%	-	0.0%
504315 Safety Supplies	-	-	-	-	-	0.0%	-	0.0%
504316 COVID-19	-	-	-	-	-	0.0%	-	0.0%
504317 Cleaning Supplies	-	-	-	-	-	0.0%	-	0.0%
504409 Repair/Maint Supplies	-	-	-	-	-	0.0%	-	0.0%
504417 Tenant Repairs	-	-	-	-	-	0.0%	-	0.0%
504421 Non-Inventory Parts	-	-	-	-	-	0.0%	-	0.0%
504511 Small Tools	-	-	-	-	-	0.0%	-	0.0%
504515 Employee Tool Replacement	-	-	-	-	-	0.0%	-	0.0%
<b>Totals</b>	<b>\$ 30,800</b>	<b>\$ 30,700</b>	<b>\$ 30,700</b>	<b>\$ 30,700</b>	<b>\$ -</b>	<b>0.0%</b>	<b>\$ -</b>	<b>0.0%</b>
<b>UTILITIES</b>								
505010 Propulsion Power	\$ -	\$ -	\$ -	\$ -	\$ -	0.0%	-	0.0%
505011 Gas & Electric	-	-	-	-	-	0.0%	-	0.0%
505021 Water & Garbage	-	-	-	-	-	0.0%	-	0.0%
505031 Telecommunications	-	-	-	-	-	0.0%	-	0.0%
<b>Totals</b>	<b>\$ -</b>	<b>\$ -</b>	<b>\$ -</b>	<b>\$ -</b>	<b>\$ -</b>	<b>0.0%</b>	<b>\$ -</b>	<b>0.0%</b>
<b>CASUALTY &amp; LIABILITY</b>								
506011 Insurance - Property	\$ -	\$ -	\$ -	\$ -	\$ -	0.0%	-	0.0%
506015 Insurance - PL/PD	-	-	-	-	-	0.0%	-	0.0%
506021 Insurance - Other	-	-	-	-	-	0.0%	-	0.0%
506123 Settlement Costs	-	-	-	-	-	0.0%	-	0.0%
506127 Repairs - District Prop	-	-	-	-	-	0.0%	-	0.0%
<b>Totals</b>	<b>\$ -</b>	<b>\$ -</b>	<b>\$ -</b>	<b>\$ -</b>	<b>\$ -</b>	<b>0.0%</b>	<b>\$ -</b>	<b>0.0%</b>

6B.29

# SANTA CRUZ METROPOLITAN TRANSIT DISTRICT PRELIMINARY FY23 & FY24 OPERATING BUDGET

IT - 1500

ACCOUNT	June-20 BUDGET FY21	June-21 BUDGET FY22	March-22 BUDGET FY23	March-22 PLAN FY24	Increase/(Decrease) \$ VAR	Increase/(Decrease) %VAR	Increase/(Decrease) \$ VAR	Increase/(Decrease) % VAR
<b>TAXES</b>								
507051 Fuel Tax	\$ -	\$ -	\$ -	\$ -	\$ -	0.0%	\$ -	0.0%
507201 Licenses & Permits	-	-	-	-	-	0.0%	-	0.0%
507999 Other Taxes	-	-	-	-	-	0.0%	-	0.0%
<b>Totals</b>	<b>\$ -</b>	<b>\$ -</b>	<b>\$ -</b>	<b>\$ -</b>	<b>\$ -</b>	<b>0.0%</b>	<b>\$ -</b>	<b>0.0%</b>
<b>MISC EXPENSE</b>								
509011 Dues/Subscriptions	\$ -	\$ -	\$ -	\$ -	\$ -	0.0%	\$ -	0.0%
509081 Advertising - District Promo	-	-	-	-	-	0.0%	-	0.0%
509101 Employee Incentive Program	-	-	-	-	-	0.0%	-	0.0%
509121 Employee Training	1,100	880	1,200	1,200	320	36.4%	-	0.0%
509122 BOD Travel	-	-	-	-	-	0.0%	-	0.0%
509123 Travel	2,000	1,600	2,200	2,200	600	37.5%	-	0.0%
509125 Local Meeting Expense	-	-	-	-	-	0.0%	-	0.0%
509127 Board Director Fees	-	-	-	-	-	0.0%	-	0.0%
509150 Contributions	-	-	-	-	-	0.0%	-	0.0%
509198 Cash Over/Short	-	-	-	-	-	0.0%	-	0.0%
509999 Other Misc Expense	-	-	-	-	-	0.0%	-	0.0%
<b>Totals</b>	<b>\$ 3,100</b>	<b>\$ 2,480</b>	<b>\$ 3,400</b>	<b>\$ 3,400</b>	<b>\$ 920</b>	<b>37.1%</b>	<b>\$ -</b>	<b>0.0%</b>
<b>INTEREST EXPENSE &amp; DEBT SERVICE</b>								
511102 Interest Expense - Loan	\$ -	\$ -	\$ -	\$ -	\$ -	0.0%	\$ -	0.0%
511103 Interest Expense - POB	-	-	-	-	-	0.0%	-	0.0%
524000 Principal - POB	-	-	-	-	-	0.0%	-	0.0%
<b>Totals</b>	<b>\$ -</b>	<b>\$ -</b>	<b>\$ -</b>	<b>\$ -</b>	<b>\$ -</b>	<b>0.0%</b>	<b>\$ -</b>	<b>0.0%</b>
<b>LEASES &amp; RENTALS</b>								
512011 Facility Lease	\$ -	\$ -	\$ -	\$ -	\$ -	0.0%	\$ -	0.0%
512061 Equipment Rental	-	-	-	-	-	0.0%	-	0.0%
<b>Totals</b>	<b>\$ -</b>	<b>\$ -</b>	<b>\$ -</b>	<b>\$ -</b>	<b>\$ -</b>	<b>0.0%</b>	<b>\$ -</b>	<b>0.0%</b>
<b>PERSONNEL TOTAL</b>	<b>\$ 1,029,650</b>	<b>\$ 1,176,904</b>	<b>\$ 1,002,148</b>	<b>\$ 1,020,816</b>	<b>\$ (174,756)</b>	<b>(14.8%)</b>	<b>\$ 18,668</b>	<b>1.9%</b>
<b>NON-PERSONNEL TOTAL</b>	<b>\$ 368,400</b>	<b>\$ 404,995</b>	<b>\$ 471,100</b>	<b>\$ 1,124,703</b>	<b>\$ 66,105</b>	<b>16.3%</b>	<b>\$ 653,603</b>	<b>138.7%</b>
<b>TOTAL OPERATING EXPENSES</b>	<b>\$ 1,398,050</b>	<b>\$ 1,581,899</b>	<b>\$ 1,473,248</b>	<b>\$ 2,145,519</b>	<b>\$ (108,651)</b>	<b>(6.9%)</b>	<b>\$ 672,271</b>	<b>45.6%</b>

6B.30

# SANTA CRUZ METROPOLITAN TRANSIT DISTRICT PRELIMINARY FY23 & FY24 OPERATING BUDGET

## Planning Grants - 1600

ACCOUNT	June-20		June-21		March-22		March-22		Increase/(Decrease) \$ VAR	%VAR	Increase/(Decrease) \$ VAR	%VAR
	BUDGET FY21	BUDGET FY21	BUDGET FY22	BUDGET FY22	BUDGET FY23	BUDGET FY23	PLAN FY24	PLAN FY24				
LABOR												
501011 Bus Operator Pay	\$ -	\$ -	\$ -	\$ -	\$ -	\$ -	\$ -	\$ -	\$ -	0.0%	\$ -	0.0%
501013 Bus Operator OT	-	-	-	-	-	-	-	-	-	0.0%	-	0.0%
501021 Other Salaries	448,323	412,963	412,963	416,468	416,468	3,505	422,860	6,392	0.8%	6,392	1.5%	
501023 Other OT	10,118	9,204	9,204	12,000	12,000	2,796	12,240	240	30.4%	240	2.0%	
<b>Totals</b>	<b>\$ 458,441</b>	<b>\$ 422,167</b>	<b>\$ 422,167</b>	<b>\$ 428,468</b>	<b>\$ 428,468</b>	<b>\$ 6,301</b>	<b>\$ 435,100</b>	<b>\$ 6,632</b>	<b>1.5%</b>	<b>\$ 6,632</b>	<b>1.5%</b>	
FRINGE BENEFITS												
502011 Medicare/Soc. Sec.	\$ 8,018	\$ 7,413	\$ 7,413	\$ 7,558	\$ 7,558	\$ 145	\$ 7,732	\$ 174	2.0%	\$ 174	2.3%	
502021 Retirement	72,495	50,005	50,005	49,446	49,446	(559)	49,487	41	(1.1%)	41	0.1%	
Retirement UAL	105,618	124,309	124,309	-	-	(124,309)	-	-	(100.0%)	-	0.0%	
502031 Medical Ins	145,184	129,492	129,492	127,291	127,291	(2,201)	134,424	7,133	(1.7%)	7,133	5.6%	
502041 Dental Ins	7,283	6,750	6,750	6,926	6,926	176	7,032	106	2.6%	106	1.5%	
502045 Vision Ins	1,669	1,410	1,410	1,380	1,380	(30)	1,440	60	(2.1%)	60	4.3%	
502051 Life Ins/AD&D	806	689	689	696	696	7	708	12	1.0%	12	1.7%	
502060 State Disability Ins (SDI)	5,592	5,284	5,284	5,503	5,503	219	5,971	468	4.1%	468	8.5%	
502061 Long Term Disability Ins	3,276	2,892	2,892	2,808	2,808	(84)	2,892	84	(2.9%)	84	3.0%	
502071 State Unemployment Ins (SUI)	756	670	670	710	710	40	755	45	6.0%	45	6.3%	
502081 Worker's Comp Ins	17,662	18,080	18,080	17,858	17,858	(222)	18,394	536	(1.2%)	536	3.0%	
502101 Holiday Pay	16,643	15,223	15,223	15,436	15,436	213	15,786	350	1.4%	350	2.3%	
502103 Floating Holiday	5,674	5,844	5,844	6,136	6,136	292	6,443	307	5.0%	307	5.0%	
502109 Sick Leave	24,964	22,835	22,835	23,154	23,154	319	23,680	526	1.4%	526	2.3%	
502111 Annual Leave	43,355	41,624	41,624	44,417	44,417	2,793	48,436	4,019	6.7%	4,019	9.0%	
502121 Other Paid Absence	3,901	3,568	3,568	3,618	3,618	50	3,700	82	1.4%	82	2.3%	
502251 Phys. Exams	-	-	-	-	-	-	-	-	0.0%	-	0.0%	
502253 Driver Lic Renewal	-	-	-	-	-	-	-	-	0.0%	-	0.0%	
502999 Other Fringe Benefits	6,112	2,090	2,090	2,095	2,095	5	2,100	5	0.2%	5	0.2%	
<b>Totals</b>	<b>\$ 469,007</b>	<b>\$ 438,178</b>	<b>\$ 438,178</b>	<b>\$ 315,032</b>	<b>\$ 315,032</b>	<b>\$ (123,146)</b>	<b>\$ 328,980</b>	<b>\$ 13,948</b>	<b>(28.1%)</b>	<b>\$ 13,948</b>	<b>4.4%</b>	

**SANTA CRUZ METROPOLITAN TRANSIT DISTRICT  
PRELIMINARY FY23 & FY24 OPERATING BUDGET**

Planning Grants - 1600

ACCOUNT	June-20	June-21	March-22	March-22	Increase/(Decrease) \$ VAR	Increase/(Decrease) %VAR	Increase/(Decrease) \$ VAR	Increase/(Decrease) % VAR
	BUDGET FY21	BUDGET FY22	BUDGET FY23	PLAN FY24				
<b>SERVICES</b>								
503011 Accting/Audit Fees	\$ -	\$ -	\$ -	\$ -	\$ -	0.0%	\$ -	0.0%
503012 Admin/Bank Fees	-	-	-	-	-	0.0%	-	0.0%
503031 Prof/Technical Fees	300,000	212,250	201,217	128,682	(11,033)	(5.2%)	(72,535)	(36.0%)
503032 Legislative Services	-	-	-	-	-	0.0%	-	0.0%
503033 Legal Services	-	-	-	-	-	0.0%	-	0.0%
503034 Pre-Employment Exams	-	-	-	-	-	0.0%	-	0.0%
503041 Temp Help	-	-	-	-	-	0.0%	-	0.0%
503161 Custodial Services	-	-	-	-	-	0.0%	-	0.0%
503162 Uniforms/Laundry	-	-	-	-	-	0.0%	-	0.0%
503171 Security Services	-	-	-	-	-	0.0%	-	0.0%
503221 Classified/Legal Ads	-	-	-	-	-	0.0%	-	0.0%
503222 Legal Ads	-	-	-	-	-	0.0%	-	0.0%
503225 Graphic Services	-	-	-	-	-	0.0%	-	0.0%
503351 Repair - Blg & Impr	-	-	-	-	-	0.0%	-	0.0%
503352 Repair - Equipment	-	-	-	-	-	0.0%	-	0.0%
503353 Repair - Rev Vehicle	-	-	-	-	-	0.0%	-	0.0%
503354 Repair - Non Rev Vehicle	-	-	-	-	-	0.0%	-	0.0%
503363 Haz Mat Disposal	-	-	-	-	-	0.0%	-	0.0%
<b>Totals</b>	<b>\$ 300,000</b>	<b>\$ 212,250</b>	<b>\$ 201,217</b>	<b>\$ 128,682</b>	<b>\$ (11,033)</b>	<b>(5.2%)</b>	<b>\$ (72,535)</b>	<b>(36.0%)</b>
<b>MOBILE MATERIALS &amp; SUPPLIES</b>								
504011 Fuels & Lubricants - Non Rev Veh	\$ -	\$ -	\$ -	\$ -	\$ -	0.0%	\$ -	0.0%
504012 Fuels & Lubricants - Rev Veh	-	-	-	-	-	0.0%	-	0.0%
504021 Tires & Tubes	-	-	-	-	-	0.0%	-	0.0%
504161 Other Mobile Supplies	-	-	-	-	-	0.0%	-	0.0%
504191 Rev Vehicle Parts	-	-	-	-	-	0.0%	-	0.0%
<b>Totals</b>	<b>\$ -</b>	<b>\$ -</b>	<b>\$ -</b>	<b>\$ -</b>	<b>\$ -</b>	<b>0.0%</b>	<b>\$ -</b>	<b>0.0%</b>

**6B.32**

# SANTA CRUZ METROPOLITAN TRANSIT DISTRICT PRELIMINARY FY23 & FY24 OPERATING BUDGET

## Planning Grants - 1600

ACCOUNT	June-20	June-21	March-22	March-22		Increase/(Decrease) \$ VAR	%VAR	Increase/(Decrease) \$ VAR	%VAR
	BUDGET FY21	BUDGET FY22	BUDGET FY23	PLAN FY24	PLAN FY24				
<b>OTHER MATERIALS &amp; SUPPLIES</b>									
504205 Freight Out	\$ -	\$ -	\$ -	\$ -	\$ -	\$ -	0.0%	\$ -	0.0%
504211 Postage & Mailing	-	-	-	-	-	-	0.0%	-	0.0%
504214 Promotional Items	-	-	-	-	-	-	0.0%	-	0.0%
504215 Printing	15,000	15,000	15,453	15,828	15,828	453	3.0%	375	2.4%
504217 Photo Supp/Process	-	-	-	-	-	-	0.0%	-	0.0%
504311 Office Supplies	-	-	-	-	-	-	0.0%	-	0.0%
504315 Safety Supplies	-	-	-	-	-	-	0.0%	-	0.0%
504316 COVID-19	-	-	-	-	-	-	0.0%	-	0.0%
504317 Cleaning Supplies	-	-	-	-	-	-	0.0%	-	0.0%
504409 Repair/Maint Supplies	-	-	-	-	-	-	0.0%	-	0.0%
504417 Tenant Repairs	-	-	-	-	-	-	0.0%	-	0.0%
504421 Non-Inventory Parts	-	-	-	-	-	-	0.0%	-	0.0%
504511 Small Tools	-	-	-	-	-	-	0.0%	-	0.0%
504515 Employee Tool Replacement	-	-	-	-	-	-	0.0%	-	0.0%
<b>Totals</b>	<b>\$ 15,000</b>	<b>\$ 15,000</b>	<b>\$ 15,453</b>	<b>\$ 15,828</b>	<b>\$ 15,828</b>	<b>\$ 453</b>	<b>3.0%</b>	<b>\$ 375</b>	<b>2.4%</b>
<b>UTILITIES</b>									
505010 Propulsion Power	\$ -	\$ -	\$ -	\$ -	\$ -	\$ -	0.0%	\$ -	0.0%
505011 Gas & Electric	-	-	-	-	-	-	0.0%	-	0.0%
505021 Water & Garbage	-	-	-	-	-	-	0.0%	-	0.0%
505031 Telecommunications	-	-	-	-	-	-	0.0%	-	0.0%
<b>Totals</b>	<b>\$ -</b>	<b>\$ -</b>	<b>\$ -</b>	<b>\$ -</b>	<b>\$ -</b>	<b>\$ -</b>	<b>0.0%</b>	<b>\$ -</b>	<b>0.0%</b>
<b>CASUALTY &amp; LIABILITY</b>									
506011 Insurance - Property	\$ -	\$ -	\$ -	\$ -	\$ -	\$ -	0.0%	\$ -	0.0%
506015 Insurance - PL/PD	-	-	-	-	-	-	0.0%	-	0.0%
506021 Insurance - Other	-	-	-	-	-	-	0.0%	-	0.0%
506123 Settlement Costs	-	-	-	-	-	-	0.0%	-	0.0%
506127 Repairs - District Prop	-	-	-	-	-	-	0.0%	-	0.0%
<b>Totals</b>	<b>\$ -</b>	<b>\$ -</b>	<b>\$ -</b>	<b>\$ -</b>	<b>\$ -</b>	<b>\$ -</b>	<b>0.0%</b>	<b>\$ -</b>	<b>0.0%</b>

6B.33

# SANTA CRUZ METROPOLITAN TRANSIT DISTRICT PRELIMINARY FY23 & FY24 OPERATING BUDGET

## Planning Grants - 1600

ACCOUNT	June-20	June-21	March-22	March-22		Increase/(Decrease) \$ VAR	%VAR	Increase/(Decrease) \$ VAR	%VAR
	BUDGET FY21	BUDGET FY22	BUDGET FY23	PLAN FY24					
<b>TAXES</b>									
507051 Fuel Tax	\$ -	\$ -	\$ -	\$ -	\$ -	\$ -	0.0%	\$ -	0.0%
507201 Licenses & Permits	-	-	-	-	-	-	0.0%	-	0.0%
507999 Other Taxes	-	-	-	-	-	-	0.0%	-	0.0%
<b>Totals</b>	<b>\$ -</b>	<b>\$ -</b>	<b>\$ -</b>	<b>\$ -</b>	<b>\$ -</b>	<b>\$ -</b>	<b>0.0%</b>	<b>\$ -</b>	<b>0.0%</b>
<b>MISC EXPENSE</b>									
509011 Dues/Subscriptions	\$ -	\$ -	\$ -	\$ -	\$ -	\$ -	0.0%	\$ -	0.0%
509081 Advertising - District Promo	-	-	-	-	-	-	0.0%	-	0.0%
509101 Employee Incentive Program	-	-	-	-	-	-	0.0%	-	0.0%
509121 Employee Training	4,500	6,600	3,799	3,966	(2,801)	167	(42.4%)	167	4.4%
509122 BOD Travel	-	-	-	-	-	-	0.0%	-	0.0%
509123 Travel	6,500	7,954	5,440	5,646	(2,514)	206	(31.6%)	206	3.8%
509125 Local Meeting Expense	-	-	-	-	-	-	0.0%	-	0.0%
509127 Board Director Fees	-	-	-	-	-	-	0.0%	-	0.0%
509150 Contributions	-	-	-	-	-	-	0.0%	-	0.0%
509198 Cash Over/Short	-	-	-	-	-	-	0.0%	-	0.0%
509999 Other Misc Expense	-	-	-	-	-	-	0.0%	-	0.0%
<b>Totals</b>	<b>\$ 11,000</b>	<b>\$ 14,554</b>	<b>\$ 9,239</b>	<b>\$ 9,612</b>	<b>\$ (5,315)</b>	<b>\$ 373</b>	<b>(36.5%)</b>	<b>\$ 373</b>	<b>4.0%</b>
<b>INTEREST EXPENSE &amp; DEBT SERVICE</b>									
511102 Interest Expense - Loan	\$ -	\$ -	\$ -	\$ -	\$ -	\$ -	0.0%	\$ -	0.0%
511103 Interest Expense - POB	-	-	-	-	-	-	0.0%	-	0.0%
524000 Principal - POB	-	-	-	-	-	-	0.0%	-	0.0%
<b>Totals</b>	<b>\$ -</b>	<b>\$ -</b>	<b>\$ -</b>	<b>\$ -</b>	<b>\$ -</b>	<b>\$ -</b>	<b>0.0%</b>	<b>\$ -</b>	<b>0.0%</b>
<b>LEASES &amp; RENTALS</b>									
512011 Facility Lease	\$ -	\$ -	\$ -	\$ -	\$ -	\$ -	0.0%	\$ -	0.0%
512061 Equipment Rental	-	-	-	-	-	-	0.0%	-	0.0%
<b>Totals</b>	<b>\$ -</b>	<b>\$ -</b>	<b>\$ -</b>	<b>\$ -</b>	<b>\$ -</b>	<b>\$ -</b>	<b>0.0%</b>	<b>\$ -</b>	<b>0.0%</b>
<b>PERSONNEL TOTAL</b>	<b>\$ 927,447</b>	<b>\$ 860,345</b>	<b>\$ 743,500</b>	<b>\$ 764,080</b>	<b>\$ (116,845)</b>	<b>\$ 20,580</b>	<b>(13.6%)</b>	<b>\$ 20,580</b>	<b>2.8%</b>
<b>NON-PERSONNEL TOTAL</b>	<b>\$ 326,000</b>	<b>\$ 241,804</b>	<b>\$ 225,909</b>	<b>\$ 154,122</b>	<b>\$ (15,895)</b>	<b>\$ (71,787)</b>	<b>(6.6%)</b>	<b>\$ (71,787)</b>	<b>(31.8%)</b>
<b>TOTAL OPERATING EXPENSES</b>	<b>\$ 1,253,447</b>	<b>\$ 1,102,149</b>	<b>\$ 969,409</b>	<b>\$ 918,202</b>	<b>\$ (132,740)</b>	<b>\$ (51,207)</b>	<b>(12.0%)</b>	<b>\$ (51,207)</b>	<b>(5.3%)</b>

6B.34

# SANTA CRUZ METROPOLITAN TRANSIT DISTRICT PRELIMINARY FY23 & FY24 OPERATING BUDGET

Risk Mgmt - 1800

ACCOUNT	June-20		June-21		March-22		March-22		Increase/(Decrease) \$ VAR	%VAR	Increase/(Decrease) \$ VAR	%VAR
	BUDGET FY21		BUDGET FY22		BUDGET FY23		PLAN FY24					
LABOR												
501011 Bus Operator Pay	\$ -	\$ -	\$ -	\$ -	\$ -	\$ -	\$ -	\$ -		0.0%	\$ -	0.0%
501013 Bus Operator OT	-	-	-	-	-	-	-	-		0.0%	-	0.0%
501021 Other Salaries	174,646	181,474	181,474	181,474	181,474	181,474	186,648	5,174		0.0%	5,174	2.9%
501023 Other OT	250	251	251	259	259	266	266	7		3.2%	7	2.7%
<b>Totals</b>	<b>\$ 174,896</b>	<b>\$ 181,725</b>	<b>\$ 181,725</b>	<b>\$ 181,733</b>	<b>\$ 181,733</b>	<b>\$ 186,914</b>	<b>\$ 5,181</b>	<b>\$ 5,181</b>		<b>0.0%</b>	<b>\$ 5,181</b>	<b>2.9%</b>
FRINGE BENEFITS												
502011 Medicare/Soc. Sec.	\$ -	\$ 3,050	\$ 3,201	\$ 3,201	\$ 3,201	\$ 3,201	\$ 3,291	\$ 90		0.0%	\$ 90	2.8%
502021 Retirement	28,057	21,963	21,963	21,411	21,411	21,411	21,536	125		(2.5%)	125	0.6%
Retirement UAL	40,877	54,599	54,599	-	-	(54,599)	-	-		(100.0%)	-	0.0%
502031 Medical Ins	27,066	9,786	9,786	10,044	10,044	10,044	10,608	564		2.6%	564	5.6%
502041 Dental Ins	2,723	2,286	2,286	2,348	2,348	2,348	2,382	34		2.7%	34	1.4%
502045 Vision Ins	556	564	564	552	552	552	576	24		(2.1%)	24	4.3%
502051 Life Ins/AD&D	338	234	234	336	336	348	348	12		43.6%	12	3.6%
502060 State Disability Ins (SDI)	2,167	2,342	2,342	2,406	2,406	2,542	2,542	136		2.7%	136	5.7%
502061 Long Term Disability Ins	1,371	1,440	1,440	1,398	1,398	1,446	1,446	48		(2.9%)	48	3.4%
502071 State Unemployment Ins (SUI)	252	268	268	284	284	302	302	18		6.0%	18	6.3%
502081 Worker's Comp Ins	5,883	6,027	6,027	5,953	5,953	6,131	6,131	178		(1.2%)	178	3.0%
502101 Holiday Pay	6,465	6,643	6,643	6,643	6,643	6,826	6,826	183		0.0%	183	2.8%
502103 Floating Holiday	4,900	5,047	5,047	5,047	5,047	5,298	5,298	251		0.0%	251	5.0%
502109 Sick Leave	9,697	9,966	9,966	9,966	9,966	10,240	10,240	274		0.0%	274	2.7%
502111 Annual Leave	12,878	15,826	15,826	15,826	15,826	16,077	16,077	251		0.0%	251	1.6%
502121 Other Paid Absence	1,515	1,557	1,557	1,557	1,557	1,600	1,600	43		0.0%	43	2.8%
502251 Phys. Exams	-	-	-	-	-	-	-	-		0.0%	-	0.0%
502253 Driver Lic Renewal	-	-	-	-	-	-	-	-		0.0%	-	0.0%
502999 Other Fringe Benefits	6,004	6,006	6,006	6,008	6,008	2,010	2,010	(3,998)		0.0%	(3,998)	(66.5%)
<b>Totals</b>	<b>\$ 153,799</b>	<b>\$ 147,755</b>	<b>\$ 147,755</b>	<b>\$ 92,980</b>	<b>\$ 92,980</b>	<b>\$ (54,775)</b>	<b>\$ 91,213</b>	<b>\$ (1,767)</b>		<b>(37.1%)</b>	<b>\$ (1,767)</b>	<b>(1.9%)</b>

6B.35

# SANTA CRUZ METROPOLITAN TRANSIT DISTRICT PRELIMINARY FY23 & FY24 OPERATING BUDGET

Risk Mgmt - 1800

ACCOUNT	June-20	June-21	March-22	March-22		Increase/(Decrease) \$ VAR	Increase/(Decrease) %VAR	Increase/(Decrease) \$ VAR	% VAR
	BUDGET FY21	BUDGET FY22	BUDGET FY23	PLAN FY24	PLAN FY24				
<b>SERVICES</b>									
503011	\$ -	\$ -	\$ -	\$ -	\$ -	\$ -	0.0%	\$ -	0.0%
503012	-	-	-	-	-	-	0.0%	-	0.0%
503031	30,200	30,200	15,659	16,040	381	(14,541)	(48.1%)	381	2.4%
503032	-	-	-	-	-	-	0.0%	-	0.0%
503033	-	-	-	-	-	-	0.0%	-	0.0%
503034	-	-	-	-	-	-	0.0%	-	0.0%
503041	-	-	-	-	-	-	0.0%	-	0.0%
503161	-	-	-	-	-	-	0.0%	-	0.0%
503162	-	-	-	-	-	-	0.0%	-	0.0%
503171	593,789	593,789	611,722	626,610	14,888	17,933	3.0%	14,888	2.4%
503221	-	-	-	-	-	-	0.0%	-	0.0%
503222	-	-	-	-	-	-	0.0%	-	0.0%
503225	-	-	-	-	-	-	0.0%	-	0.0%
503351	-	-	-	-	-	-	0.0%	-	0.0%
503352	-	-	-	-	-	-	0.0%	-	0.0%
503353	-	-	-	-	-	-	0.0%	-	0.0%
503354	-	-	-	-	-	-	0.0%	-	0.0%
503363	-	-	-	-	-	-	0.0%	-	0.0%
<b>Totals</b>	<b>\$ 623,989</b>	<b>\$ 623,989</b>	<b>\$ 627,381</b>	<b>\$ 642,650</b>	<b>\$ 15,269</b>	<b>\$ 3,392</b>	<b>0.5%</b>	<b>\$ 15,269</b>	<b>2.4%</b>
<b>MOBILE MATERIALS &amp; SUPPLIES</b>									
504011	\$ -	\$ -	\$ -	\$ -	\$ -	\$ -	0.0%	\$ -	0.0%
504012	-	-	-	-	-	-	0.0%	-	0.0%
504021	-	-	-	-	-	-	0.0%	-	0.0%
504161	-	-	-	-	-	-	0.0%	-	0.0%
504191	-	-	-	-	-	-	0.0%	-	0.0%
<b>Totals</b>	<b>\$ -</b>	<b>\$ -</b>	<b>\$ -</b>	<b>\$ -</b>	<b>\$ -</b>	<b>\$ -</b>	<b>0.0%</b>	<b>\$ -</b>	<b>0.0%</b>

6B.36

# SANTA CRUZ METROPOLITAN TRANSIT DISTRICT PRELIMINARY FY23 & FY24 OPERATING BUDGET

Risk Mgmt - 1800

ACCOUNT	June-20	June-21	March-22	March-22		March-22	
	BUDGET FY21	BUDGET FY22	BUDGET FY23	BUDGET FY23	PLAN FY24	Increase/(Decrease) \$ VAR	Increase/(Decrease) % VAR
<b>OTHER MATERIALS &amp; SUPPLIES</b>							
504205 Freight Out	\$ -	\$ -	\$ -	\$ -	\$ -	\$ -	0.0%
504211 Postage & Mailing	-	-	-	-	-	-	0.0%
504214 Promotional Items	-	-	-	-	-	-	0.0%
504215 Printing	5,000	3,000	3,091	91	3,166	75	2.4%
504217 Photo Supp/Process	-	-	-	-	-	-	0.0%
504311 Office Supplies	-	-	-	-	-	-	0.0%
504315 Safety Supplies	3,500	2,700	2,782	82	2,850	68	2.4%
504316 COVID-19	-	-	-	-	-	-	0.0%
504317 Cleaning Supplies	-	-	-	-	-	-	0.0%
504409 Repair/Maint Supplies	-	-	-	-	-	-	0.0%
504417 Tenant Repairs	-	-	-	-	-	-	0.0%
504421 Non-Inventory Parts	-	-	-	-	-	-	0.0%
504511 Small Tools	-	-	-	-	-	-	0.0%
504515 Employee Tool Replacement	-	-	-	-	-	-	0.0%
<b>Totals \$</b>	<b>8,500</b>	<b>5,700</b>	<b>5,873</b>	<b>173</b>	<b>6,016</b>	<b>143</b>	<b>2.4%</b>
<b>UTILITIES</b>							
505010 Propulsion Power	\$ -	\$ -	\$ -	\$ -	\$ -	\$ -	0.0%
505011 Gas & Electric	-	-	-	-	-	-	0.0%
505021 Water & Garbage	-	-	-	-	-	-	0.0%
505031 Telecommunications	-	-	-	-	-	-	0.0%
<b>Totals \$</b>	<b>-</b>	<b>-</b>	<b>-</b>	<b>-</b>	<b>-</b>	<b>-</b>	<b>0.0%</b>
<b>CASUALTY &amp; LIABILITY</b>							
506011 Insurance - Property	\$ -	\$ -	\$ -	\$ -	\$ -	\$ -	0.0%
506015 Insurance - PL/PD	-	-	-	-	-	-	0.0%
506021 Insurance - Other	-	-	-	-	-	-	0.0%
506123 Settlement Costs	150,000	150,000	154,530	4,530	158,291	3,761	2.4%
506127 Repairs - District Prop	-	-	-	-	-	-	0.0%
<b>Totals \$</b>	<b>150,000</b>	<b>150,000</b>	<b>154,530</b>	<b>4,530</b>	<b>158,291</b>	<b>3,761</b>	<b>2.4%</b>

6B.37

# SANTA CRUZ METROPOLITAN TRANSIT DISTRICT PRELIMINARY FY23 & FY24 OPERATING BUDGET

Risk Mgmt - 1800

ACCOUNT	June-20	June-21	March-22	March-22		Increase/(Decrease) \$ VAR	%VAR	Increase/(Decrease) \$ VAR	%VAR
	BUDGET FY21	BUDGET FY22	BUDGET FY23	PLAN FY24					
<b>TAXES</b>									
507051 Fuel Tax	\$ -	\$ -	\$ -	\$ -	\$ -	\$ -	0.0%	\$ -	0.0%
507201 Licenses & Permits	-	-	-	-	-	-	0.0%	-	0.0%
507999 Other Taxes	-	-	-	-	-	-	0.0%	-	0.0%
<b>Totals</b>	<b>\$ -</b>	<b>\$ -</b>	<b>\$ -</b>	<b>\$ -</b>	<b>\$ -</b>	<b>\$ -</b>	<b>0.0%</b>	<b>\$ -</b>	<b>0.0%</b>
<b>MISC EXPENSE</b>									
509011 Dues/Subscriptions	\$ 400	\$ 400	\$ 412	\$ 422	\$ 10	\$ 10	3.0%	\$ 10	2.4%
509081 Advertising - District Promo	-	-	-	-	-	-	0.0%	-	0.0%
509101 Employee Incentive Program	3,000	3,000	5,933	6,084	151	151	97.8%	151	2.5%
509121 Employee Training	7,200	5,760	3,091	3,166	75	75	(46.3%)	75	2.4%
509122 BOD Travel	-	-	-	-	-	-	0.0%	-	0.0%
509123 Travel	8,920	6,896	7,105	7,280	175	175	3.0%	175	2.5%
509125 Local Meeting Expense	-	-	-	-	-	-	0.0%	-	0.0%
509127 Board Director Fees	-	-	-	-	-	-	0.0%	-	0.0%
509150 Contributions	-	-	-	-	-	-	0.0%	-	0.0%
509198 Cash Over/Short	-	-	-	-	-	-	0.0%	-	0.0%
509999 Other Misc Expense	-	-	-	-	-	-	0.0%	-	0.0%
<b>Totals</b>	<b>\$ 19,520</b>	<b>\$ 16,056</b>	<b>\$ 16,541</b>	<b>\$ 16,952</b>	<b>\$ 411</b>	<b>\$ 411</b>	<b>3.0%</b>	<b>\$ 411</b>	<b>2.5%</b>
<b>INTEREST EXPENSE &amp; DEBT SERVICE</b>									
511102 Interest Expense - Loan	\$ -	\$ -	\$ -	\$ -	\$ -	\$ -	0.0%	\$ -	0.0%
511103 Interest Expense - POB	-	-	-	-	-	-	0.0%	-	0.0%
524000 Principal - POB	-	-	-	-	-	-	0.0%	-	0.0%
<b>Totals</b>	<b>\$ -</b>	<b>\$ -</b>	<b>\$ -</b>	<b>\$ -</b>	<b>\$ -</b>	<b>\$ -</b>	<b>0.0%</b>	<b>\$ -</b>	<b>0.0%</b>
<b>LEASES &amp; RENTALS</b>									
512011 Facility Lease	\$ -	\$ -	\$ -	\$ -	\$ -	\$ -	0.0%	\$ -	0.0%
512061 Equipment Rental	-	-	-	-	-	-	0.0%	-	0.0%
<b>Totals</b>	<b>\$ -</b>	<b>\$ -</b>	<b>\$ -</b>	<b>\$ -</b>	<b>\$ -</b>	<b>\$ -</b>	<b>0.0%</b>	<b>\$ -</b>	<b>0.0%</b>
<b>PERSONNEL TOTAL</b>	<b>\$ 328,695</b>	<b>\$ 329,480</b>	<b>\$ 274,713</b>	<b>\$ 278,127</b>	<b>\$ 3,414</b>	<b>\$ 3,414</b>	<b>(16.6%)</b>	<b>\$ 3,414</b>	<b>1.2%</b>
<b>NON-PERSONNEL TOTAL</b>	<b>\$ 802,009</b>	<b>\$ 795,745</b>	<b>\$ 804,325</b>	<b>\$ 823,909</b>	<b>\$ 19,584</b>	<b>\$ 19,584</b>	<b>1.1%</b>	<b>\$ 19,584</b>	<b>2.4%</b>
<b>TOTAL OPERATING EXPENSES</b>	<b>\$ 1,130,704</b>	<b>\$ 1,125,225</b>	<b>\$ 1,079,038</b>	<b>\$ 1,102,036</b>	<b>\$ 22,998</b>	<b>\$ 22,998</b>	<b>(4.1%)</b>	<b>\$ 22,998</b>	<b>2.1%</b>

6B.38

# SANTA CRUZ METROPOLITAN TRANSIT DISTRICT PRELIMINARY FY23 & FY24 OPERATING BUDGET

Purchasing - 1900

ACCOUNT	June-20	June-21	March-22	March-22		Increase/(Decrease) \$ VAR	%VAR	Increase/(Decrease) \$ VAR	%VAR
	BUDGET FY21	BUDGET FY22	BUDGET FY23	PLAN FY24	PLAN FY24				
LABOR									
501011 Bus Operator Pay	\$ -	\$ -	\$ -	\$ -	\$ -	\$ -	0.0%	\$ -	0.0%
501013 Bus Operator OT	-	-	-	-	-	-	0.0%	-	0.0%
501021 Other Salaries	413,073	420,376	516,064	533,709	533,709	17,645	22.8%	17,645	3.4%
501023 Other OT	1,812	1,866	1,920	1,968	1,968	48	2.9%	48	2.5%
<b>Totals</b>	<b>\$ 414,886</b>	<b>\$ 422,242</b>	<b>\$ 517,984</b>	<b>\$ 535,677</b>	<b>\$ 535,677</b>	<b>\$ 17,693</b>	<b>22.7%</b>	<b>\$ 17,693</b>	<b>3.4%</b>
FRINGE BENEFITS									
502011 Medicare/Soc. Sec.	\$ 7,379	\$ 7,552	\$ 9,201	\$ 9,546	\$ 9,546	\$ 345	21.8%	\$ 345	3.7%
502021 Retirement	67,720	51,687	61,435	62,346	62,346	911	18.9%	911	1.5%
Retirement UAL	98,661	128,487	-	-	-	-	(100.0%)	-	0.0%
502031 Medical Ins	205,194	144,582	182,501	192,730	192,730	10,229	26.2%	10,229	5.6%
502041 Dental Ins	6,398	7,146	9,678	9,828	9,828	150	35.4%	150	1.5%
502045 Vision Ins	1,947	1,974	2,484	2,592	2,592	108	25.8%	108	4.3%
502051 Life Ins/AD&D	924	923	1,080	1,080	1,080	-	17.0%	-	0.0%
502060 State Disability Ins (SDI)	5,242	5,526	6,918	7,373	7,373	455	25.2%	455	6.6%
502061 Long Term Disability Ins	3,500	3,626	4,407	4,632	4,632	225	21.5%	225	5.1%
502071 State Unemployment Ins (SUI)	882	938	1,278	1,359	1,359	81	36.2%	81	6.3%
502081 Worker's Comp Ins	26,493	24,107	32,740	33,722	33,722	982	35.8%	982	3.0%
502101 Holiday Pay	15,603	15,843	19,314	20,033	20,033	719	21.9%	719	3.7%
502103 Floating Holiday	4,097	4,432	4,220	4,432	4,432	212	(4.8%)	212	5.0%
502109 Sick Leave	23,405	23,766	28,972	30,051	30,051	1,079	21.9%	1,079	3.7%
502111 Annual Leave	47,268	50,803	59,607	63,356	63,356	3,749	17.3%	3,749	6.3%
502121 Other Paid Absence	3,657	3,713	4,525	4,695	4,695	170	21.9%	170	3.8%
502251 Phys. Exams	-	-	-	-	-	-	0.0%	-	0.0%
502253 Driver Lic Renewal	-	-	-	-	-	-	0.0%	-	0.0%
502999 Other Fringe Benefits	2,139	2,146	2,211	2,220	2,220	9	3.0%	9	0.4%
<b>Totals</b>	<b>\$ 520,510</b>	<b>\$ 477,252</b>	<b>\$ 430,571</b>	<b>\$ 449,995</b>	<b>\$ 449,995</b>	<b>\$ 19,424</b>	<b>(9.8%)</b>	<b>\$ 19,424</b>	<b>4.5%</b>

6B.39

**SANTA CRUZ METROPOLITAN TRANSIT DISTRICT  
PRELIMINARY FY23 & FY24 OPERATING BUDGET**

Purchasing - 1900

ACCOUNT	June-20	June-21	March-22	March-22	Increase/(Decrease)	Increase/(Decrease)	Increase/(Decrease)
	BUDGET FY21	BUDGET FY22	BUDGET FY23	PLAN FY24	\$ VAR %VAR	\$ VAR %VAR	\$ VAR % VAR
<b>SERVICES</b>							
503011 Acting/Audit Fees	\$ -	\$ -	\$ -	\$ -	0.0%	\$ -	0.0%
503012 Admin/Bank Fees	-	-	-	-	0.0%	-	0.0%
503031 Prof/Technical Fees	-	-	-	-	0.0%	-	0.0%
503032 Legislative Services	-	-	-	-	0.0%	-	0.0%
503033 Legal Services	-	-	-	-	0.0%	-	0.0%
503034 Pre-Employment Exams	-	-	-	-	0.0%	-	0.0%
503041 Temp Help	-	-	-	-	0.0%	-	0.0%
503161 Custodial Services	-	-	-	-	0.0%	-	0.0%
503162 Uniforms/Laundry	2,000	2,000	2,100	2,200	5.0%	100	4.8%
503171 Security Services	-	-	-	-	0.0%	-	0.0%
503221 Classified/Legal Ads	1,200	1,200	1,236	1,266	3.0%	36	2.4%
503222 Legal Ads	-	-	-	-	0.0%	-	0.0%
503225 Graphic Services	-	-	-	-	0.0%	-	0.0%
503351 Repair - Blg & Impr	-	-	-	-	0.0%	-	0.0%
503352 Repair - Equipment	-	-	-	-	0.0%	-	0.0%
503353 Repair - Rev Vehicle	-	-	-	-	0.0%	-	0.0%
503354 Repair - Non Rev Vehicle	-	-	-	-	0.0%	-	0.0%
503363 Haz Mat Disposal	-	-	-	-	0.0%	-	0.0%
<b>Totals \$</b>	<b>3,200</b>	<b>3,200</b>	<b>3,336</b>	<b>3,466</b>	<b>4.3%</b>	<b>136</b>	<b>3.9%</b>
<b>MOBILE MATERIALS &amp; SUPPLIES</b>							
504011 Fuels & Lubricants - Non Rev Veh	\$ -	\$ -	\$ -	\$ -	0.0%	\$ -	0.0%
504012 Fuels & Lubricants - Rev Veh	-	-	-	-	0.0%	-	0.0%
504021 Tires & Tubes	-	-	-	-	0.0%	-	0.0%
504161 Other Mobile Supplies	-	-	-	-	0.0%	-	0.0%
504191 Rev Vehicle Parts	-	-	-	-	0.0%	-	0.0%
<b>Totals \$</b>	<b>-</b>	<b>-</b>	<b>-</b>	<b>-</b>	<b>0.0%</b>	<b>-</b>	<b>0.0%</b>

**6B.40**

# SANTA CRUZ METROPOLITAN TRANSIT DISTRICT PRELIMINARY FY23 & FY24 OPERATING BUDGET

Purchasing - 1900

ACCOUNT	June-20	June-21	March-22	March-22		Increase/(Decrease) \$ VAR	%VAR	Increase/(Decrease) \$ VAR	%VAR
	BUDGET FY21	BUDGET FY22	BUDGET FY23	PLAN FY24					
<b>OTHER MATERIALS &amp; SUPPLIES</b>									
504205 Freight Out	\$ -	\$ -	\$ -	\$ -	\$ -	\$ -	0.0%	\$ -	0.0%
504211 Postage & Mailing	100	100	103	105	2	2	1.9%		
504214 Promotional Items	-	-	-	-	-	-	0.0%	-	0.0%
504215 Printing	200	200	206	211	5	5	2.4%		
504217 Photo Supp/Process	-	-	-	-	-	-	0.0%	-	0.0%
504311 Office Supplies	1,500	1,500	1,545	1,582	37	37	2.4%		
504315 Safety Supplies	-	-	-	-	-	-	0.0%	-	0.0%
504316 COVID-19	-	-	-	-	-	-	0.0%	-	0.0%
504317 Cleaning Supplies	-	-	-	-	-	-	0.0%	-	0.0%
504409 Repair/Maint Supplies	-	-	-	-	-	-	0.0%	-	0.0%
504417 Tenant Repairs	-	-	-	-	-	-	0.0%	-	0.0%
504421 Non-Inventory Parts	-	-	-	-	-	-	0.0%	-	0.0%
504511 Small Tools	-	-	-	-	-	-	0.0%	-	0.0%
504515 Employee Tool Replacement	-	-	-	-	-	-	0.0%	-	0.0%
<b>Totals \$</b>	<b>1,800</b>	<b>1,800</b>	<b>1,854</b>	<b>1,898</b>	<b>44</b>	<b>44</b>	<b>3.0%</b>	<b>\$</b>	<b>2.4%</b>
<b>UTILITIES</b>									
505010 Propulsion Power	\$ -	\$ -	\$ -	\$ -	\$ -	\$ -	0.0%	\$ -	0.0%
505011 Gas & Electric	-	-	-	-	-	-	0.0%	-	0.0%
505021 Water & Garbage	-	-	-	-	-	-	0.0%	-	0.0%
505031 Telecommunications	-	-	-	-	-	-	0.0%	-	0.0%
<b>Totals \$</b>	<b>-</b>	<b>-</b>	<b>-</b>	<b>-</b>	<b>-</b>	<b>-</b>	<b>0.0%</b>	<b>\$</b>	<b>0.0%</b>
<b>CASUALTY &amp; LIABILITY</b>									
506011 Insurance - Property	\$ -	\$ -	\$ -	\$ -	\$ -	\$ -	0.0%	\$ -	0.0%
506015 Insurance - PL/PD	-	-	-	-	-	-	0.0%	-	0.0%
506021 Insurance - Other	-	-	-	-	-	-	0.0%	-	0.0%
506123 Settlement Costs	-	-	-	-	-	-	0.0%	-	0.0%
506127 Repairs - District Prop	-	-	-	-	-	-	0.0%	-	0.0%
<b>Totals \$</b>	<b>-</b>	<b>-</b>	<b>-</b>	<b>-</b>	<b>-</b>	<b>-</b>	<b>0.0%</b>	<b>\$</b>	<b>0.0%</b>

6B.41

# SANTA CRUZ METROPOLITAN TRANSIT DISTRICT PRELIMINARY FY23 & FY24 OPERATING BUDGET

Purchasing - 1900

ACCOUNT	June-20	June-21	March-22	March-22		Increase/(Decrease) \$ VAR	%VAR	Increase/(Decrease) \$ VAR	%VAR
	BUDGET FY21	BUDGET FY22	BUDGET FY23	PLAN FY24					
<b>TAXES</b>									
507051 Fuel Tax	\$ -	\$ -	\$ -	\$ -	\$ -	\$ -	0.0%	\$ -	0.0%
507201 Licenses & Permits	-	-	-	-	-	-	0.0%	-	0.0%
507999 Other Taxes	-	-	-	-	-	-	0.0%	-	0.0%
<b>Totals</b>	<b>\$ -</b>	<b>\$ -</b>	<b>\$ -</b>	<b>\$ -</b>	<b>\$ -</b>	<b>\$ -</b>	<b>0.0%</b>	<b>\$ -</b>	<b>0.0%</b>
<b>MISC EXPENSE</b>									
509011 Dues/Subscriptions	\$ 500	\$ 330	\$ 340	\$ 348	\$ 8	\$ 8	3.0%	\$ 8	2.4%
509081 Advertising - District Promo	-	-	-	-	-	-	0.0%	-	0.0%
509101 Employee Incentive Program	-	-	-	-	-	-	0.0%	-	0.0%
509121 Employee Training	2,500	2,000	2,060	2,117	57	57	3.0%	57	2.8%
509122 BOD Travel	-	-	-	-	-	-	0.0%	-	0.0%
509123 Travel	6,530	5,224	5,381	5,515	134	134	3.0%	134	2.5%
509125 Local Meeting Expense	250	250	258	265	7	7	3.2%	7	2.7%
509127 Board Director Fees	-	-	-	-	-	-	0.0%	-	0.0%
509150 Contributions	-	-	-	-	-	-	0.0%	-	0.0%
509198 Cash Over/Short	-	-	-	-	-	-	0.0%	-	0.0%
509999 Other Misc Expense	-	-	-	-	-	-	0.0%	-	0.0%
<b>Totals</b>	<b>\$ 9,780</b>	<b>\$ 7,804</b>	<b>\$ 8,039</b>	<b>\$ 8,245</b>	<b>\$ 206</b>	<b>\$ 206</b>	<b>3.0%</b>	<b>\$ 206</b>	<b>2.6%</b>
<b>INTEREST EXPENSE &amp; DEBT SERVICE</b>									
511102 Interest Expense - Loan	\$ -	\$ -	\$ -	\$ -	\$ -	\$ -	0.0%	\$ -	0.0%
511103 Interest Expense - POB	-	-	-	-	-	-	0.0%	-	0.0%
524000 Principal - POB	-	-	-	-	-	-	0.0%	-	0.0%
<b>Totals</b>	<b>\$ -</b>	<b>\$ -</b>	<b>\$ -</b>	<b>\$ -</b>	<b>\$ -</b>	<b>\$ -</b>	<b>0.0%</b>	<b>\$ -</b>	<b>0.0%</b>
<b>LEASES &amp; RENTALS</b>									
512011 Facility Lease	\$ -	\$ -	\$ -	\$ -	\$ -	\$ -	0.0%	\$ -	0.0%
512061 Equipment Rental	-	-	-	-	-	-	0.0%	-	0.0%
<b>Totals</b>	<b>\$ -</b>	<b>\$ -</b>	<b>\$ -</b>	<b>\$ -</b>	<b>\$ -</b>	<b>\$ -</b>	<b>0.0%</b>	<b>\$ -</b>	<b>0.0%</b>
<b>PERSONNEL TOTAL</b>	<b>\$ 935,395</b>	<b>\$ 899,494</b>	<b>\$ 948,555</b>	<b>\$ 985,672</b>	<b>\$ 37,117</b>	<b>\$ 37,117</b>	<b>5.5%</b>	<b>\$ 37,117</b>	<b>3.9%</b>
<b>NON-PERSONNEL TOTAL</b>	<b>\$ 14,780</b>	<b>\$ 12,804</b>	<b>\$ 13,229</b>	<b>\$ 13,609</b>	<b>\$ 380</b>	<b>\$ 380</b>	<b>3.3%</b>	<b>\$ 380</b>	<b>2.9%</b>
<b>TOTAL OPERATING EXPENSES</b>	<b>\$ 950,175</b>	<b>\$ 912,298</b>	<b>\$ 961,784</b>	<b>\$ 999,281</b>	<b>\$ 37,497</b>	<b>\$ 37,497</b>	<b>5.4%</b>	<b>\$ 37,497</b>	<b>3.9%</b>

6B.42

# SANTA CRUZ METROPOLITAN TRANSIT DISTRICT PRELIMINARY FY23 & FY24 OPERATING BUDGET

## Facilities Maint - 2200

ACCOUNT	June-20		June-21		March-22		March-22		Increase/(Decrease) \$ VAR	Increase/(Decrease) %VAR	Increase/(Decrease) \$ VAR	% VAR
	BUDGET FY21	BUDGET FY21	BUDGET FY22	BUDGET FY22	BUDGET FY23	BUDGET FY23	PLAN FY24	PLAN FY24				
LABOR												
501011 Bus Operator Pay	\$ -	\$ -	\$ -	\$ -	\$ -	\$ -	\$ -	\$ -	\$ -	0.0%	\$ -	0.0%
501013 Bus Operator OT	-	-	-	-	-	-	-	-	-	0.0%	-	0.0%
501021 Other Salaries	863,640	898,110	898,110	898,110	899,143	899,143	910,548	1,033	11,405	0.1%	11,405	1.3%
501023 Other OT	103,637	103,637	103,637	81,769	81,769	(21,868)	83,902	(21,868)	2,133	(21.1%)	2,133	2.6%
<b>Totals</b>	<b>\$ 967,277</b>	<b>\$ 1,001,747</b>	<b>\$ 1,001,747</b>	<b>\$ 980,912</b>	<b>\$ 980,912</b>	<b>\$ (20,835)</b>	<b>\$ 994,450</b>	<b>\$ (20,835)</b>	<b>\$ 13,538</b>	<b>(2.1%)</b>	<b>\$ 13,538</b>	<b>1.4%</b>
FRINGE BENEFITS												
502011 Medicare/Soc. Sec.	\$ 16,872	\$ 17,460	\$ 17,460	\$ 17,460	\$ 17,291	\$ (169)	\$ 17,599	\$ (169)	\$ 308	(1.0%)	\$ 308	1.8%
502021 Retirement	141,548	109,614	109,614	107,850	107,850	(1,764)	107,332	(1,764)	(518)	(1.6%)	(518)	(0.5%)
Retirement UAL	206,221	272,498	272,498	-	-	(272,498)	-	-	-	(100.0%)	-	0.0%
502031 Medical Ins	436,157	444,000	444,000	412,452	412,452	(31,548)	435,568	(31,548)	23,116	(7.1%)	23,116	5.6%
502041 Dental Ins	22,570	24,084	24,084	23,532	23,532	(552)	23,874	(552)	342	(2.3%)	342	1.5%
502045 Vision Ins	5,006	5,076	5,076	4,968	4,968	(108)	5,184	(108)	216	(2.1%)	216	4.3%
502051 Life Ins/AD&D	2,213	2,210	2,210	2,256	2,256	46	2,268	46	12	2.1%	12	0.5%
502060 State Disability Ins (SDI)	11,861	12,719	12,719	12,909	12,909	190	13,593	190	684	1.5%	684	5.3%
502061 Long Term Disability Ins	7,794	8,089	8,089	7,895	7,895	(194)	8,272	(194)	377	(2.4%)	377	4.8%
502071 State Unemployment Ins (SUI)	2,268	2,412	2,412	2,556	2,556	144	2,718	144	162	6.0%	162	6.3%
502081 Worker's Comp Ins	52,986	54,241	54,241	53,575	53,575	(666)	55,182	(666)	1,607	(1.2%)	1,607	3.0%
502101 Holiday Pay	32,614	33,707	33,707	34,014	34,014	307	34,600	307	586	0.9%	586	1.7%
502103 Floating Holiday	5,363	5,524	5,524	5,800	5,800	276	5,800	276	-	5.0%	-	0.0%
502109 Sick Leave	48,921	50,561	50,561	51,019	51,019	458	51,900	458	881	0.9%	881	1.7%
502111 Annual Leave	101,766	104,752	104,752	112,780	112,780	8,028	118,863	8,028	6,083	7.7%	6,083	5.4%
502121 Other Paid Absence	7,644	7,902	7,902	7,973	7,973	71	8,112	71	139	0.9%	139	1.7%
502251 Phys. Exams	-	-	-	-	-	-	-	-	-	0.0%	-	0.0%
502253 Driver Lic Renewal	-	-	-	-	-	-	-	-	-	0.0%	-	0.0%
502999 Other Fringe Benefits	2,436	2,454	2,454	6,472	6,472	4,018	2,490	4,018	(3,982)	163.7%	(3,982)	(61.5%)
<b>Totals</b>	<b>\$ 1,104,238</b>	<b>\$ 1,157,305</b>	<b>\$ 1,157,305</b>	<b>\$ 863,342</b>	<b>\$ 863,342</b>	<b>\$ (293,963)</b>	<b>\$ 893,355</b>	<b>\$ (293,963)</b>	<b>\$ 30,013</b>	<b>(25.4%)</b>	<b>\$ 30,013</b>	<b>3.5%</b>

6B.43

# SANTA CRUZ METROPOLITAN TRANSIT DISTRICT PRELIMINARY FY23 & FY24 OPERATING BUDGET

## Facilities Maint - 2200

ACCOUNT	June-20	June-21	March-22	March-22	Increase/(Decrease)	Increase/(Decrease)	March-22	Increase/(Decrease)
	BUDGET FY21	BUDGET FY22	BUDGET FY23	PLAN FY24	\$ VAR	%VAR	\$ VAR	% VAR
<b>SERVICES</b>								
503011	\$ -	\$ -	\$ -	\$ -	\$ -	0.0%	\$ -	0.0%
503012	-	-	-	-	-	0.0%	-	0.0%
503031	30,000	45,600	46,978	47,918	1,378	3.0%	940	2.0%
503032	-	-	-	-	-	0.0%	-	0.0%
503033	-	-	-	-	-	0.0%	-	0.0%
503034	-	-	-	-	-	0.0%	-	0.0%
503041	-	-	-	-	-	0.0%	-	0.0%
503161	8,000	8,300	8,551	8,722	251	3.0%	171	2.0%
503162	2,500	2,500	2,576	2,628	76	3.0%	52	2.0%
503171	14,000	17,600	20,779	21,195	3,179	18.1%	416	2.0%
503221	-	-	-	-	-	0.0%	-	0.0%
503222	-	-	-	-	-	0.0%	-	0.0%
503225	-	-	-	-	-	0.0%	-	0.0%
503351	73,000	283,000	200,000	200,000	(83,000)	(29.3%)	-	0.0%
503352	330,000	341,100	360,401	367,609	19,301	5.7%	7,208	2.0%
503353	-	-	-	-	-	0.0%	-	0.0%
503354	-	-	-	-	-	0.0%	-	0.0%
503363	63,000	58,000	59,753	60,949	1,753	3.0%	1,196	2.0%
<b>Totals</b>	<b>\$ 520,500</b>	<b>\$ 756,100</b>	<b>\$ 699,038</b>	<b>\$ 709,021</b>	<b>\$ (57,062)</b>	<b>(7.5%)</b>	<b>\$ 9,983</b>	<b>1.4%</b>
<b>MOBILE MATERIALS &amp; SUPPLIES</b>								
504011	\$ 6,000	\$ 3,000	\$ 3,152	\$ 3,215	\$ 152	5.1%	\$ 63	2.0%
504012	-	-	-	-	-	0.0%	-	0.0%
504021	-	-	-	-	-	0.0%	-	0.0%
504161	-	-	-	-	-	0.0%	-	0.0%
504191	-	-	-	-	-	0.0%	-	0.0%
<b>Totals</b>	<b>\$ 6,000</b>	<b>\$ 3,000</b>	<b>\$ 3,152</b>	<b>\$ 3,215</b>	<b>\$ 152</b>	<b>5.1%</b>	<b>\$ 63</b>	<b>2.0%</b>

6B.44

# SANTA CRUZ METROPOLITAN TRANSIT DISTRICT PRELIMINARY FY23 & FY24 OPERATING BUDGET

## Facilities Maint - 2200

ACCOUNT	June-20	June-21	March-22	March-22		Increase/(Decrease) \$ VAR	%VAR	Increase/(Decrease) \$ VAR	%VAR
	BUDGET FY21	BUDGET FY22	BUDGET FY23	PLAN FY24	PLAN FY24				
<b>OTHER MATERIALS &amp; SUPPLIES</b>									
504205 Freight Out	\$ -	\$ -	\$ -	\$ -	\$ -	\$ -	0.0%	\$ -	0.0%
504211 Postage & Mailing	-	-	-	-	-	-	0.0%	-	0.0%
504214 Promotional Items	-	-	-	-	-	-	0.0%	-	0.0%
504215 Printing	-	-	-	-	-	-	0.0%	-	0.0%
504217 Photo Supp/Process	-	-	-	-	-	-	0.0%	-	0.0%
504311 Office Supplies	2,000	2,000	2,060	2,101	2,101	41	3.0%	41	2.0%
504315 Safety Supplies	7,000	5,500	5,667	5,780	5,780	113	3.0%	113	2.0%
504316 COVID-19	-	-	-	-	-	-	0.0%	-	0.0%
504317 Cleaning Supplies	50,000	50,000	51,509	52,540	52,540	1,031	3.0%	1,031	2.0%
504409 Repair/Maint Supplies	120,000	120,500	123,047	125,510	125,510	2,463	2.1%	2,463	2.0%
504417 Tenant Repairs	10,000	10,000	10,302	10,508	10,508	206	3.0%	206	2.0%
504421 Non-Inventary Parts	-	-	-	-	-	-	0.0%	-	0.0%
504511 Small Tools	5,000	6,923	7,132	7,275	7,275	143	3.0%	143	2.0%
504515 Employee Tool Replacement	-	-	-	-	-	-	0.0%	-	0.0%
<b>Totals</b>	<b>\$ 194,000</b>	<b>\$ 194,923</b>	<b>\$ 199,717</b>	<b>\$ 203,714</b>	<b>\$ 203,714</b>	<b>\$ 3,997</b>	<b>2.5%</b>	<b>\$ 3,997</b>	<b>2.0%</b>

## UTILITIES

505010 Propulsion Power	\$ -	\$ -	\$ -	\$ -	\$ -	\$ -	0.0%	\$ -	0.0%
505011 Gas & Electric	300,000	325,000	357,000	364,140	364,140	7,140	9.8%	7,140	2.0%
505021 Water & Garbage	180,000	180,000	155,435	159,145	159,145	3,710	(13.6%)	3,710	2.4%
505031 Telecommunications	113,000	100,000	109,211	111,395	111,395	2,184	9.2%	2,184	2.0%
<b>Totals</b>	<b>\$ 593,000</b>	<b>\$ 605,000</b>	<b>\$ 621,646</b>	<b>\$ 634,680</b>	<b>\$ 634,680</b>	<b>\$ 13,034</b>	<b>2.8%</b>	<b>\$ 13,034</b>	<b>2.1%</b>

## CASUALTY & LIABILITY

506011 Insurance - Property	\$ -	\$ -	\$ -	\$ -	\$ -	\$ -	0.0%	\$ -	0.0%
506015 Insurance - PL/PD	-	-	-	-	-	-	0.0%	-	0.0%
506021 Insurance - Other	-	-	-	-	-	-	0.0%	-	0.0%
506123 Settlement Costs	-	-	-	-	-	-	0.0%	-	0.0%
506127 Repairs - District Prop	-	-	-	-	-	-	0.0%	-	0.0%
<b>Totals</b>	<b>\$ -</b>	<b>\$ -</b>	<b>\$ -</b>	<b>\$ -</b>	<b>\$ -</b>	<b>\$ -</b>	<b>0.0%</b>	<b>\$ -</b>	<b>0.0%</b>

# 6B.45

# SANTA CRUZ METROPOLITAN TRANSIT DISTRICT PRELIMINARY FY23 & FY24 OPERATING BUDGET

## Facilities Maint - 2200

ACCOUNT	June-21		March-22		March-22		Increase/(Decrease) \$ VAR	%VAR	Increase/(Decrease) \$ VAR	%VAR
	BUDGET FY21	BUDGET FY22	BUDGET FY23	BUDGET FY24	PLAN FY24					
<b>TAXES</b>										
507051 Fuel Tax	\$ -	\$ -	\$ -	\$ -	\$ -	\$ -	\$ -	0.0%	\$ -	0.0%
507201 Licenses & Permits	14,000	15,100	15,556	15,556	15,868	312	3.0%	312	2.0%	
507999 Other Taxes	21,000	10,000	10,302	10,302	10,508	206	3.0%	206	2.0%	
<b>Totals</b>	<b>\$ 35,000</b>	<b>\$ 25,100</b>	<b>\$ 25,858</b>	<b>\$ 25,858</b>	<b>\$ 26,376</b>	<b>\$ 518</b>	<b>3.0%</b>	<b>\$ 518</b>	<b>2.0%</b>	
<b>MISC EXPENSE</b>										
509011 Dues/Subscriptions	\$ -	\$ -	\$ -	\$ -	\$ -	\$ -	0.0%	\$ -	0.0%	
509081 Advertising - District Promo	-	-	-	-	-	-	0.0%	-	0.0%	
509101 Employee Incentive Program	-	-	-	-	-	-	0.0%	-	0.0%	
509121 Employee Training	8,000	6,400	6,595	6,595	6,727	132	3.0%	132	2.0%	
509122 BOD Travel	-	-	-	-	-	-	0.0%	-	0.0%	
509123 Travel	7,000	3,200	3,297	3,297	3,363	66	3.0%	66	2.0%	
509125 Local Meeting Expense	-	-	-	-	-	-	0.0%	-	0.0%	
509127 Board Director Fees	-	-	-	-	-	-	0.0%	-	0.0%	
509150 Contributions	-	-	-	-	-	-	0.0%	-	0.0%	
509198 Cash Over/Short	-	-	-	-	-	-	0.0%	-	0.0%	
509999 Other Misc Expense	-	-	-	-	-	-	0.0%	-	0.0%	
<b>Totals</b>	<b>\$ 15,000</b>	<b>\$ 9,600</b>	<b>\$ 9,892</b>	<b>\$ 9,892</b>	<b>\$ 10,090</b>	<b>\$ 198</b>	<b>3.0%</b>	<b>\$ 198</b>	<b>2.0%</b>	
<b>INTEREST EXPENSE &amp; DEBT SERVICE</b>										
511102 Interest Expense - Loan	\$ -	\$ -	\$ -	\$ -	\$ -	\$ -	0.0%	\$ -	0.0%	
511103 Interest Expense - POB	-	-	-	-	-	-	0.0%	-	0.0%	
524000 Principal - POB	-	-	-	-	-	-	0.0%	-	0.0%	
<b>Totals</b>	<b>\$ -</b>	<b>\$ -</b>	<b>\$ -</b>	<b>\$ -</b>	<b>\$ -</b>	<b>\$ -</b>	<b>0.0%</b>	<b>\$ -</b>	<b>0.0%</b>	
<b>LEASES &amp; RENTALS</b>										
512011 Facility Lease	\$ 5,000	\$ -	\$ -	\$ -	\$ -	\$ -	0.0%	\$ -	0.0%	
512061 Equipment Rental	2,000	6,500	6,696	6,696	6,830	134	3.0%	134	2.0%	
<b>Totals</b>	<b>\$ 7,000</b>	<b>\$ 6,500</b>	<b>\$ 6,696</b>	<b>\$ 6,696</b>	<b>\$ 6,830</b>	<b>\$ 134</b>	<b>3.0%</b>	<b>\$ 134</b>	<b>2.0%</b>	
<b>PERSONNEL TOTAL</b>	<b>\$ 2,071,515</b>	<b>\$ 2,159,052</b>	<b>\$ 1,844,254</b>	<b>\$ (314,798)</b>	<b>\$ 1,887,805</b>	<b>\$ 43,551</b>	<b>(14.6%)</b>	<b>\$ 43,551</b>	<b>2.4%</b>	
<b>NON-PERSONNEL TOTAL</b>	<b>\$ 1,370,500</b>	<b>\$ 1,600,223</b>	<b>\$ 1,565,999</b>	<b>\$ (34,224)</b>	<b>\$ 1,593,926</b>	<b>\$ 27,927</b>	<b>(2.1%)</b>	<b>\$ 27,927</b>	<b>1.8%</b>	
<b>TOTAL OPERATING EXPENSES</b>	<b>\$ 3,442,015</b>	<b>\$ 3,759,275</b>	<b>\$ 3,410,253</b>	<b>\$ (349,022)</b>	<b>\$ 3,481,731</b>	<b>\$ 71,478</b>	<b>(9.3%)</b>	<b>\$ 71,478</b>	<b>2.1%</b>	

6B.46

# SANTA CRUZ METROPOLITAN TRANSIT DISTRICT PRELIMINARY FY23 & FY24 OPERATING BUDGET

Paratransit - 3100

ACCOUNT	June-20		June-21		March-22		March-22		Increase/(Decrease)		Increase/(Decrease)	
	BUDGET	FY21	BUDGET	FY22	BUDGET	FY23	BUDGET	FY24	\$ VAR	%VAR	\$ VAR	% VAR
LABOR												
501011 Bus Operator Pay	\$	1,244,898	\$	1,277,878	\$	1,298,723	\$	1,332,413	\$	20,845	\$	33,690
501013 Bus Operator OT		250,000		260,109		133,982		137,242		(126,127)		3,260
501021 Other Salaries		672,896		678,023		606,514		614,010		(71,509)		7,496
501023 Other OT		46,184		47,817		49,261		50,460		1,444		1,199
<b>Totals</b>	<b>\$</b>	<b>2,213,978</b>	<b>\$</b>	<b>2,263,827</b>	<b>\$</b>	<b>2,088,480</b>	<b>\$</b>	<b>2,134,125</b>	<b>\$</b>	<b>(175,347)</b>	<b>(7.7%)</b>	<b>\$ 45,645</b>
FRINGE BENEFITS												
502011 Medicare/Soc. Sec.	\$	38,001	\$	38,717	\$	36,071	\$	36,939	\$	(2,646)	(6.8%)	868
502021 Retirement		310,425		235,294		223,777		224,190		(11,517)	(4.9%)	413
Retirement UAL		452,259		584,918		-		-		(584,918)	(100.0%)	-
502031 Medical Ins		911,664		1,040,484		932,734		985,028		(107,750)	(10.4%)	52,294
502041 Dental Ins		39,782		45,036		44,100		44,772		(936)	(2.1%)	672
502045 Vision Ins		11,680		11,844		11,592		12,096		(252)	(2.1%)	504
502051 Life Ins/AD&D		5,025		5,018		5,136		5,148		118	2.4%	12
502060 State Disability Ins (SDI)		26,962		28,315		27,117		28,531		(1,198)	(4.2%)	1,414
502061 Long Term Disability Ins		15,336		16,061		15,158		16,003		(903)	(5.6%)	845
502071 State Unemployment Ins (SUI)		5,292		5,628		5,964		6,342		336	6.0%	378
502081 Worker's Comp Ins		126,576		126,563		127,985		131,824		1,422	1.1%	3,839
502101 Holiday Pay		70,750		71,735		70,027		71,724		(1,708)	(2.4%)	1,697
502103 Floating Holiday		5,208		5,364		5,364		5,364		-	0.0%	-
502109 Sick Leave		110,003		111,551		108,989		111,643		(2,562)	(2.3%)	2,654
502111 Annual Leave		204,209		200,995		198,575		207,839		(2,420)	(1.2%)	9,264
502121 Other Paid Absence		16,582		16,810		16,414		16,807		(396)	(2.4%)	393
502251 Phys. Exams		3,183		2,100		2,782		2,850		682	32.5%	68
502253 Driver Lic Renewal		1,061		640		361		370		(279)	(43.6%)	9
502999 Other Fringe Benefits		3,084		3,126		3,168		3,210		42	1.3%	42
<b>Totals</b>	<b>\$</b>	<b>2,357,081</b>	<b>\$</b>	<b>2,550,190</b>	<b>\$</b>	<b>1,835,314</b>	<b>\$</b>	<b>1,910,680</b>	<b>\$</b>	<b>(714,876)</b>	<b>(28.0%)</b>	<b>\$ 75,366</b>

6B.47

# SANTA CRUZ METROPOLITAN TRANSIT DISTRICT PRELIMINARY FY23 & FY24 OPERATING BUDGET

Paratransit - 3100

ACCOUNT	June-20	June-21	March-22	March-22	Increase/(Decrease)	Increase/(Decrease)	March-22	Increase/(Decrease)
	BUDGET FY21	BUDGET FY22	BUDGET FY23	BUDGET FY24	\$ VAR	%VAR	PLAN FY24	\$ VAR
<b>SERVICES</b>								
503011	\$ -	\$ -	\$ -	\$ -	\$ -	0.0%	\$ -	\$ -
503012	-	-	-	-	-	0.0%	-	-
503031	2,000	2,000	2,060	2,111	60	3.0%	2,111	51
503032	-	-	-	-	-	0.0%	-	-
503033	-	-	-	-	-	0.0%	-	-
503034	-	-	-	-	-	0.0%	-	-
503041	-	-	-	-	-	0.0%	-	-
503161	1,000	1,000	1,030	1,055	30	3.0%	1,055	25
503162	2,200	2,200	2,266	2,321	66	3.0%	2,321	55
503171	-	-	-	-	-	0.0%	-	-
503221	-	-	-	-	-	0.0%	-	-
503222	-	-	-	-	-	0.0%	-	-
503225	-	-	-	-	-	0.0%	-	-
503351	-	-	-	-	-	0.0%	-	-
503352	3,000	3,000	3,091	3,166	91	3.0%	3,166	75
503353	-	-	-	-	-	0.0%	-	-
503354	-	-	-	-	-	0.0%	-	-
503363	-	-	-	-	-	0.0%	-	-
<b>Totals</b>	<b>\$ 8,200</b>	<b>\$ 8,200</b>	<b>\$ 8,447</b>	<b>\$ 8,653</b>	<b>\$ 247</b>	<b>3.0%</b>	<b>\$ 206</b>	<b>2.4%</b>
<b>MOBILE MATERIALS &amp; SUPPLIES</b>								
504011	\$ -	\$ -	\$ -	\$ -	\$ -	0.0%	\$ -	\$ -
504012	-	-	-	-	-	0.0%	-	-
504021	-	-	-	-	-	0.0%	-	-
504161	-	-	-	-	-	0.0%	-	-
504191	-	-	-	-	-	0.0%	-	-
<b>Totals</b>	<b>\$ -</b>	<b>\$ -</b>	<b>\$ -</b>	<b>\$ -</b>	<b>\$ -</b>	<b>0.0%</b>	<b>\$ -</b>	<b>0.0%</b>

6B.48

# SANTA CRUZ METROPOLITAN TRANSIT DISTRICT PRELIMINARY FY23 & FY24 OPERATING BUDGET

Paratransit - 3100

ACCOUNT	June-20	June-21	March-22	March-22		Increase/(Decrease) \$ VAR	%VAR	Increase/(Decrease) \$ VAR	%VAR
	BUDGET FY21	BUDGET FY22	BUDGET FY23	PLAN FY24	PLAN FY24				
<b>OTHER MATERIALS &amp; SUPPLIES</b>									
504205 Freight Out	\$ -	\$ -	\$ -	\$ -	\$ -	\$ -	0.0%	\$ -	0.0%
504211 Postage & Mailing	2,000	2,000	2,060	2,110	2,110	50	3.0%	50	2.4%
504214 Promotional Items	-	-	-	-	-	-	0.0%	-	0.0%
504215 Printing	3,700	3,700	3,812	3,904	3,904	92	3.0%	92	2.4%
504217 Photo Supp/Process	-	-	-	-	-	-	0.0%	-	0.0%
504311 Office Supplies	2,500	2,500	2,576	2,639	2,639	63	3.0%	63	2.4%
504315 Safety Supplies	120	120	124	127	127	3	3.3%	3	2.4%
504316 COVID-19	-	-	-	-	-	-	0.0%	-	0.0%
504317 Cleaning Supplies	600	600	618	634	634	16	3.0%	16	2.6%
504409 Repair/Maint Supplies	-	-	-	-	-	-	0.0%	-	0.0%
504417 Tenant Repairs	-	-	-	-	-	-	0.0%	-	0.0%
504421 Non-Inventory Parts	-	-	-	-	-	-	0.0%	-	0.0%
504511 Small Tools	-	-	-	-	-	-	0.0%	-	0.0%
504515 Employee Tool Replacement	-	-	-	-	-	-	0.0%	-	0.0%
<b>Totals \$</b>	<b>8,920</b>	<b>8,920</b>	<b>9,190</b>	<b>9,414</b>	<b>9,414</b>	<b>224</b>	<b>3.0%</b>	<b>224</b>	<b>2.4%</b>
<b>UTILITIES</b>									
505010 Propulsion Power	\$ -	\$ -	\$ -	\$ -	\$ -	\$ -	0.0%	\$ -	0.0%
505011 Gas & Electric	12,000	12,000	12,600	13,164	13,164	564	5.0%	564	4.5%
505021 Water & Garbage	-	-	-	-	-	-	0.0%	-	0.0%
505031 Telecommunications	5,000	13,000	13,393	13,719	13,719	326	3.0%	326	2.4%
<b>Totals \$</b>	<b>17,000</b>	<b>25,000</b>	<b>25,993</b>	<b>26,883</b>	<b>26,883</b>	<b>890</b>	<b>4.0%</b>	<b>890</b>	<b>3.4%</b>
<b>CASUALTY &amp; LIABILITY</b>									
506011 Insurance - Property	\$ -	\$ -	\$ -	\$ -	\$ -	\$ -	0.0%	\$ -	0.0%
506015 Insurance - PL/PD	135,137	160,708	165,563	172,971	172,971	7,408	3.0%	7,408	4.5%
506021 Insurance - Other	-	-	-	-	-	-	0.0%	-	0.0%
506123 Settlement Costs	-	-	-	-	-	-	0.0%	-	0.0%
506127 Repairs - District Prop	-	-	-	-	-	-	0.0%	-	0.0%
<b>Totals \$</b>	<b>135,137</b>	<b>160,708</b>	<b>165,563</b>	<b>172,971</b>	<b>172,971</b>	<b>7,408</b>	<b>3.0%</b>	<b>7,408</b>	<b>4.5%</b>

## 6B.49

# SANTA CRUZ METROPOLITAN TRANSIT DISTRICT PRELIMINARY FY23 & FY24 OPERATING BUDGET

Paratransit - 3100

ACCOUNT	June-20 BUDGET FY21	June-21 BUDGET FY22	March-22 BUDGET FY23	March-22 PLAN FY24	Increase/(Decrease) \$ VAR	Increase/(Decrease) %VAR	Increase/(Decrease) \$ VAR	Increase/(Decrease) % VAR
<b>TAXES</b>								
507051 Fuel Tax	\$ -	\$ -	\$ -	\$ -	\$ -	0.0%	\$ -	0.0%
507201 Licenses & Permits	-	-	-	-	-	0.0%	-	0.0%
507999 Other Taxes	-	-	-	-	-	0.0%	-	0.0%
<b>Totals</b>	<b>\$ -</b>	<b>\$ -</b>	<b>\$ -</b>	<b>\$ -</b>	<b>\$ -</b>	<b>0.0%</b>	<b>\$ -</b>	<b>0.0%</b>
<b>MISC EXPENSE</b>								
509011 Dues/Subscriptions	\$ -	\$ -	\$ -	\$ -	\$ -	0.0%	\$ -	0.0%
509081 Advertising - District Promo	-	-	-	-	-	0.0%	-	0.0%
509101 Employee Incentive Program	300	300	309	316	9	3.0%	7	2.3%
509121 Employee Training	2,700	2,160	2,225	2,280	65	3.0%	55	2.5%
509122 BOD Travel	-	-	-	-	-	0.0%	-	0.0%
509123 Travel	3,000	2,400	2,472	2,534	72	3.0%	62	2.5%
509125 Local Meeting Expense	-	-	-	-	-	0.0%	-	0.0%
509127 Board Director Fees	-	-	-	-	-	0.0%	-	0.0%
509150 Contributions	-	-	-	-	-	0.0%	-	0.0%
509198 Cash Over/Short	-	-	-	-	-	0.0%	-	0.0%
509999 Other Misc Expense	-	-	-	-	-	0.0%	-	0.0%
<b>Totals</b>	<b>\$ 6,000</b>	<b>\$ 4,860</b>	<b>\$ 5,006</b>	<b>\$ 5,130</b>	<b>\$ 146</b>	<b>3.0%</b>	<b>\$ 124</b>	<b>2.5%</b>
<b>INTEREST EXPENSE &amp; DEBT SERVICE</b>								
511102 Interest Expense - Loan	\$ -	\$ -	\$ -	\$ -	\$ -	0.0%	\$ -	0.0%
511103 Interest Expense - POB	-	-	-	-	-	0.0%	-	0.0%
524000 Principal - POB	-	-	-	-	-	0.0%	-	0.0%
<b>Totals</b>	<b>\$ -</b>	<b>\$ -</b>	<b>\$ -</b>	<b>\$ -</b>	<b>\$ -</b>	<b>0.0%</b>	<b>\$ -</b>	<b>0.0%</b>
<b>LEASES &amp; RENTALS</b>								
512011 Facility Lease	\$ 182,970	\$ 237,778	\$ 123,500	\$ 126,127	\$ (114,278)	(48.1%)	\$ 2,627	2.1%
512061 Equipment Rental	1,500	1,500	1,545	1,582	45	3.0%	37	2.4%
<b>Totals</b>	<b>\$ 184,470</b>	<b>\$ 239,278</b>	<b>\$ 125,045</b>	<b>\$ 127,709</b>	<b>\$ (114,233)</b>	<b>(47.7%)</b>	<b>\$ 2,664</b>	<b>2.1%</b>
<b>PERSONNEL TOTAL</b>	<b>\$ 4,571,059</b>	<b>\$ 4,814,017</b>	<b>\$ 3,923,794</b>	<b>\$ 4,044,805</b>	<b>\$ (890,223)</b>	<b>(18.5%)</b>	<b>\$ 121,011</b>	<b>3.1%</b>
<b>NON-PERSONNEL TOTAL</b>	<b>\$ 359,727</b>	<b>\$ 446,966</b>	<b>\$ 339,244</b>	<b>\$ 350,760</b>	<b>\$ (107,722)</b>	<b>(24.1%)</b>	<b>\$ 11,516</b>	<b>3.4%</b>
<b>TOTAL OPERATING EXPENSES</b>	<b>\$ 4,930,786</b>	<b>\$ 5,260,983</b>	<b>\$ 4,263,038</b>	<b>\$ 4,395,565</b>	<b>\$ (997,945)</b>	<b>(19.0%)</b>	<b>\$ 132,527</b>	<b>3.1%</b>

## 6B.50

# SANTA CRUZ METROPOLITAN TRANSIT DISTRICT PRELIMINARY FY23 & FY24 OPERATING BUDGET

## Operations - 3200

ACCOUNT	June-20		June-21		March-22		March-22		Increase/(Decrease) \$ VAR	%VAR	Increase/(Decrease) \$ VAR	%VAR
	BUDGET FY21	BUDGET FY21	BUDGET FY22	BUDGET FY22	BUDGET FY23	BUDGET FY23	PLAN FY24	PLAN FY24				
LABOR												
501011 Bus Operator Pay	\$ -	\$ -	\$ -	\$ -	\$ -	\$ -	\$ -	\$ -	\$ -	0.0%	\$ -	0.0%
501013 Bus Operator OT	-	-	-	-	-	-	-	-	-	0.0%	-	0.0%
501021 Other Salaries	1,221,116	1,179,334	1,179,334	1,262,379	1,262,379	83,045	1,291,692	29,313	29,313	7.0%	29,313	2.3%
501023 Other OT	132,498	137,356	137,356	199,694	199,694	62,338	199,694	-	-	45.4%	-	0.0%
<b>Totals</b>	<b>\$ 1,353,614</b>	<b>\$ 1,316,690</b>	<b>\$ 1,316,690</b>	<b>\$ 1,462,073</b>	<b>\$ 1,462,073</b>	<b>\$ 145,383</b>	<b>\$ 1,491,386</b>	<b>\$ 29,313</b>	<b>\$ 29,313</b>	<b>11.0%</b>	<b>\$ 29,313</b>	<b>2.0%</b>
FRINGE BENEFITS												
502011 Medicare/Soc. Sec.	\$ -	\$ -	\$ -	\$ -	\$ -	\$ -	\$ -	\$ -	\$ -	10.9%	\$ 573	2.2%
502021 Retirement	201,523	145,845	145,845	153,133	153,133	7,288	153,593	460	460	5.0%	460	0.3%
Retirement UAL	293,600	362,565	362,565	-	-	(362,565)	-	-	-	(100.0%)	-	0.0%
502031 Medical Ins	437,082	468,576	468,576	482,876	482,876	14,300	509,935	27,059	27,059	3.1%	27,059	5.6%
502041 Dental Ins	25,062	23,706	23,706	24,900	24,900	1,194	25,278	378	378	5.0%	378	1.5%
502045 Vision Ins	5,006	4,794	4,794	4,968	4,968	174	5,184	216	216	3.6%	216	4.3%
502051 Life Ins/AD&D	2,316	2,093	2,093	2,250	2,250	157	2,270	20	20	7.5%	20	0.9%
502060 State Disability Ins (SDI)	16,837	16,978	16,978	19,368	19,368	2,390	20,346	978	978	14.1%	978	5.0%
502061 Long Term Disability Ins	8,989	8,658	8,658	8,874	8,874	216	9,158	284	284	2.5%	284	3.2%
502071 State Unemployment Ins (SUI)	2,268	2,278	2,278	2,556	2,556	278	2,718	162	162	12.2%	162	6.3%
502081 Worker's Comp Ins	52,986	54,241	54,241	56,551	56,551	2,310	58,248	1,697	1,697	4.3%	1,697	3.0%
502101 Holiday Pay	46,036	44,521	44,521	48,053	48,053	3,532	49,273	1,220	1,220	7.9%	1,220	2.5%
502103 Floating Holiday	8,430	5,364	5,364	5,364	5,364	-	5,364	-	-	0.0%	-	0.0%
502109 Sick Leave	69,054	66,784	66,784	72,082	72,082	5,298	73,911	1,829	1,829	7.9%	1,829	2.5%
502111 Annual Leave	153,636	157,877	157,877	177,972	177,972	20,095	184,968	6,996	6,996	12.7%	6,996	3.9%
502121 Other Paid Absence	10,790	10,438	10,438	11,265	11,265	827	11,552	287	287	7.9%	287	2.5%
502251 Phys. Exams	700	450	450	1,350	1,350	900	600	(750)	(750)	200.0%	(750)	(55.6%)
502253 Driver Lic Renewal	200	200	200	295	295	95	236	(59)	(59)	47.5%	(59)	(20.0%)
502999 Other Fringe Benefits	8,386	2,426	2,426	2,472	2,472	46	2,490	18	18	1.9%	18	0.7%
<b>Totals</b>	<b>\$ 1,366,702</b>	<b>\$ 1,401,018</b>	<b>\$ 1,401,018</b>	<b>\$ 1,100,092</b>	<b>\$ 1,100,092</b>	<b>\$ (300,926)</b>	<b>\$ 1,141,460</b>	<b>\$ 41,368</b>	<b>\$ 41,368</b>	<b>(21.5%)</b>	<b>\$ 41,368</b>	<b>3.8%</b>

**SANTA CRUZ METROPOLITAN TRANSIT DISTRICT  
PRELIMINARY FY23 & FY24 OPERATING BUDGET**

Operations - 3200

ACCOUNT	June-20	June-21	March-22	March-22	Increase/(Decrease)		Increase/(Decrease)		
	BUDGET FY21	BUDGET FY22	BUDGET FY23	PLAN FY24	\$ VAR	%VAR	\$ VAR	% VAR	
<b>SERVICES</b>									
503011 Acting/Audit Fees	\$ -	\$ -	\$ -	\$ -	\$ -	0.0%	\$ -	0.0%	
503012 Admin/Bank Fees	-	-	-	-	-	0.0%	-	0.0%	
503031 Prof/Technical Fees	15,000	15,000	15,453	15,829	453	3.0%	376	2.4%	
503032 Legislative Services	-	-	-	-	-	0.0%	-	0.0%	
503033 Legal Services	-	-	-	-	-	0.0%	-	0.0%	
503034 Pre-Employment Exams	-	-	-	-	-	0.0%	-	0.0%	
503041 Temp Help	-	-	-	-	-	0.0%	-	0.0%	
503161 Custodial Services	-	-	-	-	-	0.0%	-	0.0%	
503162 Uniforms/Laundry	600	1,000	1,500	1,055	500	50.0%	(445)	(29.7%)	
503171 Security Services	-	-	-	-	-	0.0%	-	0.0%	
503221 Classified/Legal Ads	-	-	-	-	-	0.0%	-	0.0%	
503222 Legal Ads	-	-	-	-	-	0.0%	-	0.0%	
503225 Graphic Services	-	-	-	-	-	0.0%	-	0.0%	
503351 Repair - Blg & Impr	-	-	-	-	-	0.0%	-	0.0%	
503352 Repair - Equipment	2,000	2,300	2,369	2,427	69	3.0%	58	2.4%	
503353 Repair - Rev Vehicle	-	-	-	-	-	0.0%	-	0.0%	
503354 Repair - Non Rev Vehicle	-	-	-	-	-	0.0%	-	0.0%	
503363 Haz Mat Disposal	-	-	-	-	-	0.0%	-	0.0%	
<b>Totals \$</b>	<b>17,600 \$</b>	<b>18,300 \$</b>	<b>19,322 \$</b>	<b>19,311 \$</b>	<b>1,022 \$</b>	<b>5.6%</b>	<b>(11) \$</b>	<b>(0.1%)</b>	
<b>MOBILE MATERIALS &amp; SUPPLIES</b>									
504011 Fuels & Lubricants - Non Rev Veh	\$ -	\$ -	\$ -	\$ -	\$ -	0.0%	\$ -	0.0%	
504012 Fuels & Lubricants - Rev Veh	-	-	-	-	-	0.0%	-	0.0%	
504021 Tires & Tubes	-	-	-	-	-	0.0%	-	0.0%	
504161 Other Mobile Supplies	-	-	-	-	-	0.0%	-	0.0%	
504191 Rev Vehicle Parts	-	-	-	-	-	0.0%	-	0.0%	
<b>Totals \$</b>	<b>\$ -</b>	<b>\$ -</b>	<b>\$ -</b>	<b>\$ -</b>	<b>\$ -</b>	<b>0.0%</b>	<b>\$ -</b>	<b>0.0%</b>	

**6B.52**

# SANTA CRUZ METROPOLITAN TRANSIT DISTRICT PRELIMINARY FY23 & FY24 OPERATING BUDGET

## Operations - 3200

ACCOUNT	June-20	June-21	March-22	March-22		Increase/(Decrease) \$ VAR	%VAR	Increase/(Decrease) \$ VAR	%VAR
	BUDGET FY21	BUDGET FY22	BUDGET FY23	PLAN FY24	PLAN FY24				
<b>OTHER MATERIALS &amp; SUPPLIES</b>									
504205 Freight Out	\$ -	\$ -	\$ -	\$ -	\$ -	\$ -	0.0%	\$ -	0.0%
504211 Postage & Mailing	220	220	226	232	6	232	2.7%	6	2.7%
504214 Promotional Items	-	-	-	-	-	-	0.0%	-	0.0%
504215 Printing	5,000	5,000	7,500	7,500	2,500	7,500	50.0%	-	0.0%
504217 Photo Supp/Process	-	-	-	-	-	-	0.0%	-	0.0%
504311 Office Supplies	8,000	8,000	8,242	8,443	242	8,443	3.0%	201	2.4%
504315 Safety Supplies	-	-	-	-	-	-	0.0%	-	0.0%
504316 COVID-19	-	-	-	-	-	-	0.0%	-	0.0%
504317 Cleaning Supplies	-	-	-	-	-	-	0.0%	-	0.0%
504409 Repair/Maint Supplies	-	-	-	-	-	-	0.0%	-	0.0%
504417 Tenant Repairs	-	-	-	-	-	-	0.0%	-	0.0%
504421 Non-Inventory Parts	-	-	-	-	-	-	0.0%	-	0.0%
504511 Small Tools	-	-	-	-	-	-	0.0%	-	0.0%
504515 Employee Tool Replacement	-	-	-	-	-	-	0.0%	-	0.0%
<b>Totals \$</b>	<b>13,220</b>	<b>13,220</b>	<b>15,968</b>	<b>16,175</b>	<b>2,748</b>	<b>\$ 16,175</b>	<b>20.8%</b>	<b>\$ 207</b>	<b>1.3%</b>
<b>UTILITIES</b>									
505010 Propulsion Power	\$ -	\$ -	\$ -	\$ -	\$ -	\$ -	0.0%	\$ -	0.0%
505011 Gas & Electric	-	-	-	-	-	-	0.0%	-	0.0%
505021 Water & Garbage	-	-	-	-	-	-	0.0%	-	0.0%
505031 Telecommunications	14,000	14,482	18,326	18,735	3,844	18,735	26.5%	409	2.2%
<b>Totals \$</b>	<b>14,000</b>	<b>14,482</b>	<b>18,326</b>	<b>18,735</b>	<b>3,844</b>	<b>\$ 18,735</b>	<b>26.5%</b>	<b>\$ 409</b>	<b>2.2%</b>
<b>CASUALTY &amp; LIABILITY</b>									
506011 Insurance - Property	\$ -	\$ -	\$ -	\$ -	\$ -	\$ -	0.0%	\$ -	0.0%
506015 Insurance - PL/PD	-	-	-	-	-	-	0.0%	-	0.0%
506021 Insurance - Other	-	-	-	-	-	-	0.0%	-	0.0%
506123 Settlement Costs	-	-	-	-	-	-	0.0%	-	0.0%
506127 Repairs - District Prop	-	-	-	-	-	-	0.0%	-	0.0%
<b>Totals \$</b>	<b>-</b>	<b>-</b>	<b>-</b>	<b>-</b>	<b>-</b>	<b>\$ -</b>	<b>0.0%</b>	<b>\$ -</b>	<b>0.0%</b>

6B.53

# SANTA CRUZ METROPOLITAN TRANSIT DISTRICT PRELIMINARY FY23 & FY24 OPERATING BUDGET

## Operations - 3200

ACCOUNT	June-20	June-21	March-22	March-22		Increase/(Decrease) \$ VAR	%VAR	Increase/(Decrease) \$ VAR	%VAR
	BUDGET FY21	BUDGET FY22	BUDGET FY23	PLAN FY24					
<b>TAXES</b>									
507051 Fuel Tax	\$ -	\$ -	\$ -	\$ -	\$ -	\$ -	0.0%	\$ -	0.0%
507201 Licenses & Permits	-	-	-	-	-	-	0.0%	-	0.0%
507999 Other Taxes	-	-	-	-	-	-	0.0%	-	0.0%
<b>Totals</b>	<b>\$ -</b>	<b>\$ -</b>	<b>\$ -</b>	<b>\$ -</b>	<b>\$ -</b>	<b>\$ -</b>	<b>0.0%</b>	<b>\$ -</b>	<b>0.0%</b>
<b>MISC EXPENSE</b>									
509011 Dues/Subscriptions	\$ -	\$ -	\$ -	\$ -	\$ -	\$ -	0.0%	\$ -	0.0%
509081 Advertising - District Promo	-	-	-	-	-	-	0.0%	-	0.0%
509101 Employee Incentive Program	-	-	-	-	-	-	0.0%	-	0.0%
509121 Employee Training	6,000	7,200	12,583	12,790	12,790	5,383	74.8%	207	1.6%
509122 BOD Travel	-	-	-	-	-	-	0.0%	-	0.0%
509123 Travel	12,000	7,200	7,417	7,603	7,603	217	3.0%	186	2.5%
509125 Local Meeting Expense	-	-	-	-	-	-	0.0%	-	0.0%
509127 Board Director Fees	-	-	-	-	-	-	0.0%	-	0.0%
509150 Contributions	-	-	-	-	-	-	0.0%	-	0.0%
509198 Cash Over/Short	-	-	-	-	-	-	0.0%	-	0.0%
509999 Other Misc Expense	-	-	-	-	-	-	0.0%	-	0.0%
<b>Totals</b>	<b>\$ 18,000</b>	<b>\$ 14,400</b>	<b>\$ 20,000</b>	<b>\$ 20,393</b>	<b>\$ 20,393</b>	<b>\$ 5,600</b>	<b>38.9%</b>	<b>\$ 393</b>	<b>2.0%</b>
<b>INTEREST EXPENSE &amp; DEBT SERVICE</b>									
511102 Interest Expense - Loan	\$ -	\$ -	\$ -	\$ -	\$ -	\$ -	0.0%	\$ -	0.0%
511103 Interest Expense - POB	-	-	-	-	-	-	0.0%	-	0.0%
524000 Principal - POB	-	-	-	-	-	-	0.0%	-	0.0%
<b>Totals</b>	<b>\$ -</b>	<b>\$ -</b>	<b>\$ -</b>	<b>\$ -</b>	<b>\$ -</b>	<b>\$ -</b>	<b>0.0%</b>	<b>\$ -</b>	<b>0.0%</b>
<b>LEASES &amp; RENTALS</b>									
512011 Facility Lease	\$ 27,000	\$ 28,000	\$ 28,846	\$ 29,548	\$ 29,548	\$ 846	3.0%	\$ 702	2.4%
512061 Equipment Rental	-	-	-	-	-	-	0.0%	-	0.0%
<b>Totals</b>	<b>\$ 27,000</b>	<b>\$ 28,000</b>	<b>\$ 28,846</b>	<b>\$ 29,548</b>	<b>\$ 29,548</b>	<b>\$ 846</b>	<b>3.0%</b>	<b>\$ 702</b>	<b>2.4%</b>
<b>PERSONNEL TOTAL</b>	<b>\$ 2,720,316</b>	<b>\$ 2,717,708</b>	<b>\$ 2,562,165</b>	<b>\$ 2,632,846</b>	<b>\$ 2,632,846</b>	<b>\$ (155,543)</b>	<b>(5.7%)</b>	<b>\$ 70,681</b>	<b>2.8%</b>
<b>NON-PERSONNEL TOTAL</b>	<b>\$ 89,820</b>	<b>\$ 88,402</b>	<b>\$ 102,462</b>	<b>\$ 104,162</b>	<b>\$ 104,162</b>	<b>\$ 14,060</b>	<b>15.9%</b>	<b>\$ 1,700</b>	<b>1.7%</b>
<b>TOTAL OPERATING EXPENSES</b>	<b>\$ 2,810,136</b>	<b>\$ 2,806,110</b>	<b>\$ 2,664,627</b>	<b>\$ 2,737,008</b>	<b>\$ 2,737,008</b>	<b>\$ (141,483)</b>	<b>(5.0%)</b>	<b>\$ 72,381</b>	<b>2.7%</b>

6B.54

# SANTA CRUZ METROPOLITAN TRANSIT DISTRICT PRELIMINARY FY23 & FY24 OPERATING BUDGET

## Bus Operators - 3300

ACCOUNT	June-20		June-21		March-22		March-22		Increase/(Decrease)		Increase/(Decrease)	
	BUDGET	FY21	BUDGET	FY22	BUDGET	FY23	BUDGET	FY24	\$ VAR	%VAR	\$ VAR	% VAR
LABOR												
501011 Bus Operator Pay	\$	8,511,309	\$	8,593,884	\$	8,675,881	\$	8,793,746	\$	1.0%	\$	1.4%
501013 Bus Operator OT		750,001		300,006		691,513		712,293		130.5%		3.0%
501021 Other Salaries		-		-		-		-		0.0%		0.0%
501023 Other OT		-		-		-		-		0.0%		0.0%
<b>Totals \$</b>	<b>\$</b>	<b>9,261,309</b>	<b>\$</b>	<b>8,893,890</b>	<b>\$</b>	<b>9,367,394</b>	<b>\$</b>	<b>9,506,039</b>	<b>\$</b>	<b>5.3%</b>	<b>\$</b>	<b>1.5%</b>
FRINGE BENEFITS												
502011 Medicare/Soc. Sec.	\$	160,393	\$	154,296	\$	160,685	\$	164,695	\$	4.1%	\$	2.5%
502021 Retirement		1,377,036		1,030,044		1,008,894		1,011,468		(2.1%)		0.3%
Retirement UAL		2,006,207		2,560,595		-		-		(100.0%)		0.0%
502031 Medical Ins		3,634,156		3,982,968		4,163,491		4,396,828		4.5%		5.6%
502041 Dental Ins		179,074		190,746		211,777		215,034		11.0%		1.5%
502045 Vision Ins		42,271		42,864		43,608		45,468		1.7%		4.3%
502051 Life Ins/AD&D		17,810		17,784		18,900		18,936		6.3%		0.2%
502060 State Disability Ins (SDI)		113,935		112,893		120,810		127,242		7.0%		5.3%
502061 Long Term Disability Ins		69,744		71,456		70,423		73,510		(1.4%)		4.4%
502071 State Unemployment Ins (SUI)		19,152		20,368		22,010		23,405		8.1%		6.3%
502081 Worker's Comp Ins		444,490		458,037		462,957		476,845		1.1%		3.0%
502101 Holiday Pay		314,465		315,284		317,023		324,915		0.6%		2.5%
502103 Floating Holiday		-		-		-		-		0.0%		0.0%
502109 Sick Leave		491,351		492,632		495,345		507,697		0.6%		2.5%
502111 Annual Leave		920,794		866,023		897,584		944,556		3.6%		5.2%
502121 Other Paid Absence		73,703		73,869		74,286		76,134		0.6%		2.5%
502251 Phys. Exams		5,700		11,850		10,500		12,571		(11.4%)		19.7%
502253 Driver Lic Renewal		1,500		1,570		1,534		1,666		(2.3%)		8.6%
502999 Other Fringe Benefits		8,104		24,256		20,582		4,740		(15.1%)		(77.0%)
<b>Totals \$</b>	<b>\$</b>	<b>9,879,884</b>	<b>\$</b>	<b>10,427,519</b>	<b>\$</b>	<b>8,100,409</b>	<b>\$</b>	<b>8,425,710</b>	<b>\$</b>	<b>(22.3%)</b>	<b>\$</b>	<b>4.0%</b>

# SANTA CRUZ METROPOLITAN TRANSIT DISTRICT PRELIMINARY FY23 & FY24 OPERATING BUDGET

Bus Operators - 3300

ACCOUNT	June-20	June-21	March-22	Increase/(Decrease)		March-22	Increase/(Decrease)	
	BUDGET FY21	BUDGET FY22	BUDGET FY23	\$ VAR	%VAR	PLAN FY24	\$ VAR	% VAR
<b>SERVICES</b>								
503011 Acting/Audit Fees	\$ -	\$ -	\$ -	\$ -	0.0%	\$ -	\$ -	0.0%
503012 Admin/Bank Fees	-	-	-	-	0.0%	-	-	0.0%
503031 Prof/Technical Fees	-	-	-	-	0.0%	-	-	0.0%
503032 Legislative Services	-	-	-	-	0.0%	-	-	0.0%
503033 Legal Services	-	-	-	-	0.0%	-	-	0.0%
503034 Pre-Employment Exams	-	-	-	-	0.0%	-	-	0.0%
503041 Temp Help	-	-	-	-	0.0%	-	-	0.0%
503161 Custodial Services	-	-	-	-	0.0%	-	-	0.0%
503162 Uniforms/Laundry	-	2,000	2,060	60	3.0%	2,110	50	2.4%
503171 Security Services	-	-	-	-	0.0%	-	-	0.0%
503221 Classified/Legal Ads	-	-	-	-	0.0%	-	-	0.0%
503222 Legal Ads	-	-	-	-	0.0%	-	-	0.0%
503225 Graphic Services	-	-	-	-	0.0%	-	-	0.0%
503351 Repair - Bldg & Impr	-	-	-	-	0.0%	-	-	0.0%
503352 Repair - Equipment	-	-	-	-	0.0%	-	-	0.0%
503353 Repair - Rev Vehicle	-	-	-	-	0.0%	-	-	0.0%
503354 Repair - Non Rev Vehicle	-	-	-	-	0.0%	-	-	0.0%
503363 Haz Mat Disposal	-	-	-	-	0.0%	-	-	0.0%
<b>Totals \$</b>	<b>2,000</b>	<b>2,000</b>	<b>2,060</b>	<b>60</b>	<b>3.0%</b>	<b>2,110</b>	<b>50</b>	<b>2.4%</b>
<b>MISC EXPENSE</b>								
509011 Dues/Subscriptions	\$ -	\$ -	\$ -	\$ -	0.0%	\$ -	\$ -	0.0%
509081 Advertising - District Promo	-	-	-	-	0.0%	-	-	0.0%
509101 Employee Incentive Program	3,000	3,000	9,500	6,500	216.7%	9,690	190	2.0%
509121 Employee Training	2,000	1,650	1,650	50	3.1%	1,691	41	2.5%
509122 BOD Travel	-	-	-	-	0.0%	-	-	0.0%
509123 Travel	-	-	-	-	0.0%	-	-	0.0%
509125 Local Meeting Expense	-	-	-	-	0.0%	-	-	0.0%
509127 Board Director Fees	-	-	-	-	0.0%	-	-	0.0%
509150 Contributions	-	-	-	-	0.0%	-	-	0.0%
509198 Cash Over/Short	-	-	-	-	0.0%	-	-	0.0%
509999 Other Misc Expense	-	-	-	-	0.0%	-	-	0.0%
<b>Totals \$</b>	<b>5,000</b>	<b>4,600</b>	<b>11,150</b>	<b>6,550</b>	<b>142.4%</b>	<b>11,381</b>	<b>231</b>	<b>2.1%</b>
<b>PERSONNEL TOTAL</b>	<b>\$ 19,141,193</b>	<b>\$ 19,321,409</b>	<b>\$ 17,467,803</b>	<b>\$(1,853,606)</b>	<b>(9.6%)</b>	<b>\$ 17,931,749</b>	<b>\$ 463,946</b>	<b>2.7%</b>
<b>NON-PERSONNEL TOTAL</b>	<b>\$ 7,000</b>	<b>\$ 6,600</b>	<b>\$ 13,210</b>	<b>\$ 6,610</b>	<b>100.2%</b>	<b>\$ 13,491</b>	<b>\$ 281</b>	<b>2.1%</b>
<b>TOTAL OPERATING EXPENSES</b>	<b>\$ 19,148,193</b>	<b>\$ 19,328,009</b>	<b>\$ 17,481,013</b>	<b>\$(1,846,996)</b>	<b>(9.6%)</b>	<b>\$ 17,945,240</b>	<b>\$ 464,227</b>	<b>2.7%</b>

6B.56

# SANTA CRUZ METROPOLITAN TRANSIT DISTRICT PRELIMINARY FY23 & FY24 OPERATING BUDGET

Fleet Maint - 4100

ACCOUNT	June-20		June-21		March-22		March-22		Increase/(Decrease) \$ VAR	Increase/(Decrease) %VAR	Increase/(Decrease) \$ VAR	Increase/(Decrease) %VAR
	BUDGET FY21	BUDGET FY21	BUDGET FY22	BUDGET FY22	BUDGET FY23	BUDGET FY23	PLAN FY24	PLAN FY24				
LABOR												
501011 Bus Operator Pay	\$ -	\$ -	\$ -	\$ -	\$ -	\$ -	\$ -	\$ -	\$ -	0.0%	\$ -	0.0%
501013 Bus Operator OT	-	-	-	-	-	-	-	-	-	0.0%	-	0.0%
501021 Other Salaries	2,163,016	2,178,293	2,178,293	2,186,585	2,186,585	2,186,585	2,214,224	27,639	1.3%	27,639	1.3%	
501023 Other OT	215,006	221,413	221,413	100,279	100,279	(121,134)	100,272	(7)	(0.0%)	(7)	(0.0%)	
<b>Totals</b>	<b>\$ 2,378,022</b>	<b>\$ 2,399,706</b>	<b>\$ 2,399,706</b>	<b>\$ 2,286,864</b>	<b>\$ 2,286,864</b>	<b>\$ (112,842)</b>	<b>\$ 2,314,496</b>	<b>\$ 27,632</b>	<b>1.2%</b>	<b>\$ 27,632</b>	<b>1.2%</b>	
FRINGE BENEFITS												
502011 Medicare/Soc. Sec.	\$ 41,728	\$ 42,088	\$ 42,088	\$ 40,812	\$ 40,812	\$ (1,276)	\$ 41,517	\$ 705	1.7%	\$ 705	1.7%	
502021 Retirement	355,993	267,073	267,073	263,553	263,553	(3,520)	262,478	(1,075)	(0.4%)	(1,075)	(0.4%)	
Retirement UAL	518,646	663,921	663,921	-	-	(663,921)	-	-	0.0%	-	0.0%	
502031 Medical Ins	821,277	968,652	968,652	937,937	937,937	(30,715)	990,490	52,553	5.6%	52,553	5.6%	
502041 Dental Ins	48,026	48,654	48,654	50,660	50,660	2,006	51,438	778	1.5%	778	1.5%	
502045 Vision Ins	10,290	10,716	10,716	10,488	10,488	(228)	10,944	456	4.3%	456	4.3%	
502051 Life Ins/AD&D	4,556	4,550	4,550	4,656	4,656	106	4,668	12	0.3%	12	0.3%	
502060 State Disability Ins (SDI)	29,359	30,568	30,568	30,481	30,481	(87)	32,067	1,586	5.2%	1,586	5.2%	
502061 Long Term Disability Ins	17,542	17,961	17,961	17,506	17,506	(455)	18,171	665	3.8%	665	3.8%	
502071 State Unemployment Ins (SUI)	4,788	5,092	5,092	5,396	5,396	304	5,738	342	6.3%	342	6.3%	
502081 Worker's Comp Ins	111,861	117,523	117,523	116,079	116,079	(1,444)	119,561	3,482	3.0%	3,482	3.0%	
502101 Holiday Pay	82,024	82,329	82,329	83,339	83,339	1,010	84,837	1,498	1.8%	1,498	1.8%	
502103 Floating Holiday	6,022	6,202	6,202	6,202	6,202	-	6,202	-	0.0%	-	0.0%	
502109 Sick Leave	123,036	123,497	123,497	125,010	125,010	1,513	127,260	2,250	1.8%	2,250	1.8%	
502111 Annual Leave	272,448	271,815	271,815	293,560	293,560	21,745	310,516	16,956	5.8%	16,956	5.8%	
502121 Other Paid Absence	19,224	19,296	19,296	19,535	19,535	239	19,886	351	1.8%	351	1.8%	
502251 Phys. Exams	1,500	1,500	1,500	3,200	3,200	1,700	3,200	-	0.0%	-	0.0%	
502253 Driver Lic Renewal	250	250	250	350	350	100	350	-	0.0%	-	0.0%	
502999 Other Fringe Benefits	10,976	11,014	11,014	11,052	11,052	38	3,090	(7,962)	(72.0%)	(7,962)	(72.0%)	
<b>Totals</b>	<b>\$ 2,479,546</b>	<b>\$ 2,692,700</b>	<b>\$ 2,692,700</b>	<b>\$ 2,019,816</b>	<b>\$ 2,019,816</b>	<b>\$ (672,884)</b>	<b>\$ 2,092,413</b>	<b>\$ 72,597</b>	<b>3.6%</b>	<b>\$ 72,597</b>	<b>3.6%</b>	

6B.57

# SANTA CRUZ METROPOLITAN TRANSIT DISTRICT PRELIMINARY FY23 & FY24 OPERATING BUDGET

Fleet Maint - 4100

ACCOUNT	June-20	June-21	March-22	March-22		Increase/(Decrease) \$ VAR	%VAR	Increase/(Decrease) \$ VAR	%VAR
	BUDGET FY21	BUDGET FY22	BUDGET FY23	PLAN FY24	PLAN FY24				
<b>SERVICES</b>									
503011	\$ -	\$ -	\$ -	\$ -	\$ -	\$ -	0.0%	\$ -	0.0%
503012	-	-	-	-	-	-	0.0%	-	0.0%
503031	-	8,000	8,700	8,700	8,700	700	8.8%	-	0.0%
503032	-	-	-	-	-	-	0.0%	-	0.0%
503033	-	-	-	-	-	-	0.0%	-	0.0%
503034	-	-	-	-	-	-	0.0%	-	0.0%
503041	-	-	-	-	-	-	0.0%	-	0.0%
503161	-	-	-	-	-	-	0.0%	-	0.0%
503162	15,000	20,000	22,000	22,000	22,000	2,000	10.0%	-	0.0%
503171	-	-	-	-	-	-	0.0%	-	0.0%
503221	-	-	-	-	-	-	0.0%	-	0.0%
503222	-	-	-	-	-	-	0.0%	-	0.0%
503225	-	-	-	-	-	-	0.0%	-	0.0%
503351	-	-	-	-	-	-	0.0%	-	0.0%
503352	32,500	31,572	38,000	38,000	35,900	6,428	20.4%	(2,100)	(5.5%)
503353	450,000	450,000	611,480	611,480	623,426	161,480	35.9%	11,946	2.0%
503354	20,000	20,000	58,575	58,575	58,525	38,575	192.9%	(50)	(0.1%)
503363	-	-	-	-	-	-	0.0%	-	0.0%
<b>Totals</b>	<b>\$ 517,500</b>	<b>\$ 529,572</b>	<b>\$ 738,755</b>	<b>\$ 738,755</b>	<b>\$ 748,551</b>	<b>\$ 209,183</b>	<b>39.5%</b>	<b>\$ 9,796</b>	<b>1.3%</b>
<b>MOBILE MATERIALS &amp; SUPPLIES</b>									
504011	\$ 70,000	\$ 70,400	\$ 75,440	\$ 75,440	\$ 75,440	\$ 5,040	7.2%	\$ -	0.0%
504012	1,600,000	1,600,134	1,742,000	1,742,000	1,751,000	141,866	8.9%	9,000	0.5%
504021	180,000	211,000	217,000	217,000	217,000	6,000	2.8%	-	0.0%
504161	-	-	-	-	-	-	0.0%	-	0.0%
504191	1,000,000	976,000	1,033,840	1,033,840	1,000,148	57,840	5.9%	(33,692)	(3.3%)
<b>Totals</b>	<b>\$ 2,850,000</b>	<b>\$ 2,857,534</b>	<b>\$ 3,068,280</b>	<b>\$ 3,068,280</b>	<b>\$ 3,043,588</b>	<b>\$ 210,746</b>	<b>7.4%</b>	<b>\$ (24,692)</b>	<b>(0.8%)</b>

6B.58

# SANTA CRUZ METROPOLITAN TRANSIT DISTRICT PRELIMINARY FY23 & FY24 OPERATING BUDGET

Fleet Maint - 4100

ACCOUNT	June-20	June-21	March-22	March-22		Increase/(Decrease) \$ VAR	%VAR	Increase/(Decrease) \$ VAR	%VAR
	BUDGET FY21	BUDGET FY22	BUDGET FY23	PLAN FY24	PLAN FY24				
<b>OTHER MATERIALS &amp; SUPPLIES</b>									
504205 Freight Out	\$ 8,000	\$ 8,240	\$ 8,300	\$	\$ 8,000	\$	0.7%	\$ (300)	(3.6%)
504211 Postage & Mailing	-	-	-	60	-	-	0.0%	-	0.0%
504214 Promotional Items	-	-	-	-	-	-	0.0%	-	0.0%
504215 Printing	1,000	1,000	1,000	-	1,000	-	0.0%	-	0.0%
504217 Photo Supp/Process	-	-	-	-	-	-	0.0%	-	0.0%
504311 Office Supplies	1,800	1,800	2,000	200	2,600	600	11.1%	600	30.0%
504315 Safety Supplies	18,000	18,000	18,000	-	18,000	-	0.0%	-	0.0%
504316 COVID-19	-	-	-	-	-	-	0.0%	-	0.0%
504317 Cleaning Supplies	10,000	10,000	11,000	1,000	11,000	-	10.0%	-	0.0%
504409 Repair/Maint Supplies	-	-	-	-	-	-	0.0%	-	0.0%
504417 Tenant Repairs	-	-	-	-	-	-	0.0%	-	0.0%
504421 Non-Inventory Parts	50,000	50,000	52,475	2,475	52,475	-	5.0%	-	0.0%
504511 Small Tools	10,000	12,000	12,000	-	12,000	-	0.0%	-	0.0%
504515 Employee Tool Replacement	3,000	3,000	3,000	-	3,000	-	0.0%	-	0.0%
<b>Totals</b>	<b>\$ 101,800</b>	<b>\$ 104,040</b>	<b>\$ 107,775</b>	<b>\$ 3,735</b>	<b>\$ 108,075</b>	<b>\$ 300</b>	<b>3.6%</b>	<b>\$ 300</b>	<b>0.3%</b>
<b>UTILITIES</b>									
505010 Propulsion Power	\$ -	\$ 50,000	\$ 100,000	\$ 50,000	\$ 100,000	\$ -	100.0%	\$ -	0.0%
505011 Gas & Electric	-	-	-	-	-	-	0.0%	-	0.0%
505021 Water & Garbage	-	-	-	-	-	-	0.0%	-	0.0%
505031 Telecommunications	25,000	60,000	60,000	-	60,000	-	0.0%	-	0.0%
<b>Totals</b>	<b>\$ 25,000</b>	<b>\$ 110,000</b>	<b>\$ 160,000</b>	<b>\$ 50,000</b>	<b>\$ 160,000</b>	<b>\$ -</b>	<b>45.5%</b>	<b>\$ -</b>	<b>0.0%</b>
<b>CASUALTY &amp; LIABILITY</b>									
506011 Insurance - Property	\$ -	\$ -	\$ -	\$ -	\$ -	\$ -	0.0%	\$ -	0.0%
506015 Insurance - PL/PD	-	-	-	-	-	-	0.0%	-	0.0%
506021 Insurance - Other	-	-	-	-	-	-	0.0%	-	0.0%
506123 Settlement Costs	-	-	-	-	-	-	0.0%	-	0.0%
506127 Repairs - District Prop	-	-	-	-	-	-	0.0%	-	0.0%
<b>Totals</b>	<b>\$ -</b>	<b>\$ -</b>	<b>\$ -</b>	<b>\$ -</b>	<b>\$ -</b>	<b>\$ -</b>	<b>0.0%</b>	<b>\$ -</b>	<b>0.0%</b>

6B.59

# SANTA CRUZ METROPOLITAN TRANSIT DISTRICT PRELIMINARY FY23 & FY24 OPERATING BUDGET

Fleet Maint - 4100

ACCOUNT	June-20	June-21	March-22	March-22		Increase/(Decrease) \$ VAR	%VAR	Increase/(Decrease) \$ VAR	%VAR
	BUDGET FY21	BUDGET FY22	BUDGET FY23	PLAN FY24	PLAN FY24				
<b>TAXES</b>									
507051 Fuel Tax	\$ 15,000	\$ 17,000	\$ 17,500	\$ 18,000	\$ 18,000	\$ 500	2.9%	\$ 500	2.9%
507201 Licenses & Permits	-	-	-	-	-	-	0.0%	-	0.0%
507999 Other Taxes	-	-	-	-	-	-	0.0%	-	0.0%
<b>Totals</b>	<b>\$ 15,000</b>	<b>\$ 17,000</b>	<b>\$ 17,500</b>	<b>\$ 18,000</b>	<b>\$ 18,000</b>	<b>\$ 500</b>	<b>2.9%</b>	<b>\$ 500</b>	<b>2.9%</b>
<b>MISC EXPENSE</b>									
509011 Dues/Subscriptions	\$ 8,000	\$ 8,000	\$ 8,100	\$ 8,100	\$ 8,100	\$ 100	1.3%	\$ -	0.0%
509081 Advertising - District Promo	-	-	-	-	-	-	0.0%	-	0.0%
509101 Employee Incentive Program	-	-	-	-	-	-	0.0%	-	0.0%
509121 Employee Training	20,672	16,000	17,050	17,250	17,250	1,050	6.6%	200	1.2%
509122 BOD Travel	-	-	-	-	-	-	0.0%	-	0.0%
509123 Travel	15,000	8,000	8,000	8,000	8,000	-	0.0%	-	0.0%
509125 Local Meeting Expense	-	-	-	-	-	-	0.0%	-	0.0%
509127 Board Director Fees	-	-	-	-	-	-	0.0%	-	0.0%
509150 Contributions	-	-	-	-	-	-	0.0%	-	0.0%
509198 Cash Over/Short	-	-	-	-	-	-	0.0%	-	0.0%
509999 Other Misc Expense	-	-	-	-	-	-	0.0%	-	0.0%
<b>Totals</b>	<b>\$ 43,672</b>	<b>\$ 32,000</b>	<b>\$ 33,150</b>	<b>\$ 33,350</b>	<b>\$ 33,350</b>	<b>\$ 1,150</b>	<b>3.6%</b>	<b>\$ 200</b>	<b>0.6%</b>
<b>INTEREST EXPENSE &amp; DEBT SERVICE</b>									
511102 Interest Expense - Loan	\$ -	\$ -	\$ -	\$ -	\$ -	\$ -	0.0%	\$ -	0.0%
511103 Interest Expense - POB	\$ -	\$ -	\$ -	\$ -	\$ -	\$ -	0.0%	\$ -	0.0%
524000 Principal - POB	\$ -	\$ -	\$ -	\$ -	\$ -	\$ -	0.0%	\$ -	0.0%
<b>Totals</b>	<b>\$ -</b>	<b>\$ -</b>	<b>\$ -</b>	<b>\$ -</b>	<b>\$ -</b>	<b>\$ -</b>	<b>0.0%</b>	<b>\$ -</b>	<b>0.0%</b>
<b>LEASES &amp; RENTALS</b>									
512011 Facility Lease	\$ -	\$ -	\$ -	\$ -	\$ -	\$ -	0.0%	\$ -	0.0%
512061 Equipment Rental	1,500	1,500	1,500	1,500	1,500	-	0.0%	-	0.0%
<b>Totals</b>	<b>\$ 1,500</b>	<b>\$ 1,500</b>	<b>\$ 1,500</b>	<b>\$ 1,500</b>	<b>\$ 1,500</b>	<b>\$ -</b>	<b>0.0%</b>	<b>\$ -</b>	<b>0.0%</b>
<b>PERSONNEL TOTAL</b>	<b>\$ 4,857,568</b>	<b>\$ 5,092,406</b>	<b>\$ 4,306,680</b>	<b>\$ 4,406,909</b>	<b>\$ 4,406,909</b>	<b>\$ 100,229</b>	<b>(15.4%)</b>	<b>\$ 100,229</b>	<b>2.3%</b>
<b>NON-PERSONNEL TOTAL</b>	<b>\$ 3,554,472</b>	<b>\$ 3,651,646</b>	<b>\$ 4,126,960</b>	<b>\$ 4,113,064</b>	<b>\$ 4,113,064</b>	<b>\$ (13,896)</b>	<b>13.0%</b>	<b>\$ (13,896)</b>	<b>(0.3%)</b>
<b>TOTAL OPERATING EXPENSES</b>	<b>\$ 8,412,040</b>	<b>\$ 8,744,052</b>	<b>\$ 8,433,640</b>	<b>\$ 8,519,973</b>	<b>\$ 8,519,973</b>	<b>\$ 86,333</b>	<b>(3.5%)</b>	<b>\$ 86,333</b>	<b>1.0%</b>

6B.60

# SANTA CRUZ METROPOLITAN TRANSIT DISTRICT PRELIMINARY FY23 & FY24 OPERATING BUDGET

District Counsel - 1700

ACCOUNT SERVICES	June-20	June-21	March-22	March-22		Increase/(Decrease) \$ VAR	%VAR	Increase/(Decrease) \$ VAR	%VAR
	BUDGET FY21	BUDGET FY22	BUDGET FY23	PLAN FY24	PLAN FY24				
503011 Accting/Audit Fees	\$ -	\$ -	\$ -	\$ -	\$ -	\$ -	0.0%	\$ -	0.0%
503012 Admin/Bank Fees	-	-	-	-	-	-	0.0%	-	0.0%
503031 Prof/Technical Fees	6,000	3,000	3,091	3,166	75	75	3.0%	75	2.4%
503032 Legislative Services	-	-	-	-	-	-	0.0%	-	0.0%
503033 Legal Services	400,000	400,000	435,096	441,362	6,266	6,266	8.8%	6,266	1.4%
503034 Pre-Employment Exams	-	-	-	-	-	-	0.0%	-	0.0%
503041 Temp Help	-	-	-	-	-	-	0.0%	-	0.0%
503161 Custodial Services	-	-	-	-	-	-	0.0%	-	0.0%
503162 Uniforms/Laundry	-	-	-	-	-	-	0.0%	-	0.0%
503171 Security Services	-	-	-	-	-	-	0.0%	-	0.0%
503221 Classified/Legal Ads	-	-	-	-	-	-	0.0%	-	0.0%
503222 Legal Ads	-	-	-	-	-	-	0.0%	-	0.0%
503225 Graphic Services	-	-	-	-	-	-	0.0%	-	0.0%
503351 Repair - Bldg & Impr	-	-	-	-	-	-	0.0%	-	0.0%
503352 Repair - Equipment	-	-	-	-	-	-	0.0%	-	0.0%
503353 Repair - Rev Vehicle	-	-	-	-	-	-	0.0%	-	0.0%
503354 Repair - Non Rev Vehicle	-	-	-	-	-	-	0.0%	-	0.0%
503363 Haz Mat Disposal	-	-	-	-	-	-	0.0%	-	0.0%
<b>Totals</b>	<b>\$ 406,000</b>	<b>\$ 403,000</b>	<b>\$ 438,187</b>	<b>\$ 444,528</b>	<b>\$ 6,341</b>	<b>\$ 6,341</b>	<b>8.7%</b>	<b>\$ 6,341</b>	<b>1.4%</b>
<b>PERSONNEL TOTAL</b>	<b>\$ -</b>	<b>\$ -</b>	<b>\$ -</b>	<b>\$ -</b>	<b>\$ -</b>	<b>\$ -</b>	<b>0.0%</b>	<b>\$ -</b>	<b>0.0%</b>
<b>NON-PERSONNEL TOTAL</b>	<b>\$ 406,000</b>	<b>\$ 403,000</b>	<b>\$ 438,187</b>	<b>\$ 444,528</b>	<b>\$ 6,341</b>	<b>\$ 6,341</b>	<b>8.7%</b>	<b>\$ 6,341</b>	<b>1.4%</b>
<b>TOTAL OPERATING EXPENSES</b>	<b>\$ 406,000</b>	<b>\$ 403,000</b>	<b>\$ 438,187</b>	<b>\$ 444,528</b>	<b>\$ 6,341</b>	<b>\$ 6,341</b>	<b>8.7%</b>	<b>\$ 6,341</b>	<b>1.4%</b>

6B.61

# SANTA CRUZ METROPOLITAN TRANSIT DISTRICT PRELIMINARY FY23 & FY24 OPERATING BUDGET

Retirees - 9005

ACCOUNT	June-20	June-21	March-22	March-22		Increase/(Decrease) \$ VAR	%VAR	Increase/(Decrease) \$ VAR	%VAR
	BUDGET FY21	BUDGET FY22	BUDGET FY23	PLAN FY24	PLAN FY24				
<b>FRINGE BENEFITS</b>									
502011 Medicare/Soc. Sec.	\$ -	\$ -	\$ -	\$ -	\$ -	\$ -	0.0%	\$ -	0.0%
502021 Retirement	-	-	-	-	-	-	0.0%	-	0.0%
Retirement UAL	-	-	-	-	-	-	0.0%	-	0.0%
502031 Medical	3,295,524	3,369,060	3,431,057	3,623,198	3,623,198	192,141	1.8%	192,141	5.6%
502041 Dental	63,016	52,728	57,445	58,308	58,308	863	8.9%	863	1.5%
502045 Vision	17,537	15,894	16,692	17,196	17,196	504	5.0%	504	3.0%
502051 Life/AD&D/EAP	6,532	6,007	6,336	6,528	6,528	192	5.5%	192	3.0%
502060 State Disability Ins (SDI)	-	-	-	-	-	-	0.0%	-	0.0%
502061 Long Term Disability Ins	-	-	-	-	-	-	0.0%	-	0.0%
502071 State Unemployment Ins (SUI)	-	-	-	-	-	-	0.0%	-	0.0%
502081 Worker's Comp Ins	-	-	-	-	-	-	0.0%	-	0.0%
502101 Holiday Pay	-	-	-	-	-	-	0.0%	-	0.0%
502103 Floating Holiday	-	-	-	-	-	-	0.0%	-	0.0%
502109 Sick Leave	-	-	-	-	-	-	0.0%	-	0.0%
502111 Annual Leave	-	-	-	-	-	-	0.0%	-	0.0%
502121 Other Paid Absence	-	-	-	-	-	-	0.0%	-	0.0%
502251 Phys. Exams	-	-	-	-	-	-	0.0%	-	0.0%
502253 Driver Lic Renewal	-	-	-	-	-	-	0.0%	-	0.0%
502999 Other Fringe Benefits	1,165	99,002	110,810	117,015	117,015	6,205	11.9%	6,205	5.6%
<b>Totals</b>	<b>\$ 3,383,772</b>	<b>\$ 3,542,691</b>	<b>\$ 3,622,340</b>	<b>\$ 3,822,245</b>	<b>\$ 3,822,245</b>	<b>\$ 199,905</b>	<b>2.2%</b>	<b>\$ 199,905</b>	<b>5.5%</b>
<hr/>									
<b>PERSONNEL TOTAL</b>	<b>\$ 3,383,772</b>	<b>\$ 3,542,691</b>	<b>\$ 3,622,340</b>	<b>\$ 3,822,245</b>	<b>\$ 3,822,245</b>	<b>\$ 199,905</b>	<b>2.2%</b>	<b>\$ 199,905</b>	<b>5.5%</b>
<b>NON-PERSONNEL TOTAL</b>	<b>\$ -</b>	<b>\$ -</b>	<b>\$ -</b>	<b>\$ -</b>	<b>\$ -</b>	<b>\$ -</b>	<b>0.0%</b>	<b>\$ -</b>	<b>0.0%</b>
<hr/>									
<b>TOTAL OPERATING EXPENSES</b>	<b>\$ 3,383,772</b>	<b>\$ 3,542,691</b>	<b>\$ 3,622,340</b>	<b>\$ 3,822,245</b>	<b>\$ 3,822,245</b>	<b>\$ 199,905</b>	<b>2.2%</b>	<b>\$ 199,905</b>	<b>5.5%</b>

6B.62

**SANTA CRUZ METROPOLITAN TRANSIT DISTRICT  
PRELIMINARY FY23 & FY24 OPERATING BUDGET**

COVID - 9002

ACCOUNT SERVICES	June-20	June-21	March-22	March-22		Increase/(Decrease) %VAR	Increase/(Decrease) \$ VAR	March-22 PLAN FY24	Increase/(Decrease) \$ VAR	% VAR
	BUDGET FY21	BUDGET FY22	BUDGET FY23	BUDGET FY24	PLAN FY24					
503011 Accting/Audit Fees	\$ -	\$ -	\$ -	\$ -	\$ -	0.0%	\$ -	-	\$ -	0.0%
503012 Admin/Bank Fees	-	-	-	-	-	0.0%	-	-	-	0.0%
503031 Prof/Technical Fees	-	-	-	-	-	0.0%	-	-	-	0.0%
503032 Legislative Services	-	-	-	-	-	0.0%	-	-	-	0.0%
503033 Legal Services	-	-	-	-	-	0.0%	-	-	-	0.0%
503034 Pre-Employment Exams	-	-	-	-	-	0.0%	-	-	-	0.0%
503041 Temp Help	-	-	145,000	145,000	145,000	100.0%	145,000	145,000	-	0.0%
503161 Custodial Services	-	-	-	-	-	0.0%	-	-	-	0.0%
503162 Uniforms/Laundry	-	-	-	-	-	0.0%	-	-	-	0.0%
503171 Security Services	-	-	-	-	-	0.0%	-	-	-	0.0%
503221 Classified/Legal Ads	-	-	-	-	-	0.0%	-	-	-	0.0%
503222 Legal Ads	-	-	-	-	-	0.0%	-	-	-	0.0%
503225 Graphic Services	-	-	-	-	-	0.0%	-	-	-	0.0%
503351 Repair - Bldg & Impr	-	-	-	-	-	0.0%	-	-	-	0.0%
503352 Repair - Equipment	-	-	-	-	-	0.0%	-	-	-	0.0%
503353 Repair - Rev Vehicle	-	-	-	-	-	0.0%	-	-	-	0.0%
503354 Repair - Non Rev Vehicle	-	-	-	-	-	0.0%	-	-	-	0.0%
503363 Haz Mat Disposal	-	-	-	-	-	0.0%	-	-	-	0.0%
<b>Totals</b>	<b>\$ -</b>	<b>\$ -</b>	<b>\$ 145,000</b>	<b>\$ 145,000</b>	<b>\$ 145,000</b>	<b>100.0%</b>	<b>\$ 145,000</b>	<b>145,000</b>	<b>\$ -</b>	<b>0.0%</b>

**6B.63**

**SANTA CRUZ METROPOLITAN TRANSIT DISTRICT  
PRELIMINARY FY23 & FY24 OPERATING BUDGET**

COVID - 9002

ACCOUNT	June-20	June-21	March-22	March-22		Increase/(Decrease) \$ VAR	Increase/(Decrease) %VAR	March-22 PLAN FY24	Increase/(Decrease) \$ VAR	Increase/(Decrease) % VAR
	BUDGET FY21	BUDGET FY22	BUDGET FY23	BUDGET FY24	PLAN FY24					
<b>OTHER MATERIALS &amp; SUPPLIES</b>										
504205 Freight Out	\$ -	\$ -	\$ -	\$ -	\$ -	\$ -	0.0%	-	\$ -	0.0%
504211 Postage & Mailing	-	-	-	-	-	-	0.0%	-	-	0.0%
504214 Promotional Items	-	-	-	-	-	-	0.0%	-	-	0.0%
504215 Printing	-	-	-	-	-	-	0.0%	-	-	0.0%
504217 Photo Supp/Process	-	-	-	-	-	-	0.0%	-	-	0.0%
504311 Office Supplies	-	-	-	-	-	-	0.0%	-	-	0.0%
504315 Safety Supplies	-	-	-	-	-	-	0.0%	-	-	0.0%
504316 COVID-19	-	121,347	152,712	152,712	31,365	25.8%	25.8%	145,035	(7,677)	(5.0%)
504317 Cleaning Supplies	-	-	-	-	-	-	0.0%	-	-	0.0%
504409 Repair/Maint Supplies	-	-	-	-	-	-	0.0%	-	-	0.0%
504417 Tenant Repairs	-	-	-	-	-	-	0.0%	-	-	0.0%
504421 Non-Inventory Parts	-	-	-	-	-	-	0.0%	-	-	0.0%
504511 Small Tools	-	-	-	-	-	-	0.0%	-	-	0.0%
504515 Employee Tool Replacement	-	-	-	-	-	-	0.0%	-	-	0.0%
<b>Totals</b>	<b>\$ -</b>	<b>\$ 121,347</b>	<b>\$ 152,712</b>	<b>\$ 152,712</b>	<b>\$ 31,365</b>	<b>25.8%</b>	<b>25.8%</b>	<b>\$ 145,035</b>	<b>\$ (7,677)</b>	<b>(5.0%)</b>
<b>PERSONNEL TOTAL</b>	<b>\$ -</b>	<b>\$ -</b>	<b>\$ -</b>	<b>\$ -</b>	<b>\$ -</b>	<b>0.0%</b>	<b>0.0%</b>	<b>\$ -</b>	<b>\$ -</b>	<b>0.0%</b>
<b>NON-PERSONNEL TOTAL</b>	<b>\$ -</b>	<b>\$ 121,347</b>	<b>\$ 297,712</b>	<b>\$ 297,712</b>	<b>\$ 176,365</b>	<b>145.3%</b>	<b>145.3%</b>	<b>\$ 290,035</b>	<b>\$ (7,677)</b>	<b>(2.6%)</b>
<b>TOTAL OPERATING EXPENSES</b>	<b>\$ -</b>	<b>\$ 121,347</b>	<b>\$ 297,712</b>	<b>\$ 297,712</b>	<b>\$ 176,365</b>	<b>145.3%</b>	<b>145.3%</b>	<b>\$ 290,035</b>	<b>\$ (7,677)</b>	<b>(2.6%)</b>

# SANTA CRUZ METROPOLITAN TRANSIT DISTRICT PRELIMINARY FY23 & FY24 OPERATING BUDGET

SCCIC - 700

ACCOUNT	June-20		June-21		March-22		March-22		Increase/(Decrease) \$ VAR	%VAR	Increase/(Decrease) \$ VAR	%VAR
	BUDGET FY21	BUDGET FY22	BUDGET FY22	BUDGET FY23	BUDGET FY23	PLAN FY24	PLAN FY24					
SERVICES												
503011 Accting/Audit Fees	\$ 250	\$ 250	\$ 250	\$ 275	\$ 275	\$ 300	\$ 300	\$ 25	10.0%	\$ 25	9.1%	9.1%
503012 Admin/Bank Fees	-	-	-	-	-	-	-	-	0.0%	-	0.0%	0.0%
503031 Prof/Technical Fees	-	-	-	-	-	-	-	-	0.0%	-	0.0%	0.0%
503032 Legislative Services	-	-	-	-	-	-	-	-	0.0%	-	0.0%	0.0%
503033 Legal Services	-	-	-	-	-	-	-	-	0.0%	-	0.0%	0.0%
503034 Pre-Employment Exams	-	-	-	-	-	-	-	-	0.0%	-	0.0%	0.0%
503041 Temp Help	-	-	-	-	-	-	-	-	0.0%	-	0.0%	0.0%
503161 Custodial Services	-	-	-	-	-	-	-	-	0.0%	-	0.0%	0.0%
503162 Uniforms/Laundry	-	-	-	-	-	-	-	-	0.0%	-	0.0%	0.0%
503171 Security Services	-	-	-	-	-	-	-	-	0.0%	-	0.0%	0.0%
503221 Classified/Legal Ads	-	-	-	-	-	-	-	-	0.0%	-	0.0%	0.0%
503222 Legal Ads	-	-	-	-	-	-	-	-	0.0%	-	0.0%	0.0%
503225 Graphic Services	-	-	-	-	-	-	-	-	0.0%	-	0.0%	0.0%
503351 Repair - Bldg & Impr	-	-	-	-	-	-	-	-	0.0%	-	0.0%	0.0%
503352 Repair - Equipment	-	-	-	-	-	-	-	-	0.0%	-	0.0%	0.0%
503353 Repair - Rev Vehicle	-	-	-	-	-	-	-	-	0.0%	-	0.0%	0.0%
503354 Repair - Non Rev Vehicle	-	-	-	-	-	-	-	-	0.0%	-	0.0%	0.0%
503363 Haz Mat Disposal	-	-	-	-	-	-	-	-	0.0%	-	0.0%	0.0%
<b>Totals</b>	<b>\$ 250</b>	<b>\$ 250</b>	<b>\$ 250</b>	<b>\$ 275</b>	<b>\$ 275</b>	<b>\$ 300</b>	<b>\$ 300</b>	<b>\$ 25</b>	<b>10.0%</b>	<b>\$ 25</b>	<b>9.1%</b>	<b>9.1%</b>
<b>PERSONNEL TOTAL</b>	<b>\$ -</b>	<b>\$ -</b>	<b>\$ -</b>	<b>\$ -</b>	<b>\$ -</b>	<b>\$ -</b>	<b>\$ -</b>	<b>\$ -</b>	<b>0.0%</b>	<b>\$ -</b>	<b>0.0%</b>	<b>0.0%</b>
<b>NON-PERSONNEL TOTAL</b>	<b>\$ 250</b>	<b>\$ 250</b>	<b>\$ 250</b>	<b>\$ 275</b>	<b>\$ 275</b>	<b>\$ 300</b>	<b>\$ 300</b>	<b>\$ 25</b>	<b>10.0%</b>	<b>\$ 25</b>	<b>9.1%</b>	<b>9.1%</b>
<b>TOTAL OPERATING EXPENSES</b>	<b>\$ 250</b>	<b>\$ 250</b>	<b>\$ 250</b>	<b>\$ 275</b>	<b>\$ 275</b>	<b>\$ 300</b>	<b>\$ 300</b>	<b>\$ 25</b>	<b>10.0%</b>	<b>\$ 25</b>	<b>9.1%</b>	<b>9.1%</b>

6B.65

- THIS PAGE INTENTIONALLY LEFT BLANK -



