

SANTA CRUZ METROPOLITAN TRANSIT DISTRICT

BOARD OF DIRECTORS REGULAR MEETING AGENDA
MAY 9, 2008 (Second Friday of Each Month)
SCMTD ENCINAL CONFERENCE ROOM
370 ENCINAL STREET, SUITE 100
SANTA CRUZ, CALIFORNIA
9:00 a.m. – 11:00 a.m.

THE BOARD AGENDA PACKET CAN BE FOUND ONLINE AT WWW.SCMTD.COM

NOTE: THE BOARD CHAIR MAY TAKE ITEMS OUT OF ORDER

SECTION I: OPEN SESSION - 9:00 a.m.

1. ROLL CALL
2. ORAL AND WRITTEN COMMUNICATION TO THE BOARD OF DIRECTORS
 - a. None
3. LABOR ORGANIZATION COMMUNICATIONS
4. ADDITIONAL DOCUMENTATION TO SUPPORT EXISTING AGENDA ITEMS

CONSENT AGENDA

- 5-1. ACCEPT AND FILE PRELIMINARILY APPROVED CLAIMS FOR THE MONTH OF APRIL 2008
- 5-2. ACCEPT AND FILE MONTHLY BUDGET STATUS REPORT FOR MARCH 2008
- 5-3. CONSIDERATION OF TORT CLAIMS: NONE
- 5-4. ACCEPT AND FILE THE METRO ADVISORY COMMITTEE (MAC) AGENDA FOR MAY 21, 2008 AND MINUTES OF MARCH 19, 2008
- 5-5. ACCEPT AND FILE PARACRUZ OPERATIONS STATUS REPORT FOR THE MONTH OF FEBRUARY 2008
- 5-6. ACCEPT AND FILE METROBASE PROJECT STATUS REPORT
- 5-7. CONSIDERATION OF APPROVAL OF RESOLUTION AUTHORIZING SUBMITTAL OF REVISED FY 2009 TDA CLAIM

REGULAR AGENDA

6. PRESENTATION OF EMPLOYEE LONGEVITY AWARDS
Presented by: Chair Beautz
THIS PRESENTATION WILL TAKE PLACE AT THE MAY 23, 2008 BOARD MEETING
7. PUBLIC HEARING: CONSIDERATION OF FY09 & FY10 DRAFT FINAL BUDGET
Presented By: Angela Aitken, Finance Manager
PUBLIC HEARING WILL TAKE PLACE AT THE MAY 23, 2008 BOARD MEETING
8. CONSIDERATION OF AUTHORIZATION ISSUES BEING CONSIDERED BY THE AMERICAN PUBLIC TRANSPORTATION ASSOCIATION AUTHORIZATION TASK FORCE REGARDING FEDERAL TRANSIT FUNDING
Presented By: Leslie R. White, General Manager
9. CONSIDERATION OF DROPPED SERVICE ANALYSIS REPORT
Presented By: Ciro Aguirre, Operations Manager
10. CONSIDERATION OF METRO PARACRUZ ALLIANCE/DIALYSIS TRANSITIONAL REPORT
Presented By: April Warnock, Paratransit Superintendent
11. CONSIDERATION OF RESOLUTION PROPOSING MODIFICATIONS TO METRO'S BYLAWS FOR PURPOSES OF CLARITY AND TO DOCUMENT CURRENT METRO PRACTICES
Presented By: Margaret Gallagher, District Counsel
12. CONSIDERATION OF AUTHORIZING THE GENERAL MANAGER TO EXECUTE A NEW CONTRACT ADDENDUM TO THE STATE OF CALIFORNIA PURCHASE CARDS PROGRAM MASTER SERVICE AGREEMENT WITH U.S. BANK
Presented By: Angela Aitken, Finance Manager
ACTION REQUESTED AT THE MAY 9, 2008 BOARD MEETING
13. CONSIDERATION OF PROVISION OF FREE FARES FOR PARACRUZ PASSENGERS TO SUPPORT THE UNITED TRANSPORTATION UNION LOCAL 23 SENIOR DINNER SCHEDULED TO BE HELD MAY 24, 2008
Presented By: Leslie R. White, General Manager
ACTION REQUESTED AT THE MAY 9, 2008 BOARD MEETING
14. ORAL ANNOUNCEMENT: NOTIFICATION OF MEETING LOCATION FOR MAY 25, 2007 – CAPITOLA CITY COUNCIL CHAMBERS, 420 CAPITOLA AVE, CAPITOLA
Presented By: Vice Chair Bustichi
ACTION REQUESTED AT THE MAY 9, 2008 BOARD MEETING
15. REVIEW OF ITEMS TO BE DISCUSSED IN CLOSED SESSION: District Counsel
16. ORAL AND WRITTEN COMMUNICATIONS REGARDING CLOSED SESSION

SECTION II: CLOSED SESSION

1. CONFERENCE WITH LABOR NEGOTIATORS
(Pursuant to Government Code Section 54957.6)
 - a. Agency Negotiators Robyn Slater, Human Resources Manager,
Chief Spokesperson
Ciro Aguirre, Operations Manager
Angela Aitken, Finance Manager
Mary Ferrick, Base Superintendent
 1. Employee Organization United Transportation Union (UTU), Local
23, Fixed Route
2. CONFERENCE WITH REAL PROPERTY NEGOTIATORS
(Pursuant to Government Code Section 54956.8)
 - a. Property: 246 Kings Village Rd, Scotts Valley, CA
(APN #022-221-91)
Negotiating Parties: Margaret Gallagher and Leslie R. White for SCMTD
Stacy Austin, Town Center Homes LLC, Brooks
Properties, LLC
 - b. Property: 425 Front Street, Santa Cruz, CA
Negotiating parties: Ceil Cirillo, Tony Condotti, and Leslie R. White for
SCMTD
Mark Fallis for Greyhound/Transportation Realty
Income Partners L.P., Owner of 425 Front Street
Under Negotiation: Price and Terms of Payment
3. CONFERENCE WITH LEGAL COUNSEL – EXISTING LITIGATION
(Pursuant to Government Code Section 54956.9)
 - a. Name of Case: SCMTD vs. Transportation Realty Income Partners
L.P., Greyhound Lines, et al.
(Complaint in Eminent Domain)

SECTION III: RECONVENE TO OPEN SESSION

17. REPORT OF CLOSED SESSION

ADJOURN

NOTICE TO PUBLIC

Members of the public may address the Board of Directors on a topic not on the agenda but within the jurisdiction of the Board of Directors or on the consent agenda by approaching the

Board during consideration of Agenda Item #2 "Oral and Written Communications", under Section I. Presentations will be limited in time in accordance with District Resolution 69-2-1.

When addressing the Board, the individual may, but is not required to, provide his/her name and address in an audible tone for the record.

Members of the public may address the Board of Directors on a topic on the agenda by approaching the Board immediately after presentation of the staff report but before the Board of Directors' deliberation on the topic to be addressed. Presentations will be limited in time in accordance with District Resolution 69-2-1.

The Santa Cruz Metropolitan Transit District does not discriminate on the basis of disability. The Encinal Conference Room is located in an accessible facility. Any person who requires an accommodation or an auxiliary aid or service to participate in the meeting, please contact Cindi Thomas at 831-426-6080 as soon as possible in advance of the Board of Directors meeting. Hearing impaired individuals should call 711 for assistance in contacting METRO regarding special requirements to participate in the Board meeting.

SANTA CRUZ METROPOLITAN TRANSIT DISTRICT
 CHECK JOURNAL DETAIL BY CHECK NUMBER
 ALL CHECKS FOR COAST COMMERCIAL BANK

DATE: 04/01/08 THRU 04/30/08

CHECK NUMBER	CHECK DATE	CHECK AMOUNT	VENDOR	VENDOR NAME	VENDOR TYPE	TRANS. NUMBER	TRANSACTION DESCRIPTION	TRANSACTION AMOUNT	COMMENT
18216	04/17/08	-734.96	002843	ANECITO, NANCY		7584	SETTLEMENT	-734.96	**VOID
25206	04/24/08	-561.90	001173	MURPHCO OF FLORIDA, INC		18248	EMP TRAVEL/MCGLAZE	-561.90	**VOID
25366	04/04/08	161.34	002069	A TOOL SHED, INC.		18309	EQUIP RENTAL	161.34	
25367	04/04/08	176.63	002861	AMERICAN MESSAGING SVCS, LLC		18549	APRIL PAGERS	176.63	
25368	04/04/08	161.37	294	ANDY'S AUTO SUPPLY	0	18194	PARTS & SUPPLIES	9.46	
						18195	CLEANING SUPPLIES	124.78	
						18304	PARTS & SUPPLIES	27.13	
25369	04/04/08	17,236.11	941	ASSURANT EMPLOYEE BENEFITS		18673	APR LTD INS	17,236.11	
25370	04/04/08	156.30	580	BLOCK AND COMPANY, INC.		18511	OFFICE SUPPLY/MTC	154.15	
						18512	OFFICE SUPPLY/MTC	104.91	
						18513	CREDIT MEMO	-102.76	
25371	04/04/08	584.64	002627	CDW GOVERNMENT, INC.		18253	OFFICE SUPPLIES/IT	274.35	
						18254	OFFICE SUPPLIES/IT	310.29	
25372	04/04/08	900.00	983	CENTRAL MAINTENANCE COMPANY		18633	MAR JANITORIAL/PT	900.00	
25373	04/04/08	985.75	001113	CLARKE, SUSAN	7	18645	EXT BUS ANNOUNC/AUD	985.75	
25374	04/04/08	2,898.56	909	CLASSIC GRAPHICS		18492	OUT RPR REV VEH	2,898.56	
25375	04/04/08	72.53	707	CLEARBLU ENVIRONMENTAL		18508	REPAIRS/MAINTENANCE	72.53	
25376	04/04/08	21,981.47	953	COALINGA MOTORS, INC.		18521	08 CHEV TRUCK	21,981.47	
25377	04/04/08	86.62	002063	COSTCO		18329	LOCAL MEETING EXP	27.29	
						18601	OFFICE SUPPLY/OPS	59.33	
25378	04/04/08	21.95	418	COUNTY OF SANTA CRUZ		18280	FEB CNG/FLT	21.95	
25379	04/04/08	1,100.97	001000	DAIMLER BUSES N. AMERICA INC.		18467	REV VEH PARTS	434.54	
						18526	REV VEH PARTS	13.02	
						18528	REV VEH PARTS	417.88	
						18647	REV VEH PARTS	235.53	
25380	04/04/08	1,809.79	157	DELL MARKETING L.P.		18342	OFFICE SUPPLIES/IT	1,809.79	
25381	04/04/08	41,164.79	800	DELTA DENTAL PLAN		18510	APRIL DENTAL	41,164.79	
25382	04/04/08	40.30	001271	DEPARTMENT OF MOTOR VEHICLES		18599	4 VC BOOKS	40.30	VOIDED
25382	04/24/08	-40.30	001271	DEPARTMENT OF MOTOR VEHICLES		18599	4 VC BOOKS	-40.30	**VOID
25383	04/04/08	13,253.57	001316	DEVCO OIL		18657	3/23-3/29 FUEL FLT	13,253.57	
25384	04/04/08	8,244.67	001799	DILLINGHAM TICKET CO.		18592	08 BUS PASSES	4,151.23	
						18593	09 BUS PASSES	4,093.44	
25385	04/04/08	5,231.55	085	DIXON & SON TIRE, INC.		18260	TIRES & TUBES	147.40	
						18264	TIRES & TUBES	819.94	
						18265	TIRES & TUBES	3,627.43	
						18266	TIRES & TUBES	211.05	
						18267	TIRES & TUBES	232.25	
						18268	TIRES & TUBES	193.48	
25386	04/04/08	45.00	002388	DOGHERRA'S	7	18474	TOW # 318	45.00	
25387	04/04/08	231.00	001492	EVERGREEN OIL INC.		18346	HAZ WASTE DISP	231.00	
25388	04/04/08	1,048.88	282	GRAINGER		18348	PARTS & SUPPLIES	369.62	
						18349	PARTS & SUPPLIES	140.62	
						18350	PARTS & SUPPLIES	226.16	
						18355	CREDIT MEMO	-245.51	
						18356	PARTS & SUPPLIES	245.51	
						18378	WATER COOLER/MB	312.48	
25389	04/04/08	192.50	E021	HILTNER, THOMAS		18679	3/17-3/20 DBE WRKSH	192.50	
25390	04/04/08	214.90	R520	HOLGUIN, CLAIRE		18569	SETTLEMENT/RISK	214.90	
25391	04/04/08	10.42	166	HOSE SHOP, THE		18557	PARTS & SUPPLIES	10.42	
25392	04/04/08	781.20	215A	IKON FINANCIAL SERVICES		18591	4/1-6/30 LEASE	781.20	

5-1-1

SANTA CRUZ METROPOLITAN TRANSIT DISTRICT
 CHECK JOURNAL DETAIL BY CHECK NUMBER
 ALL CHECKS FOR COAST COMMERCIAL BANK

DATE: 04/01/08 THRU 04/30/08

CHECK NUMBER	CHECK DATE	CHECK AMOUNT	VENDOR	VENDOR NAME	VENDOR TYPE	TRANS. NUMBER	TRANSACTION DESCRIPTION	TRANSACTION AMOUNT	COMMENT
25393	04/04/08	2,865.73	002117	IULIANO	7	18559	07/08 PROP TAX # 2	384.30	
						18560	07/08 PROP TAX # 2	2,481.43	
25394	04/04/08	51.65	074	KENVILLE LOCKSMITHS	7	18292	REV VEH PARTS	29.95	
						18374	REPAIRS/MAINTENANCE	21.70	
25395	04/04/08	84.00	001401	KIPLINGER CALIFORNIA LETTER		18676	5/08-5/09 RENEWAL	84.00	
25396	04/04/08	10.00	E117	LIPPERD, SANDRA		18644	DMV FEES	10.00	
25397	04/04/08	223.63	107A	LUMBERMENS		18314	PARTS & SUPPLIES	163.15	
						18366	REPAIRS/MAINTENANCE	25.36	
						18627	PARTS & SUPPLIES	35.12	
25398	04/04/08	839.80	001145	MANAGED HEALTH NETWORK		18674	APR EAP PREMIUM	839.80	
25399	04/04/08	2,961.45	001358	MARINA MOTOR COMPANY		18255	OUT REPAIR # 319	1,798.39	
						18257	OUT REPAIR #309	1,163.06	
25400	04/04/08	686.72	041	MISSION UNIFORM		18261	UNIF/LAUNDRY/PT	53.00	
						18282	UNIF/LAUNDRY/FAC	8.00	
						18305	UNIF/LAUNDRY/FLT	42.93	
						18306	UNIF/LAUNDRY/FLT	128.32	
						18307	UNIF/LAUNDRY/FLT	58.68	
						18308	UNIF/LAUNDRY/FLT	276.33	
						18315	UNIF/LAUNDRY/FAC	97.14	
						18619	UNIF/LAUNDRY/FAC	22.32	
25401	04/04/08	2,213.58	819	MONEY SYSTEMS TECHNOLOGY, INC.		18594	DELL COMPUTER	2,213.58	
25402	04/04/08	551.13	288	MUNCIE TRANSIT SUPPLY		18279	REV VEH PARTS	551.13	
25403	04/04/08	26,965.62	002891	NCLN20, INC.		18570	FEB SECURITY	26,965.62	
25404	04/04/08	1,408.64	001063	NEW FLYER INDUSTRIES LIMITED		18529	REV VEH PARTS	13.28	
						18530	REV VEH PARTS	1,358.56	
						18531	REV VEH PARTS	36.80	
25405	04/04/08	158.62	004	NORTH BAY FORD LINC-MERCURY		18186	REV VEH PARTS	21.44	
						18189	REV VEH PARTS	98.89	
						18262	REV VEH PARTS	15.15	
						18291	REV VEH PARTS	23.14	
25407	04/04/08	3,889.01	043	PALACE ART & OFFICE SUPPLY		18325	OFFICE SUPPLY/FIN	85.39	
						18330	OFFICE SUPPLY/LGL	65.85	
						18333	OFFICE SUPPLY/ADM	291.87	
						18334	OFFICE SUPPLY/ADM	10.58	
						18343	OFFICE SUPPLY/IT	609.23	
						18344	OFFICE SUPPLY/IT	178.48	
						18345	OFFICE SUPPLY/IT	458.82	
						18536	OFFICE SUPPLIES/FLT	221.20	
						18537	OFFICE SUPPLY/MTC	346.01	
						18538	OFFICE SUPPLY/MTC	269.13	
						18539	OFFICE SUPPLY/MTC	97.54	
						18595	OFFICE SUPPLIES/OPS	791.11	
						18596	OFFICE SUPPLY/OPS	10.74	
						18597	OFFICE SUPPLY/OPS	36.20	
						18598	CREDIT MEMO	-35.26	
						18600	OFFICE SUPPLIES/OPS	452.12	
25408	04/04/08	534.93	883	RCR FABRICATION AND DESIGN		18370	PIPE THREAD	534.93	
25409	04/04/08	127.54	061	REGISTER PAJARONIAN		18332	PUB NOTICE ADM 3/12	127.54	
25410	04/04/08	27,640.33	966	S.C. FUELS	0	18540	FUEL/FLT	27,640.33	
25411	04/04/08	87.13	018	SALINAS VALLEY FORD SALES		18298	SMALL TOOL	53.56	

5-1.2

SANTA CRUZ METROPOLITAN TRANSIT DISTRICT
 CHECK JOURNAL DETAIL BY CHECK NUMBER
 ALL CHECKS FOR COAST COMMERCIAL BANK

DATE: 04/01/08 THRU 04/30/08

CHECK NUMBER	CHECK DATE	CHECK AMOUNT	VENDOR	VENDOR NAME	VENDOR TYPE	TRANS. NUMBER	TRANSACTION DESCRIPTION	TRANSACTION AMOUNT	COMMENT
25412	04/04/08	285.49	135	SANTA CRUZ AUTO PARTS, INC.		18469	REV VEH PARTS	33.57	
						18270	REV VEH PARTS	37.30	
						18283	SMALL TOOLS	11.82	
						18301	PARTS & SUPPLIES	8.95	
						18302	REV VEH PARTS	22.22	
						18303	REV VEH PARTS	32.60	
						18312	PARTS & SUPPLIES	12.76	
						18313	SMALL TOOL	11.52	
						18354	SMALL TOOLS	18.34	
						18457	REV VEH PARTS	129.98	
25413	04/04/08	441.60	002573	SANTA CRUZ COUNTY TAX COLLECTR		18646	2007-08 PROP TAX 2ND	441.60	
25414	04/04/08	8,368.89	079	SANTA CRUZ MUNICIPAL UTILITIES		18563	2/22-3/20 ENCINAL	137.65	
						18564	2/22-3/20 ENCINAL	817.64	
						18618	2/22-3/20 RIVER ST	2,166.32	
						18628	2/22-3/20 DUBOIS	366.83	
						18629	2/22-3/20 GOLF CLB	946.92	
						18630	2/22-3/20 VERNON	95.89	
						18631	2/22-3/20 VERNON	398.96	
						18652	2/23-3/21 PACIFIC	2,654.40	
						18653	2/23-3/21 PACIFIC	88.29	
						18654	2/22-3/20 1122 RIVER	338.46	
						18655	2/22-3/20 DUBOIS	111.29	
						18672	2/29-3/20 1217 RIVER	246.24	
25415	04/04/08	162.48	001121	SILENT PARTNER SECURITY SYS.		18375	ALARM SVC CALL	162.48	
25416	04/04/08	1,251.99	001075	SOQUEL III ASSOCIATES	7	18678	CAM ADJUSTMENTS	1,251.99	
25417	04/04/08	3,864.80	001036	STANDARD INSURANCE COMPANY		18675	APR LIFE/AD&D INS	3,864.80	
25418	04/04/08	181.79	104	STATE STEEL COMPANY	0	18368	PARTS & SUPPLIES	52.02	
						18369	PARTS & SUPPLIES	129.77	
25420	04/04/08	1,050.00	001165	THANH N. VU MD	7	18572	MEDICAL EXAM	75.00	
						18573	MEDICAL EXAM	75.00	
						18574	MEDICAL EXAM	75.00	
						18575	MEDICAL EXAM	75.00	
						18576	MEDICAL EXAM	75.00	
						18577	MEDICAL EXAM	75.00	
						18578	MEDICAL EXAM	75.00	
						18579	MEDICAL EXAM	75.00	
						18580	MEDICAL EXAM	75.00	
						18581	MEDICAL EXAM	75.00	
						18582	MEDICAL EXAM	75.00	
						18636	MEDICAL EXAM	75.00	
						18637	MEDICAL EXAM	75.00	
						18638	MEDICAL EXAM	75.00	
25421	04/04/08	454.82	002504	TIFCO INDUSTRIES		18271	CREDIT MEMO	-5.37	
						18272	CREDIT MEMO	-28.21	
						18534	PARTS & SUPPLIES	96.22	
						18535	PARTS & SUPPLIES	261.73	
25422	04/04/08	465.58	170	TOWNSEND'S AUTO PARTS		18650	PARTS & SUPPLIES	130.45	
						18362	REV VEH PARTS	178.76	
25423	04/04/08	10.83	946	UNITED SITE SERVICES		18364	PARTS & SUPPLIES	286.82	
						18571	FENCE RENTAL/DUBOIS	10.83	

5-1.3

SANTA CRUZ METROPOLITAN TRANSIT DISTRICT
 CHECK JOURNAL DETAIL BY CHECK NUMBER
 ALL CHECKS FOR COAST COMMERCIAL BANK

DATE: 04/01/08 THRU 04/30/08

CHECK NUMBER	CHECK DATE	CHECK AMOUNT	VENDOR	VENDOR NAME	VENDOR TYPE	TRANS. NUMBER	TRANSACTION DESCRIPTION	TRANSACTION AMOUNT	COMMENT
25424	04/04/08	53.21	434B	VERIZON CALIFORNIA		18541	MT BIEWLASKI	53.21	
25425	04/04/08	6,873.75	676	WEBER, HAYES & ASSOCIATES		18335	ENV ASSESS/PACIFIC	6,873.75	
25426	04/04/08	49.80	186	WILSON, GEORGE H., INC.		18184	REPAIRS/MAINTENANCE	49.80	
25427	04/04/08	268.00	915	WORKIN.COM, INC.		18561	3/14-4/13 JOB POST	268.00	
25428	04/04/08	75.57	147	ZEE MEDICAL SERVICE CO.		18509	SAFETY SUPPLIES	75.57	
25429	04/11/08	156.89	002069	A TOOL SHED, INC.		18376	EQUIP RENTAL	156.89	
25430	04/11/08	756.00	002876	AA AUTO COLLISION CENTER		18464	OUT RPR OTH VEH	378.00	
						18465	OUT RPR OTH VEH	378.00	
25431	04/11/08	417.71	001263	ABBOTT STREET RADIATOR, INC.		18548	OUT RPR REV VEH	417.71	
25432	04/11/08	501.86	002881	ADVANCED ELECTRONICS SOLUTIONS		18609	REV VEH PARTS	501.86	
25433	04/11/08	208.00	382	AIRTEC SERVICE		18705	OUT RPR/ ENCINAL	208.00	
25434	04/11/08	304.42	E437	AITKEN, ANGELA		18741	OFFICE SUPPLIES/FIN	77.66	
						18775	MISC SUPPLIES/UTU	226.76	
25435	04/11/08	690.00	001128	ALWAYS TOWING & RECOVERY, INC		18461	TOW #2311	690.00	
25436	04/11/08	23.11	294	ANDY'S AUTO SUPPLY	0	18365	PARTS & SUPPLIES	23.11	
25437	04/11/08	5,104.88	001A	AT&T/MCI		18692	MARCH PHONES	1,817.60	
						18742	FEB PHONES/PT	42.71	
						18755	FEB PHONES	1,713.19	
						18765	JAN PHONES/PT	63.79	
						18787	FEB PHONES/IT	1,467.59	
25438	04/11/08	10.00	E214	ATWELL, DONALD		9750	DMV FEES	10.00	
25439	04/11/08	15.13	002689	B & B SMALL ENGINE		18507	REPAIRS/MAINTENANCE	15.13	
25440	04/11/08	435.00	478	BEE CLENE	0	18550	CARPET/RESEARCH PRK	435.00	
25441	04/11/08	536.90	002189	BUS & EQUIPMENT		18639	REV VEH PARTS	536.90	
25442	04/11/08	21,101.45	001154	CARDINALE WAY TOYOTA		18803	CAPITAL/NON-REV VEH	21,101.45	
25443	04/11/08	249.04	002898	CEB		18790	WORKERS COMP/UPDATE	124.52	
						18791	AUTOMATIC UPDATE	124.52	
25444	04/11/08	59.49	172	CENTRAL WELDER'S SUPPLY, INC.		18533	PARTS & SUPPLIES	59.49	
25445	04/11/08	299.35	739	CENTURY CHEVROLET		18640	REV VEH PARTS	299.35	
25446	04/11/08	850.00	001346	CITY OF SANTA CRUZ		18804	PARKING DEF FEES	637.50	
						18805	PARKING DEF FEES	212.50	
25447	04/11/08	10,000.00	618	CITY OF WATSONVILLE		18810	BUS PAD INSTALL.	10,000.00	
25448	04/11/08	4,342.24	909	CLASSIC GRAPHICS		18491	OUT RPR REV VEH	4,342.24	
25449	04/11/08	10.00	E517	CLAYTON, MICHAEL		18688	DMV FEES	10.00	
25450	04/11/08	26,732.72	001124	CLEAN ENERGY		18543	CNG/FLT	13,102.60	
						18806	FUEL/FLT	13,630.12	
25451	04/11/08	90,217.08	002569	COMERICA BANK		18766	WORK COMP FUND	90,217.08	
25452	04/11/08	517.28	002063	COSTCO		18568	LOCAL MEETING EXP	22.30	
						18794	MICRO/REFRIDGE/MB	494.98	
25453	04/11/08	2,803.88	504	CUMMINS WEST, INC.		18522	REV VEH PARTS	2,071.20	
						18625	REV VEH PARTS	732.68	
25454	04/11/08	1,060.70	001000	DAIMLER BUSES N. AMERICA INC.		18495	REV VEH PARTS	953.61	
						18527	REV VEH PARTS	107.09	
25455	04/11/08	3,748.91	001316	DEVCO OIL		18735	3/30-3/31 FLT FUEL	3,748.91	
25456	04/11/08	1,950.00	002624	DIGITAL RECORDERS		18617	REV VEH PARTS	1,950.00	
25457	04/11/08	6,260.47	085	DIXON & SON TIRE, INC.		18496	TIRES & TUBES	1,161.24	
						18497	TIRES & TUBES	409.97	
						18498	TIRES & TUBES	844.20	
						18499	TIRES & TUBES	430.21	
						18500	TIRES & TUBES	157.79	

5-1-4

SANTA CRUZ METROPOLITAN TRANSIT DISTRICT
 CHECK JOURNAL DETAIL BY CHECK NUMBER
 ALL CHECKS FOR COAST COMMERCIAL BANK

DATE: 04/01/08 THRU 04/30/08

CHECK NUMBER	CHECK DATE	CHECK AMOUNT	VENDOR	VENDOR NAME	TRANS. TYPE	TRANS. NUMBER	TRANSACTION DESCRIPTION	TRANSACTION AMOUNT	COMMENT
						18501	TIRES & TUBES	176.25	
						18502	TIRES & TUBES	66.00	
						18503	TIRES & TUBES	232.25	
						18504	TIRES & TUBES	371.16	
						18505	TIRES & TUBES	633.15	
						18506	TIRES & TUBES	1,036.41	
						18641	TIRES & TUBES	426.24	
						18696	TIRES & TUBES	315.60	
25458	04/11/08	3,245.70	432	EXPRESS PERSONNEL SERVICES		18749	TEMP/ADM W/E 3/16	906.75	
						18750	TEMP/ADM W/E 3/16	1,408.95	
						18781	TEMP/ADM W/E 3/23	930.00	
25459	04/11/08	32.88	372	FEDERAL EXPRESS		18789	MAR SHIPPING/FLT	32.88	
25460	04/11/08	77.50	E397	GALLAGHER, MARGARET		18753	PROCESS SERVER/RISK	45.00	
						18783	OFFICE SUPPLY/LGL	32.50	
25461	04/11/08	3,669.66	647	GFI GENFARE		18658	REV VEH PARTS	2,928.61	
						18659	REV VEH PARTS	741.05	
25462	04/11/08	100.00	711	GLASS DOCTOR	7	18470	OUT RPR REV VEH	50.00	
						18471	OUT RPR REV VEH	50.00	
25463	04/11/08	1,036.04	282	GRAINGER		18669	REPAIRS/MAINTENANCE	100.60	
						18670	REPAIRS/MAINTENANCE	138.66	
						18671	REPAIRS/MAINTENANCE	796.78	
25464	04/11/08	760.00	001166	GREINER, JAMES		18777	2/21 PROF SVCS	760.00	
25465	04/11/08	47.00	R521	HERNANDEZ, ERNIE		18756	SUBPOENA FEE/RISK	47.00	
25466	04/11/08	528.82	166	HOSE SHOP, THE		18555	REPAIRS/MAINTENANCE	101.35	
						18556	REPAIRS/MAINTENANCE	363.65	
						18558	REV VEH PARTS	63.82	
25467	04/11/08	211.40	215	IKON OFFICE SOLUTIONS		18757	2/19-3/18 MAINT/ADM	211.40	
25468	04/11/08	44.00	E011	KELLY, ELOISE		18687	DMV FEES	44.00	
25469	04/11/08	961.32	039	KINKO'S INC.		18565	MARCH PRINTING/MTC	519.51	
						18566	MARCH PRINTING/MTC	441.81	
25470	04/11/08	1,277.00	852	LAW OFFICES OF MARIE F. SANG	7	18767	WORKERS COMP CLAIM	379.00	
						18768	WORKERS COMP CLAIM	311.00	
						18769	WORKERS COMP CLAIM	107.00	
						18770	WORKERS COMP CLAIM	108.00	
						18771	WORKERS COMP CLAIM	265.00	
						18772	WORKERS COMP CLAIM	107.00	
25471	04/11/08	127.30	107A	LUMBERMENS		18440	REPAIRS/MAINTENANCE	11.66	
						18456	PARTS & SUPPLIES	115.64	
25472	04/11/08	1,862.14	001358	MARINA MOTOR COMPANY		18475	OUT RPR # 312	1,642.14	
						18642	OUT RPR # 318	220.00	
25473	04/11/08	321.82	001052	MID VALLEY SUPPLY		18446	CLEANING SUPPLIES	275.92	
						18447	CLEANING SUPPLIES	45.90	
25474	04/11/08	670.17	041	MISSION UNIFORM		18439	UNIF/LAUNDRY/FAC	95.43	
						18451	UNIF/LAUNDRY/FLT	58.68	
						18452	UNIF/LAUNDRY/FLT	54.05	
						18453	UNIF/LAUNDRY/FLT	128.32	
						18454	UNIF/LAUNDRY/FLT	40.09	
						18455	UNIF/LAUNDRY/FLT	285.60	
						18620	UNIF/LAUNDRY/FAC	8.00	
25475	04/11/08	7,674.59	905	MONTEREY SALINAS TRANSIT		18754	UCSC BRT PROJECT/MST	7,674.59	

5-1.5

SANTA CRUZ METROPOLITAN TRANSIT DISTRICT
 CHECK JOURNAL DETAIL BY CHECK NUMBER
 ALL CHECKS FOR COAST COMMERCIAL BANK

DATE: 04/01/08 THRU 04/30/08

CHECK NUMBER	CHECK DATE	CHECK AMOUNT	VENDOR	VENDOR NAME	VENDOR TYPE	TRANS. NUMBER	TRANSACTION DESCRIPTION	TRANSACTION AMOUNT	COMMENT
25476	04/11/08	591.76	288	MUNCIE TRANSIT SUPPLY		18616	REV VEH PARTS	591.76	
25477	04/11/08	4,396.01	001063	NEW FLYER INDUSTRIES LIMITED		18660	REV VEH PARTS	3,143.00	
						18661	REV VEH PARTS	79.80	
						18662	REV VEH PARTS	146.70	
						18663	REV VEH PARTS	41.03	
						18694	REV VEH PARTS	985.48	
25478	04/11/08	104.16	004	NORTH BAY FORD LINC-MERCURY		18532	REV VEH PARTS	104.16	
25479	04/11/08	808.43	001080	OCTAGON RISK SERVICES, INC.		18792	2/25 PROF SVCS	808.43	
25480	04/11/08	8,934.01	009	PACIFIC GAS & ELECTRIC		18682	2/28-3/27 115 DUBOIS	162.43	
						18683	2/28-3/27 115 DUBOIS	130.96	
						18684	2/28-3/27 115 DUBOIS	13.77	
						18685	2/28-3/27 ENCINAL	2,566.13	
						18686	2/27-3/26 1200 RIVER	1,603.37	
						18807	2/27-3/26 RIVER ST	389.12	
						18808	2/27-3/27 DUBOIS	4,068.23	
25481	04/11/08	33.17	043	PALACE ART & OFFICE SUPPLY		18681	OFFICE SUPPLY/HRD	33.17	
25482	04/11/08	494.00	481	PIED PIPER EXTERMINATORS, INC.		18602	MARCH PEST CONTROL	241.00	
						18603	MARCH PEST CONTROL	183.00	
						18623	MARCH PEST CONTROL	70.00	
25483	04/11/08	363.48	882	PRINT SHOP SANTA CRUZ	7	18764	DRIVER TIMECARDS	363.48	
25484	04/11/08	97.95	050A	PURCHASE POWER		18751	ACCOUNT ACCESS FEE	97.95	
25485	04/11/08	240.00	592	R & S ERECTION OF		18668	DOOR RPR/GOLF CLB	240.00	
25486	04/11/08	21,418.79	904	RNL DESIGN		18778	SVCS THRU 2/29 MB	20,612.26	
						18779	SVCS THRU 2/29 MB	806.53	
25487	04/11/08	26,753.32	966	S.C. FUELS	0	18613	FLT/FUEL	26,753.32	
25488	04/11/08	1,888.29	018	SALINAS VALLEY FORD SALES		18468	REV VEH PARTS	1,888.29	
25489	04/11/08	420.50	135	SANTA CRUZ AUTO PARTS, INC.		18458	REV VEH PARTS	10.31	
						18459	OTH MOBILE SUPPLY	75.39	
						18460	PARTS & SUPPLIES	10.59	
						18514	OUT RPR OTH VEH	50.00	
						18515	PARTS & SUPPLIES	95.77	
						18516	REV VEH PARTS	7.35	
						18517	REV VEH PARTS	272.09	
						18518	REV VEH PARTS	12.99	
						18519	CREDIT MEMO	-109.44	
						18520	CREDIT MEMO	-4.55	
25490	04/11/08	15.00	001944	SANTA CRUZ COUNTY LAW LIBRARY		18763	QUARTERLY MIN CHARGE	15.00	
25491	04/11/08	66.00	001523	SANTA CRUZ MEDICAL CLINIC	7	18689	MEDICAL EXAM	66.00	
25492	04/11/08	358.44	079	SANTA CRUZ MUNICIPAL UTILITIES		18743	1/31-3/26 RESEARCH	358.44	
25493	04/11/08	1,864.95	681	SCOTTS BODY SHOP	7	18466	OUT RPR # 304	1,864.95	
25494	04/11/08	1,180.26	017	SUN MICROSYSTEMS, INC.		18784	HRDWARE/SFTWARE/IT	1,163.99	
						18785	SOFTWARE/IT	16.27	
25495	04/11/08	3,147.41	002805	TELEPATH CORPORATION		18449	SVC-MT BIEWLASKI	440.00	
						18542	APRIL MAINT/RPRS	2,707.41	
25496	04/11/08	64,306.97	970	THE MECHANICS BANK		18774	MAR RETAINAGE/MB	64,306.97	
25497	04/11/08	1,385.39	001800	THERMO KING OF SALINAS, INC		18809	REV VEH PARTS	1,385.39	
25498	04/11/08	71.71	170	TOWNSEND'S AUTO PARTS		18363	PARTS & SUPPLIES	71.71	
25499	04/11/08	495.00	001014	TRANSIT RESOURCE CENTER		18624	INSPECTION SERVICES	495.00	
25500	04/11/08	17,040.18	057	U.S. BANK		18795	4246044555645971	169.03	
						18796	4246044555645971	7,059.51	

5-1-5

SANTA CRUZ METROPOLITAN TRANSIT DISTRICT
 CHECK JOURNAL DETAIL BY CHECK NUMBER
 ALL CHECKS FOR COAST COMMERCIAL BANK

DATE: 04/01/08 THRU 04/30/08

CHECK NUMBER	CHECK DATE	CHECK AMOUNT	VENDOR	VENDOR NAME	VENDOR TYPE	TRANS. NUMBER	TRANSACTION DESCRIPTION	TRANSACTION AMOUNT	COMMENT
						18797	4246044555645971	2,100.00	
						18798	4246044555645971	1,245.24	
						18799	4246044555645971	6,466.40	
25501	04/11/08	773,160.90	002829	VALLEY POWER SYSTEMS, INC.		18523	REV VEH PARTS	188.69	
						18524	REV VEH PARTS	17.25	
						18525	REV VEH PARTS	2,208.83	
						18608	OFFICE SUPPLIES	72.55	
						18611	REV VEH PARTS	1,266.60	
						18793	ENG REPOWER # 2213	154,745.06	
						18800	ENG REPOWER # 2214	153,665.48	
						18801	ENG REPOWER # 2212	153,665.48	
						18802	ENG REPOWER #2215	153,665.48	
						18811	ENG REPOWER #2310	153,665.48	
25502	04/11/08	300.00	001175	VENTURA PHARES, ANA	7	18752	2/25-2/27 TRAINING	300.00	
25503	04/11/08	578,762.73	002887	WEST BAY BUILDERS, INC.		18773	CONST SVC MB TO 3/31	578,762.73	
25504	04/11/08	232.65	042	WFCB-OSH COMMERCIAL SERVICES		18724	REPAIRS/MAINTENANCE	-8.83	
						18725	REPAIRS/MAINTENANCE	-2.81	
						18726	REPAIRS/MAINTENANCE	-32.46	
						18727	REPAIRS/MAINTENANCE	66.34	
						18728	REPAIRS/MAINTENANCE	101.74	
						18729	REPAIRS/MAINTENANCE	67.28	
						18730	REV VEH PARTS	41.39	
25505	04/11/08	2,550.55	002875	WILBUR SMITH ASSOCIATES		18776	1/1-2/29 PROF SVCS	2,550.55	
25506	04/11/08	69.49	147	ZEE MEDICAL SERVICE CO.		18706	SAFETY SUPPLIES	38.57	
						18707	SAFETY SUPPLIES	30.92	
25507	04/18/08	725.00	382	AIRTEC SERVICE		18888	OUT RPR-BLD & IMP	725.00	
25508	04/18/08	32.50	886	ALL PURE WATER	0	18697	OFFICE SUPPLIES/FLT	32.50	
25509	04/18/08	54.99	294	ANDY'S AUTO SUPPLY	0	18493	PARTS & SUPPLIES	14.30	
						18695	PARTS & SUPPLIES	40.69	
25510	04/18/08	734.96	002843	ANECITO, NANCY		7584	SETTLEMENT	734.96	
25511	04/18/08	1,220.59	001A	AT&T/MCI		18857	MAR/APR PHONES/RIVER	304.43	
						18900	JAN PHONES/PT	425.39	
						18902	FEB PHONES/PT	490.77	
25512	04/18/08	183.44	876	ATCHISON, BARISONE, CONDOTTI &	7	18788	LEGAL SVC/425 FRONT	183.44	
25513	04/18/08	34.86	002689	B & B SMALL ENGINE		18868	REPAIRS/MAINTENANCE	34.86	
25514	04/18/08	762.88	001856	BAY COMMUNICATIONS	7	18881	OUT RPR EQUIP	155.75	
						18882	OUT RPR EQUIP	540.38	
						18883	OUT RPR EQUIP	66.75	
25515	04/18/08	495.00	011	BEWLEYS CLEANING	7	18813	FLOOR SVCS/MB	495.00	
25516	04/18/08	39.00	E219	BOOTON, MICHAEL		18835	DMV FEE	39.00	
25517	04/18/08	5,000.00	001365	BORTNICK, ROBERT S. & ASSOC.	7	18680	CALL STOP SURVEY	5,000.00	
25518	04/18/08	4,500.00	001154	CARDINALE WAY TOYOTA		18834	CAPITAL/NON REV VEH	4,500.00	
25519	04/18/08	5,000.00	002346	CHANEY, CAROLYN & ASSOC., INC.		18567	APR LEGISLATIVE SVCS	5,000.00	
25520	04/18/08	50.70	667	CITY OF SCOTTS VALLEY		18858	1/15-3/15 KINGS VLG	50.70	
25521	04/18/08	59.33	002063	COSTCO		18583	PHOTO PROCESS/OPS	2.24	
						18584	PHOTO PROCESS/OPS	2.81	
						18585	PHOTO PROCESS/OPS	12.45	
						18586	PHOTO PROCESS/OPS	6.05	
						18587	PHOTO PROCESS/OPS	11.54	
						18588	PHOTO PROCESS/OPS	12.04	

5-17

SANTA CRUZ METROPOLITAN TRANSIT DISTRICT
CHECK JOURNAL DETAIL BY CHECK NUMBER
ALL CHECKS FOR COAST COMMERCIAL BANK

DATE: 04/01/08 THRU 04/30/08

CHECK NUMBER	CHECK DATE	CHECK AMOUNT	VENDOR NAME	VENDOR TYPE	TRANS. NUMBER	TRANSACTION DESCRIPTION	TRANSACTION AMOUNT	COMMENT
					18589	PHOTO PROCESS/OPS	7.70	
					18590	PHOTO PROCESS/OPS	4.50	
25522	04/18/08	3,281.35	001000	DAIMLER BUSES N. AMERICA INC.	18820	REV VEH PARTS	162.73	
					18903	REV VEH PARTS	3,118.62	
25523	04/18/08	898.38	480	DIESEL MARINE ELECTRIC, INC.	18821	REV VEH PARTS	898.38	
25524	04/18/08	2,410.76	002624	DIGITAL RECORDERS	18916	OUT RPR EQUIP	1,655.38	
					18917	OUT RPR EQUIP	755.38	
25525	04/18/08	5,532.19	085	DIXON & SON TIRE, INC.	18698	TIRES & TUBES	88.39	
					18699	TIRES & TUBES	464.50	
					18700	TIRES & TUBES	4,132.47	
					18701	TIRES & TUBES	659.02	
					18702	TIRES & TUBES	66.00	
					18733	TIRES & TUBES	121.81	
25526	04/18/08	500.00	002862	ECOLOGICAL CONCERNS INC.	18919	WATER DRAINAGE/MB	500.00	
25527	04/18/08	417.00	001174	ESRI	18786	ARCVIEW MAINTENANCE	417.00	
25528	04/18/08	350.96	001492	EVERGREEN OIL INC.	18889	HAZ WASTE DISP	350.96	
25529	04/18/08	1,000.91	432	EXPRESS PERSONNEL SERVICES	18920	TEMP/ADM W/E 3/30	297.60	
					18922	TEMP/ADM W/E 3/30	703.31	
25530	04/18/08	1,423.40	001172	FERGUSON ENTERPRISES INC.	18818	WATERLESS URINALS	1,423.40	
25531	04/18/08	49.00	E020	FOUSE, BRENT	18836	DMV FEES	49.00	
25532	04/18/08	595.88	117	GILLIG CORPORATION	18667	REV VEH PARTS	595.88	
25533	04/18/08	4,443.95	282	GRAINGER	18816		4,222.39	
					18891	REPAIRS/MAINTENANCE	221.56	
25534	04/18/08	1,002.66	001097	GREENWASTE RECOVERY, INC.	18897	MARCH RESEARCH PARK	204.11	
					18904	APR-JUN HWY 17	152.01	
					18905	APR-JUN BIG BASIN	50.67	
					18906	APR-JUN FREEDOM	50.67	
					18907	APR-JUN FREEDOM	50.67	
					18908	APR-JUN SOQUEL/COTTO	50.67	
					18909	APR-JUN SOQUEL/COTTO	50.67	
					18910	APR-JUN BEN LOMOND	50.67	
					18911	MARCH KINGS VLG	170.71	
					18912	APR-JUN AIR/FREEDOM	101.36	
					18913	MARCH MT. HERMON	70.45	
25535	04/18/08	48.83	510A	HASLER, INC.	18921	5/1-5/31 RENTAL/ADM	48.83	
25536	04/18/08	226.34	E322	HICKEY, MARK	18833	TRAINING MANUALS	226.34	
25537	04/18/08	17.51	166	HOSE SHOP, THE	18893	REPAIRS/MAINTENANCE	17.51	
25538	04/18/08	315.95	215	IKON OFFICE SOLUTIONS	18677	12/07-3/08 MAINT/OPS	315.95	
25539	04/18/08	596.58	074	KENVILLE LOCKSMITHS	18632	REPAIRS/MAINTENANCE	596.58	
25540	04/18/08	663.02	167	KEYSTON BROTHERS	18626	OTH MOB SUPPLIES	663.02	
25541	04/18/08	318.50	001093	KROLL LABORATORY SPECIALISTS	18758	MARCH DRUG TESTS	318.50	
25542	04/18/08	30.00	880	LEXISNEXIS	18761	PROF/TECH SVC/RISK	30.00	
25543	04/18/08	489.58	107A	LUMBERMENS	18551	REPAIRS/MAINTENANCE	20.50	
					18552	REPAIRS/MAINTENANCE	18.54	
					18553	REPAIRS/MAINTENANCE	5.05	
					18554	REPAIRS/MAINTENANCE	124.67	
					18622	REPAIRS/MAINTENANCE	9.52	
					18656	EMP TOOL	243.00	
					18703	REPAIRS/MAINTENANCE	68.30	
25544	04/18/08	1,055.93	001358	MARINA MOTOR COMPANY	18547	REV VEH PARTS	164.32	

5-1.8

SANTA CRUZ METROPOLITAN TRANSIT DISTRICT
 CHECK JOURNAL DETAIL BY CHECK NUMBER
 ALL CHECKS FOR COAST COMMERCIAL BANK

DATE: 04/01/08 THRU 04/30/08

CHECK NUMBER	CHECK DATE	CHECK AMOUNT	VENDOR	VENDOR NAME	VENDOR TYPE	TRANS. NUMBER	TRANSACTION DESCRIPTION	TRANSACTION AMOUNT	COMMENT
						18615	REV VEH PARTS	15.16	
						18643	OUT RPR # 316	876.45	
25545	04/18/08	101.88	001052	MID VALLEY SUPPLY		18851	CLEANING SUPPLIES	101.88	
25546	04/18/08	5,872.10	171	MILES TEK INC.		18896	OFFICE EQUIP/MB	5,872.10	VOIDED
25546	04/24/08	-5,872.10	171	MILES TEK INC.		18896	OFFICE EQUIP/MB	-5,872.10	**VOID
25547	04/18/08	675.52	041	MISSION UNIFORM		18490	UNIF/LAUNDRY/FAC	97.14	
						18604	UNIF/LAUNDRY/FLT	280.96	
						18605	UNIF/LAUNDRY/FLT	58.68	
						18606	UNIF/LAUNDRY/FLT	128.32	
						18607	UNIF/LAUNDRY/FLT	49.42	
						18621	UNIF/LAUNDRY/FAC	8.00	
						18732	UNIF/LAUNDRY/PT	53.00	
25548	04/18/08	1,520.88	002721	NEXTEL COMMUNICATIONS		18899	MAR PHONES/PT	1,520.88	
25549	04/18/08	4,954.54	009	PACIFIC GAS & ELECTRIC		18837	2/27 3/26 VERNON	1,346.27	
						18838	CNG/FLEET	13.68	
						18856	3/4-3/31 920 PACIFIC	1,533.81	
						18874	2/26-4/05 KINGS VLG	1,919.56	
						18901	3/2-3/26 1217 RIVER	141.22	
25550	04/18/08	10,111.47	001037	PACIFIC PRODUCTS & SERVICES	7	18817	REPAIRS/MAINTENANCE	10,111.47	
25551	04/18/08	1,949.12	043	PALACE ART & OFFICE SUPPLY		18544	CREDIT MEMO	-26.47	
						18691	OFFICE SUPPLIES/MTC	67.05	
						18760	OFFICE SUPPLIES/ADM	74.46	
						18762	OFFICE SUPPLIES/LGL	30.27	
						18923	OFFICE EQUIP/MB	52.08	
						18924	CREDIT MEMO	-52.08	
						18925	OFFICE EQUIP/MB	264.74	
						18926	OFFICE EQUIP/MB	1,539.07	
25552	04/18/08	952.00	950	PARADISE LANDSCAPE INC	0	18736	4/1-4/30 MAINTENANCE	887.00	
						18873	SERVICE/LANDSCAPE	65.00	
25553	04/18/08	150.00	481	PIED PIPER EXTERMINATORS, INC.		18830	MARCH PEST CONTROL	48.50	
						18831	MARCH PEST CONTROL	48.50	
						18832	MARCH PEST CONTROL	53.00	
25554	04/18/08	4,958.45	018	SALINAS VALLEY FORD SALES		18610	REV VEH PARTS	617.25	
						18814		60.41	
						18815		3,445.85	
						18852	REV VEH PARTS	834.94	
25556	04/18/08	2,615.44	002713	SANTA CRUZ AUTO TECH, INC.		18634	OUT RPR REV VEH	767.78	
						18635	OUT RPR REV VEH	779.01	
						18708	OUT RPR REV VEH	284.15	
						18709	OUT RPR REV VEH	50.15	
						18710	OUT RPR REV VEH	50.15	
						18711	OUT RPR REV VEH	50.15	
						18712	OUT RPR REV VEH	50.15	
						18713	OUT RPR REV VEH	50.15	
						18714	OUT RPR REV VEH	50.15	
						18715	OUT RPR REV VEH	50.15	
						18716	OUT RPR REV VEH	50.15	
						18717	OUT RPR REV VEH	50.15	
						18718	OUT RPR REV VEH	50.15	
						18719	OUT RPR REV VEH	56.60	

5-1.9

SANTA CRUZ METROPOLITAN TRANSIT DISTRICT
 CHECK JOURNAL DETAIL BY CHECK NUMBER
 ALL CHECKS FOR COAST COMMERCIAL BANK

DATE: 04/01/08 THRU 04/30/08

CHECK NUMBER	CHECK DATE	CHECK AMOUNT	VENDOR	VENDOR NAME	VENDOR TYPE	TRANS. NUMBER	TRANSACTION DESCRIPTION	TRANSACTION AMOUNT	COMMENT
						18720	OUT RPR REV VEH	56.60	
						18721	OUT RPR REV VEH	56.60	
						18722	OUT RPR REV VEH	56.60	
						18723	OUT RPR REV VEH	56.60	
25557	04/18/08	115.29	135	SANTA CRUZ AUTO PARTS, INC.		18494	PARTS & SUPPLIES	38.34	
						18545	REV VEH PARTS	24.46	
						18614	OTH MOB SUPPLIES	18.61	
						18731	SMALL TOOL	33.88	
25558	04/18/08	412.30	260	SANTA CRUZ GLASS CO.	7	18829	OUT RPR- WINDOWS	412.30	
25559	04/18/08	66.00	001523	SANTA CRUZ MEDICAL CLINIC	7	18927	MEDICAL EXAM/PT	66.00	
25560	04/18/08	302.51	149	SANTA CRUZ SENTINEL	0	18918	3/12 PUB NOTICE	302.51	
25561	04/18/08	492.00	957	SECURITY SHORING & STEEL PLT		18884	PLATE RENTAL	492.00	
25562	04/18/08	2,500.00	002267	SHAW & YODER, INC.		18690	MAR LEGISLATIVE SVCS	2,500.00	
25563	04/18/08	165.00	001121	SILENT PARTNER SECURITY SYS.		18739	4/1-6/30 SEC/VERNON	165.00	
25564	04/18/08	126.14	104	STATE STEEL COMPANY	0	18612	PARTS & SUPPLIES	126.14	
25565	04/18/08	14,001.50	001648	STEVE'S UNION SERVICE		18734	MAR FUEL/PT	14,001.50	
25566	04/18/08	516.05	083	THYSSENKRUPP ELEVATOR		18885	4/08-6/08 CONTRACT	516.05	
25567	04/18/08	684.02	002504	TIFCO INDUSTRIES		18648	CREDIT MEMO	-12.21	
						18649	CREDIT MEMO	-17.62	
						18914	PARTS & SUPPLIES	371.45	
25568	04/18/08	240.61	170	TOWNSEND'S AUTO PARTS		18915	PARTS & SUPPLIES	342.40	
25569	04/18/08	429.20	582	TOYOTA OF SANTA CRUZ		18546	PARTS & SUPPLIES	240.61	
						18651	OUT RPR # 116	304.44	
25570	04/18/08	1,267.23	002829	VALLEY POWER SYSTEMS, INC.		18854	OUT RPR OTH VEH	124.76	
						18664	REV VEH PARTS	390.01	
						18665	REV VEH PARTS	112.69	
						18666	REV VEH PARTS	362.41	
						18693	REV VEH PARTS	402.12	
25571	04/18/08	6,367.20	001083	WATSONVILLE TRANSPORTATION, INC		18898	MAR PT SVCS	6,367.20	
25572	04/18/08	70.00	682	WEISS, AMY L.	7	18780	MARCH INTERPRETER	70.00	
25573	04/18/08	279.91	436	WEST PAYMENT CENTER		18759	MARCH ACCESS CHARGE	279.91	
25574	04/18/08	23,962.50	001160	WESTERN ROOFING SERVICE		18740	ROOF WORK / OPS	23,962.50	
25575	04/25/08	338.56	020	ADT SECURITY SERVICES INC.		18875	MAY ALARMS	46.66	
						18876	MAY ALARMS	64.46	
						18877	MAY ALARMS	42.71	
						18878	MAY ALARMS	58.67	
						18879	MAY ALARMS	46.66	
						18880	MAY ALARMS	79.40	
25576	04/25/08	1,025.17	002828	ALLIED ELECTRONICS		18962	PARTS & SUPPLIES	1,025.17	
25577	04/25/08	53.29	M033	BAILEY, NEIL	0	19023	MED PYMT SUPP	53.29	
25578	04/25/08	36.42	M068	BASS, BETTY	0	19045	MED PYMT SUPP	36.42	
25579	04/25/08	1,523.34	059	BATTERIES USA, INC.		18970	REV VEH PARTS	1,523.34	
25580	04/25/08	2,648.44	664	BAY COUNTIES PITCOCK PETROLEUM		18986	FUEL & LUBE	2,648.44	
25581	04/25/08	3,398.67	002811	BERENDSEN FLUID POWER		18960	REV VEH PARTS	3,398.67	
25582	04/25/08	49.88	M077	BRADFORD, THOMAS	0	19024	MED PYMT SUPP	49.88	
25583	04/25/08	60.30	M072	BRIDINGER, CHRIS	0	19054	MED PYMT SUPP	60.30	
25584	04/25/08	38.37	M078	BRIDINGER, DENISE	0	19025	MED SUPP PYMT	38.37	
25585	04/25/08	38.37	M079	BROGDON, ROY		19026	MED PYMT SUPP	38.37	
25586	04/25/08	28.49	002189	BUS & EQUIPMENT		19173	REV VEH PARTS	28.49	
25587	04/25/08	435,664.81	502	CA PUBLIC EMPLOYEES'		19086	MAY MEDICAL INS	435,664.81	

5-1-10

SANTA CRUZ METROPOLITAN TRANSIT DISTRICT
 CHECK JOURNAL DETAIL BY CHECK NUMBER
 ALL CHECKS FOR COAST COMMERCIAL BANK

DATE: 04/01/08 THRU 04/30/08

CHECK NUMBER	CHECK DATE	CHECK AMOUNT	VENDOR	VENDOR NAME	TRANS. TYPE	TRANS. NUMBER	TRANSACTION DESCRIPTION	TRANSACTION AMOUNT	COMMENT
25588	04/25/08	135.50	M022	CAPELLA, KATHLEEN	0	19046	MED PYMT SUPP	135.50	
25589	04/25/08	19.19	M080	CARR, DALE	0	19027	MED PYMT SUPP	19.19	
25590	04/25/08	67.76	M073	CENTER, DOUG	0	19055	MED PYMT SUPP	67.76	
25591	04/25/08	9.36	172	CENTRAL WELDER'S SUPPLY, INC.		18984	REPAIRS/MAINTENANCE	9.36	
25592	04/25/08	994.20	739	CENTURY CHEVROLET		18850	REV VEH PARTS	186.65	
						18939	REV VEH PARTS	807.55	
25593	04/25/08	26.65	M036	CERVANTES, GLORIA	0	19028	MED PYMT SUPP	26.65	
25594	04/25/08	672.00	002109	CITY OF SANTA CRUZ/PARKING		19015	7 PARKING PERMITS	672.00	
25595	04/25/08	10.34	130	CITY OF WATSONVILLE UTILITIES		18977	3/1-4/1 RODRIGUEZ	10.34	
25596	04/25/08	17.31	M090	CLARKE, PATRICIA	0	19056	MED PYMT SUPP	17.31	
25597	04/25/08	1,500.13	909	CLASSIC GRAPHICS		18819		1,500.13	
25598	04/25/08	265.50	075	COAST PAPER & SUPPLY INC.		18738	CLEANING SUPPLIES	265.50	
25599	04/25/08	184.00	367	COMMUNITY TELEVISION OF		19136	TV COVERAGE 3/28	184.00	
25600	04/25/08	21.66	002063	COSTCO		18744	PHOTO PROCESS/OPS	5.71	
						18745	PHOTO PROCESS/OPS	2.86	
						18746	PHOTO PROCESS/OPS	5.50	
						18747	PHOTO PROCESS/OPS	7.59	
25601	04/25/08	60.30	M116	CRAMBLETT, LAWRENCE		19057	MED PYMT SUPP	60.30	
25602	04/25/08	67.76	M092	CRAWFORD, TERRI	0	19058	MED PYMT SUPP	67.76	
25603	04/25/08	1,994.84	504	CUMMINS WEST, INC.		18945	REV VEH PARTS	1,994.84	
25604	04/25/08	269.32	001000	DAIMLER BUSES N. AMERICA INC.		18953	REV VEH PARTS	162.73	
						18954	REV VEH PARTS	52.38	
						18955	REV VEH PARTS	54.21	
25605	04/25/08	5.50	M128	DAVIDSON, JAMES		19059	MED PYMT SUPP	5.50	
25606	04/25/08	26.65	M039	DAVILA, ANA MARIA	0	19029	MED PYMT SUPP	26.65	
25607	04/25/08	128.00	002567	DEPARTMENT OF JUSTICE		19022	MAR FINGERPRINTS	128.00	
25608	04/25/08	40.30	184	DEPARTMENT OF MOTOR VEHICLES		19189	4 VC BOOKS	40.30	
25609	04/25/08	35,076.19	001316	DEVCO OIL		18990	4/2-4/15 FUEL/FLT	35,076.19	
25610	04/25/08	5,443.09	085	DIXON & SON TIRE, INC.		19095	TIRES & TUBES	430.21	
						19096	TIRES & TUBES	844.20	
						19097	TIRES & TUBES	1,318.03	
						19099	TIRES & TUBES	929.00	
						19100	TIRES & TUBES	1,631.43	
						19175	TIRES & TUBES	271.29	
						19176	TIRES & TUBES	18.93	
25611	04/25/08	3.92	M095	DIXON, GEORGE	0	19060	MED PYMT SUPP	3.92	
25612	04/25/08	67.76	M096	DRAKE, JUDITH	0	19061	MED PYMT SUPP	67.76	
25613	04/25/08	53.45	002307	EWING IRRIGATION PRODUCTS		18890	REPAIRS/MAINTENANCE	53.45	
25614	04/25/08	156.98	372	FEDERAL EXPRESS		19079	MARCH MAIL/FLT	13.04	
						19080	MARCH MAIL/FLT	20.03	
						19081	MARCH MAIL/FIN	19.26	
						19082	APRIL MAIL/ADM	29.86	
						19083	APRIL MAIL/FLT	26.07	
						19084	APRIL MAIL/ADM	28.44	
						19085	APRIL MAIL/FLT	20.28	
25615	04/25/08	29.68	001172	FERGUSON ENTERPRISES INC.		18894	REPAIRS/MAINTENANCE	79.68	
						18895	NEW CUSTOMER COUPON	-50.00	
25616	04/25/08	67.76	M099	FIKE, LOUIS	0	19062	MED PYMT SUPP	67.76	
25617	04/25/08	55,098.70	839	FOLSOM LAKE FORD		18964	FORD F250	28,049.35	
						18965	20 DAY DISCOUNT	-500.00	

S-111

SANTA CRUZ METROPOLITAN TRANSIT DISTRICT
 CHECK JOURNAL DETAIL BY CHECK NUMBER
 ALL CHECKS FOR COAST COMMERCIAL BANK

DATE: 04/01/08 THRU 04/30/08

CHECK NUMBER	CHECK DATE	CHECK AMOUNT	VENDOR	VENDOR NAME	VENDOR TYPE	TRANS. NUMBER	TRANSACTION DESCRIPTION	TRANSACTION AMOUNT	COMMENT
						18966	FORD F250	28,049.35	
						18967	20 DAY DISCOUNT	-500.00	
25618	04/25/08	134.83	M074	GABRIELE, BERNARD	0	19063	MED PYMT SUPP	134.83	
25619	04/25/08	26.65	M040	GARBEZ, LINDA	0	19030	MED PYMT SUPP	26.65	
25620	04/25/08	53.29	M100	GARCIA, SANTIAGO	0	19031	MED PYMT SUPP	53.29	
25621	04/25/08	1,266.26	647	GFI GENFARE		18957	REV VEH PARTS	526.80	
						18969	REV VEH PARTS	360.72	
						18971	REV VEH PARTS	378.74	
25622	04/25/08	985.10	117	GILLIG CORPORATION		19112	REV VEH PARTS	123.00	
						19113	REV VEH PARTS	862.10	
25623	04/25/08	236.51	001921	GLOBAL EQUIPMENT CO.		18812	STEEL ORGANIZER/MB	236.51	
25624	04/25/08	67.76	M101	GOES, ALAN	0	19064	MED PYMT SUPP	67.76	
25625	04/25/08	53.29	M041	GOUVEIA, ROBERT	0	19032	MED PYMT SUPP	53.29	
25626	04/25/08	317.82	282	GRAINGER		18959	OFFICE SUPPLIES/FLT	26.69	
						18985	REPAIRS/MAINTENANCE	291.13	
25627	04/25/08	372.34	001179	GUARANTEED MEDICAL BILLING SYS		19020	1 TIME 1ST AID	372.34	
25628	04/25/08	53.29	M081	HALL, JAMES	0	19033	MED PYMT SUPP	53.29	
25629	04/25/08	41.04	510A	HASLER, INC.		19138	5/1-5/31 RENTAL	41.04	
25630	04/25/08	405.51	002905	HELM, INC.		18961	OFFICE SUPPLIES/FLT	405.51	
25631	04/25/08	26.65	M082	HINDIN, LENORE	0	19034	MED PYMT SUPP	26.65	
25632	04/25/08	29,000.00	002116	HINSHAW, EDWARD & BARBARA	7	19132	370 ENCINAL RENT	29,000.00	
25633	04/25/08	49.88	M043	HOLODNICK, JAMES	0	19035	MED PYMT SUPP	49.88	
25634	04/25/08	55.05	166	HOSE SHOP, THE		18892	REPAIRS/MAINTENANCE	10.86	
						19119	PARTS & SUPPLIES	44.19	
25635	04/25/08	60.30	M075	HOWARD, CAROL	0	19065	MED PYMT SUPP	60.30	
25636	04/25/08	15,308.20	002117	IULIANO	7	19130	115 DUBOIS RENT	3,271.61	
						19131	111 DUBOIS RENT	12,036.59	
25637	04/25/08	67.76	M069	JACOBS, KENNETH	0	19047	MED PYMT SUPP	67.76	
25638	04/25/08	17.31	M103	JEMISON, MAURICE	0	19066	MED PYMT SUPP	17.31	
25639	04/25/08	2,706.85	110	JESSICA GROCERY STORE, INC.		19129	CUSTODIAN SERVICES	2,706.85	
25640	04/25/08	67.76	M104	JUSSEL, PETE	0	19067	MED PYMT SUPP	67.76	
25641	04/25/08	314.36	M061	KAMEDA, TERRY	0	19048	MED PYMT SUPP	314.36	
25642	04/25/08	1,848.00	878	KELLY SERVICES, INC.		19137	TEMP/ADM W/E 4/13	1,848.00	
25643	04/25/08	14.97	074	KENVILLE LOCKSMITHS	7	18737	PARTS & SUPPLIES	14.97	
25644	04/25/08	1,003.47	039	KINKO'S INC.		19005	PRINTING/MTC	681.87	
						19006	PRINTING/MTC	321.60	
25645	04/25/08	3,091.21	002240	KLEEN-RITE	7	18993	OUT RPR EQUIPMENT	3,091.21	
25646	04/25/08	17.31	M105	KOHAMA, MARY	0	19068	MED PYMT SUPP	17.31	
25647	04/25/08	1,696.39	579	LAB SAFETY SUPPLY, INC.		18944	CLEANING SUPPLIES	1,696.39	
25648	04/25/08	1,138.00	852	LAW OFFICES OF MARIE F. SANG	7	19009	WORKERS COMP CLAIM	202.00	
						19010	WORKERS COMP CLAIM	304.00	
						19011	WORKERS COMP CLAIM	31.00	
						19012	WORKERS COMP CLAIM	541.00	
						19013	WORKERS COMP CLAIM	60.00	
25649	04/25/08	150.10	107A	LUMBERMENS		18826	REPAIRS/MAINTENANCE	25.56	
						18827	REPAIRS/MAINTENANCE	9.16	
						18870	REPAIRS/MAINTENANCE	47.69	
						18872	REPAIRS/MAINTENANCE	67.69	
25650	04/25/08	17.31	M106	LYALL, JOHN DAVID	0	19069	MED PYMT SUPP	17.31	
25651	04/25/08	1,407.05	001119	MACERICH PARTNERSHIP LP	7	19133	CAPITOLA MALL RENT	1,407.05	

5-1.12

SANTA CRUZ METROPOLITAN TRANSIT DISTRICT
 CHECK JOURNAL DETAIL BY CHECK NUMBER
 ALL CHECKS FOR COAST COMMERCIAL BANK

DATE: 04/01/08 THRU 04/30/08

CHECK NUMBER	CHECK DATE	CHECK AMOUNT	VENDOR	VENDOR NAME	VENDOR TYPE	TRANS. NUMBER	TRANSACTION DESCRIPTION	TRANSACTION AMOUNT	COMMENT
25652	04/25/08	207.79	001358	MARINA MOTOR COMPANY		18938	REV VEH PARTS	207.79	
25653	04/25/08	554.81	764	MERCURY METALS		19187	OUT RPR REV VEH	554.81	
25654	04/25/08	67.76	M108	MILLER, FOREST	0	19070	MED PYMT SUPP	67.76	
25655	04/25/08	627.61	041	MISSION UNIFORM		18704	UNIF & LAUNDRY	95.43	
						18822	UNIF/LAUNDRY/FLT	301.27	
						18823	UNIF/LAUNDRY/FLT	58.68	
						18824	UNIF/LAUNDRY/FLT	128.32	
						18825	UNIF/LAUNDRY/FLT	43.91	
25656	04/25/08	6,359.06	001063	NEW FLYER INDUSTRIES LIMITED		18972	REV VEH PARTS	866.50	
						18973	REV VEH PARTS	835.24	
						18974	REV VEH PARTS	3,478.94	
						18975	REV VEH PARTS	353.70	
						18976	REV VEH PARTS	57.60	
						18981	REV VEH PARTS	235.48	
						19014	REV VEH PARTS	531.60	
25657	04/25/08	20.41	004	NORTH BAY FORD LINC-MERCURY		18840	REV VEH PARTS	20.41	
25658	04/25/08	26.65	M050	O'MARA, KATHLEEN	0	19036	MED PYMT SUPP	26.65	
25659	04/25/08	104.98	001002	ORACLE CORPORATION		19018	SUPPORT/UPDATE	104.98	
25660	04/25/08	961.01	009	PACIFIC GAS & ELECTRIC		19000	3/12-4/10 RESEARCH	961.01	
25661	04/25/08	530.54	043	PALACE ART & OFFICE SUPPLY		18748	OFFICE SUPPLIES/OPS	341.76	
						18839	OFFICE SUPPLY/FLT	188.78	
25662	04/25/08	284.66	M057	PARHAM, WALLACE	0	19049	MED PYMT SUPP	284.66	
25663	04/25/08	65.00	E152	PENA, LEONARDO		19016	DMV MEDICAL EXAM	65.00	
25664	04/25/08	38.37	M051	PENDRAGON, LINDA	0	19037	MED PYMT SUPP	38.37	
25665	04/25/08	5,872.10	001171	PENINSULA BUSINESS INTERIORS		19188	OFFICE EQUIP/MB	5,872.10	
25666	04/25/08	53.29	M109	PEREZ, CHERYL		19038	MED PYMT SUPP	53.29	
25667	04/25/08	247.54	M064	PETERS, TERRIE	0	19050	MED PYMT SUPP	247.54	
25668	04/25/08	67.76	M070	PICARELLA, FRANCIS	0	19051	MED PYMT SUPP	67.76	
25669	04/25/08	70.00	481	PIED PIPER EXTERMINATORS, INC.		18886	APR PEST CONTROL	70.00	
25670	04/25/08	67.76	M117	POLANCO, ANDRES		19071	MED PYMT SUPP	67.76	
25671	04/25/08	284.66	M058	POTEETE, BEVERLY	0	19052	MED PYMT SUPP	284.66	
25672	04/25/08	36.74	087	RECOGNITION SERVICES		18929	EMP INCENTIVE	36.74	
25673	04/25/08	246.60	M005	ROSS, EMERY	0	19044	MED PYMT SUPP	246.60	
25674	04/25/08	53.29	M085	ROSSI, DENISE	0	19039	MED PYMT SUPP	53.29	
25675	04/25/08	26.65	M030	ROWE, RUBY		19040	MED PYMT SUPP	26.65	
25676	04/25/08	44.00	E120	RUIZ, SERAFIN		19128	DMV FEES	44.00	
25677	04/25/08	27,053.56	966	S.C. FUELS	0	18956	DIESEL/FLT	27,053.56	
25678	04/25/08	17.31	M111	SANCHEZ, FELIX	0	19072	MED PYMT SUPP	17.31	
25679	04/25/08	2,032.04	002713	SANTA CRUZ AUTO TECH, INC.		18853	OUT RPR OTH VEH	374.46	
						18855	OUT RPR OTH VEH	279.62	
						18937	OUT RPR REV VEH	1,094.01	
						19183	OUT RPR REV VEH	283.95	
25680	04/25/08	1,279.14	135	SANTA CRUZ AUTO PARTS, INC.		18828	PARTS & SUPPLIES	35.38	
						18845	REV VEH PARTS	146.48	
						18846	SMALL TOOL	162.74	
						18847	PARTS & SUPPLIES	28.21	
						18848	REV VEH PARTS	30.76	
						18849	REV VEH PARTS	410.13	
						18935	REV VEH PARTS	202.76	
						18936	EMP TOOLS	177.26	

5-1.13

SANTA CRUZ METROPOLITAN TRANSIT DISTRICT
 CHECK JOURNAL DETAIL BY CHECK NUMBER
 ALL CHECKS FOR COAST COMMERCIAL BANK

DATE: 04/01/08 THRU 04/30/08

CHECK NUMBER	CHECK DATE	CHECK AMOUNT	VENDOR NAME	VENDOR TYPE	TRANS. NUMBER	TRANSACTION DESCRIPTION	TRANSACTION AMOUNT	COMMENT
25681	04/25/08	1,062.86	149 SANTA CRUZ SENTINEL	0	19171	REV VEH PARTS	85.42	
					18991	ADVERTISING/PURCH	218.03	
					18992	ADVERTISING/PURCH	217.54	
					19021	PUB NOTICE FY 08	627.29	
25682	04/25/08	7,101.89	977 SANTA CRUZ TRANSPORTATION, LLC	7	18940	MARCH PT SVCS	7,101.89	
25683	04/25/08	484.10	001 SBC		19078	APR REPEATERS/OPS	398.96	
					19139	APR REPEATERS/OPS	85.14	
25684	04/25/08	290.89	M010 SHORT, SLOAN	0	19053	MED PYMT SUPP	290.89	
25685	04/25/08	67.76	M112 SILVA, EDUARDO	0	19073	MED PYMT SUPP	67.76	
25686	04/25/08	100.00	B016 SKILLICORN, DALE	7	19076	APRIL BOARD MTGS	100.00	
25687	04/25/08	53.29	M054 SLOAN, FRANCIS	0	19041	MED PYMT SUPP	53.29	
25688	04/25/08	11,651.11	001075 SOQUEL III ASSOCIATES	7	19134	RESEARCH PARK RENT	11,651.11	
25689	04/25/08	1,633.49	080A STATE BOARD OF EQUALIZATION		19077	JAN-MAR 08 FUEL TAX	1,633.49	
25690	04/25/08	1,095.12	001165 THANH N. VU MD	7	19093	MEDICAL EXAM	75.00	
					19094	MEDICAL EXAM	75.00	
					19121	MEDICAL EXAM	92.16	
					19122	MEDICAL EXAM	92.16	
					19123	MEDICAL EXAM	92.16	
					19124	MEDICAL EXAM	92.16	
					19125	MEDICAL EXAM	92.16	
					19126	MEDICAL EXAM	92.16	
					19127	MEDICAL EXAM	92.16	
					19179	MEDICAL EXAM	75.00	
					19180	MEDICAL EXAM	75.00	
					19181	MEDICAL EXAM	75.00	
					19182	MEDICAL EXAM	75.00	
25691	04/25/08	1,595.00	002541 TINO'S PLUMBING	7	18983	HYDRO JET STORM DRNS	1,595.00	
25692	04/25/08	26.65	M086 TOLINE, DONALD	0	19042	MED PYMT SUPP	26.65	
25693	04/25/08	10.83	946 UNITED SITE SERVICES		19017	FENCE RENTAL/DUBOIS	10.83	
25694	04/25/08	141.92	002829 VALLEY POWER SYSTEMS, INC.		18948	SMALL TOOLS	136.85	
					18987	CREDIT MEMO	-34.95	
					18989	REV VEH PARTS	40.02	
25695	04/25/08	100.92	434 VERIZON WIRELESS	0	19135	2 WIRELESS PC CARDS	100.92	
25696	04/25/08	134.83	M076 VONWAL, YVETTE	0	19074	MED PYMT SUPP	134.83	
25697	04/25/08	1,750.00	676 WEBER, HAYES & ASSOCIATES		18782	ENV ASSESS/DUBOIS	1,750.00	
25698	04/25/08	1,897.49	001506 WESTERN STATES OIL CO., INC.		18958	OIL & LUBE	1,897.49	
25699	04/25/08	60.30	M115 WILLIAMS, CHRIS	0	19075	MED PYMT SUPP	60.30	
25700	04/25/08	179.01	186 WILSON, GEORGE H., INC.		18864	REPAIRS/MAINTENANCE	13.43	
					18865	REPAIRS/MAINTENANCE	49.48	
					18866	REPAIRS/MAINTENANCE	116.10	
25701	04/25/08	26.65	M088 YAGI, RANDY	0	19043	MED PYMT SUPP	26.65	
25702M04/30/08		3,437.00	080 STATE BOARD OF EQUALIZATION		19291	JAN-MAR USE TAX	3,437.00	MANUAL
						JAN-MAR USE TAX		
TOTAL		2,740,415.53	COAST COMMERCIAL BANK		TOTAL CHECKS	338	2,740,415.53	

5-114

SANTA CRUZ METROPOLITAN TRANSIT DISTRICT

DATE: May 23, 2008
TO: Board of Directors
FROM: Angela Aitken, Finance Manager
SUBJECT: MONTHLY BUDGET STATUS REPORTS FOR MARCH 2008.

I. RECOMMENDED ACTION

Staff recommends that the Board of Directors accept and file the budget status reports for March 2008.

II. SUMMARY OF ISSUES

- **Operating Revenues** for the month of March 2008 were \$308K or 8% under the amount of revenues expected.
- **Consolidated Operating Expenses** for the month of March 2008 were \$310K or 10% under budget.
- **Capital Budget** spending for the month of March 2008 was \$13,399K or 37% of the Capital budget.

III. DISCUSSION

An analysis of the District's budget status is prepared monthly in order to apprise the Board of Directors of the District's actual revenues, expenses and capital in relation to the adopted operating and capital budgets for the fiscal year. The attached monthly revenue, expense and capital reports represent the status of the District's FY08 operating and capital budgets versus actual expenditures for the month.

The fiscal year has elapsed 75%.

5-2.1

A. Operating Revenue

For the month of March was \$308K or 8% under the amount of revenues expected. Revenue variances are explained in the notes at the end of the revenue report.

B. Operating Expense by Department

Total Operating Expenses by Department for the month of March 2008 were \$310K or 10% under budget; 6% above where we were YTD in FY07. Majority of the variance is due to lower than anticipated Personnel, Prof & Tech Fees, Settlement and Fuel Costs.

C. Consolidated Operating Expenses

Consolidated Operating Expenses for the month of March 2008 were \$310K or 10% under budget. Majority of the variance is due to Personnel Expenses, Admin & Bank Fees, Prof & Tech Fees, Repair – Equipment, and Fuels & Lube Rev Veh. Further explanation of these variances is contained in the notes following the report.

D. Capital Budget

A total of \$13,399K or 37% has been expended in the Capital Budget YTD. Of this, \$4,105K or 40% has been spent of the MetroBase line item, \$3,998K or 57% has been spent of the 110 Vernon Purchase & Renovation line item, and \$2,776K or 41% has been spent on the CNG Bus Conversions.

IV. FINANCIAL CONSIDERATIONS

None

IV. ATTACHMENTS

- Attachment A:** FY08 Operating Revenue for the month ending – 03/31/08
 FY08 Operating Expenses by Department for the month ending – 03/31/08
 FY08 Consolidated Operating Expenses for the month ending – 03/31/08
 FY08 Capital Budget Reports for the month ending – 03/31/08

FY2008
Operating Revenue
For the month ending - March 31, 2008

Percent of Year Elapsed - 75%

Revenue Source	Current Period				Year to Date				YTD Year Over Year Comparison				Notes
	Actual	Budget	\$ Var	% Var	Actual	Budget	\$ Var	% Var	FY08	FY07	\$ Var	% Var	
Passenger Fares	\$ 284,530	\$ 287,507	\$ (2,977)	-1%	\$ 2,603,133	\$ 2,587,563	\$ 15,570	1%	\$ 2,603,133	\$ 2,494,917	\$ 108,216	4%	
Paratransit Fares	\$ 18,288	\$ 20,800	\$ (2,512)	-12%	\$ 168,767	\$ 187,200	\$ (18,433)	-10%	\$ 168,767	\$ 166,593	\$ 2,174	1%	
Special Transit Fares	\$ 246,286	\$ 235,271	\$ 11,015	5%	\$ 2,133,036	\$ 2,117,439	\$ 15,597	1%	\$ 2,133,036	\$ 1,916,026	\$ 217,010	11%	
Highway 17 Fares	\$ 80,065	\$ 70,310	\$ 9,755	14%	\$ 630,497	\$ 632,790	\$ (2,293)	0%	\$ 630,497	\$ 606,000	\$ 24,497	4%	
Highway 17 Payments	\$ 46,184	\$ 38,544	\$ 7,640	20%	\$ 376,790	\$ 346,896	\$ 29,894	9%	\$ 376,790	\$ 336,300	\$ 40,490	12%	
Subtotal Passenger Revenue	\$ 675,353	\$ 652,432	\$ 22,921	4%	\$ 5,912,223	\$ 5,871,888	\$ 40,335	1%	\$ 5,912,223	\$ 5,519,836	\$ 392,387	7%	1
Commissions	\$ 254	\$ 500	\$ (246)	-49%	\$ 3,516	\$ 4,500	\$ (984)	-22%	\$ 3,516	\$ 4,333	\$ (817)	-19%	
Advertising Income	\$ 16,212	\$ 12,083	\$ 4,129	34%	\$ 197,887	\$ 108,747	\$ 89,140	82%	\$ 197,887	\$ 160,611	\$ 37,276	23%	2
Rent Income - SC Pacific Station	\$ 7,378	\$ 7,087	\$ 291	4%	\$ 59,668	\$ 63,783	\$ (4,115)	-6%	\$ 59,668	\$ 59,825	\$ (157)	0%	
Rent Income - Watsonville TC	\$ 4,167	\$ 4,124	\$ 43	1%	\$ 33,259	\$ 37,116	\$ (3,857)	-10%	\$ 33,259	\$ 41,046	\$ (7,787)	-19%	
Rent Income - General	\$ 5,090	\$ -	\$ 5,090	0%	\$ 5,090	\$ -	\$ 5,090	0%	\$ 5,090	\$ 4,800	\$ 290	6%	
Interest Income	\$ 62,856	\$ 89,667	\$ (26,811)	-30%	\$ 789,931	\$ 807,003	\$ (17,072)	-2%	\$ 789,931	\$ 1,022,578	\$ (232,647)	-23%	3
Other Non-Transp Revenue	\$ 44	\$ 23,583	\$ (23,539)	-100%	\$ 127,801	\$ 212,247	\$ (84,446)	-40%	\$ 127,801	\$ 249,216	\$ (121,415)	-49%	4
Sales Tax Revenue	\$ 1,163,076	\$ 1,477,039	\$ (313,963)	-21%	\$ 13,052,633	\$ 13,482,920	\$ (430,287)	-3%	\$ 13,052,633	\$ 13,297,496	\$ (244,863)	-2%	5
Transp Dev Act (TDA) - Op Asst	\$ 1,590,509	\$ 1,590,509	\$ -	0%	\$ 4,771,527	\$ 4,771,527	\$ -	0%	\$ 4,771,527	\$ 4,624,376	\$ 147,151	3%	
FTA Sec 5307 - Op Asst	\$ -	\$ -	\$ -	0%	\$ 3,153,552	\$ 3,153,552	\$ -	0%	\$ 3,153,552	\$ 3,004,546	\$ 149,006	5%	
Repay FTA Advance	\$ -	\$ -	\$ -	0%	\$ -	\$ -	\$ -	0%	\$ -	\$ -	\$ -	0%	
FTA Sec 5311 - Rural Op Asst	\$ -	\$ -	\$ -	0%	\$ 149,335	\$ 149,335	\$ -	0%	\$ 149,335	\$ 168,582	\$ (19,247)	-11%	
Transfer from Capital/Proj Mgr	\$ -	\$ -	\$ -	0%	\$ -	\$ -	\$ -	0%	\$ -	\$ -	\$ -	0%	
Subtotal Revenue	\$ 3,524,939	\$ 3,857,024	\$ (332,085)	-9%	\$ 28,256,422	\$ 28,662,618	\$ (406,196)	-1%	\$ 28,256,422	\$ 28,157,245	\$ 99,177	0%	
One-Time Revenue													
Carryover from Previous Year	\$ -	\$ -	\$ -	0%	\$ -	\$ -	\$ -	0%	\$ -	\$ -	\$ -	0%	
Transfer from Insurance Reserves	\$ -	\$ -	\$ -	0%	\$ -	\$ -	\$ -	0%	\$ -	\$ -	\$ -	0%	
FTA Sec 5317 - Op Assistance	\$ -	\$ -	\$ -	0%	\$ 17,785	\$ -	\$ 17,785	0%	\$ 17,785	\$ -	\$ 17,785	0%	
AMBAG Funding	\$ 24,581	\$ -	\$ 24,581	0%	\$ 40,578	\$ -	\$ 40,578	0%	\$ 40,578	\$ -	\$ 40,578	0%	6
Subtotal One-Time Revenue	\$ 24,581	\$ -	\$ 24,581	0%	\$ 58,363	\$ -	\$ 58,363	0%	\$ 58,363	\$ -	\$ 58,363	0%	
Total Operating Revenue	\$ 3,549,520	\$ 3,857,024	\$ (307,504)	-8%	\$ 28,314,785	\$ 28,662,618	\$ (347,833)	-1%	\$ 28,314,785	\$ 28,157,245	\$ 157,540	1%	
Total Operating Expenses	\$ 2,922,975				\$ 25,715,856				\$ 25,715,856	\$ 24,306,225			
Variance	\$ 626,545				\$ 2,598,929				\$ 2,598,929	\$ 3,851,020			

Current Period Notes:

- 1) Passenger Revenue is over budget due to straight lining of the budget, use of accrual basis, and increase in rider ship.
- 2) Advertising Income is over budget due to more ad revenue than budgeted in March 2008.
- 3) Interest Income is under budget due to Metro Base spending of district funds.
- 4) Other Non-Transp Revenue is behind for the month and YTD due to UTU PERS reimbursement from the County which is collected on a qtrly basis and the budget being straight lined.
- 5) Sales Tax Revenue is below budget for the month due to lower than anticipated receipts in March 2008. YTD we are 3% behind budget.
- 6) AMBAG funding is received through the Rotational Interns and the SRTP Reimbursements grants.

5-2.a1

Attachment A

FY2008
Operating Expenses by Department
For the month ending - March 31, 2008

	Current Period				Year to Date				YTD Year Over Year Comparison				Notes
	Actual	Budget	\$ Var	% Var	Actual	Budget	\$ Var	% Var	Actual FY08	FY07	\$ Var	% Var	
Departmental Personnel Expenses													
700 - SCCIC	\$ -	\$ -	\$ -	0%	\$ -	\$ -	\$ -	0%	\$ -	\$ -	\$ -	0%	
1100 - Administration	\$ 75,437	\$ 86,009	\$ (10,572)	-12%	\$ 679,676	\$ 774,081	\$ (94,405)	-12%	\$ 679,676	\$ 664,943	\$ 14,733	2%	
1200 - Finance	\$ 41,714	\$ 51,760	\$ (10,046)	-19%	\$ 398,642	\$ 465,840	\$ (67,198)	-14%	\$ 398,642	\$ 361,504	\$ 37,138	10%	
1300 - Customer Service	\$ 33,437	\$ 43,127	\$ (9,690)	-22%	\$ 298,927	\$ 388,143	\$ (89,216)	-23%	\$ 298,927	\$ 290,983	\$ 7,944	3%	
1400 - Human Resources	\$ 42,384	\$ 49,317	\$ (6,933)	-14%	\$ 382,353	\$ 443,853	\$ (61,500)	-14%	\$ 382,353	\$ 282,218	\$ 100,135	35%	
1500 - Information Technology	\$ 41,692	\$ 41,121	\$ 571	1%	\$ 361,378	\$ 370,089	\$ (8,711)	-2%	\$ 361,378	\$ 333,061	\$ 28,317	9%	
1700 - District Counsel	\$ 33,144	\$ 38,234	\$ (5,090)	-13%	\$ 297,021	\$ 344,106	\$ (47,085)	-14%	\$ 297,021	\$ 280,057	\$ 16,964	6%	
1800 - Risk Management	\$ -	\$ -	\$ -	0%	\$ -	\$ -	\$ -	0%	\$ -	\$ -	\$ -	0%	
2200 - Facilities Maintenance	\$ 69,183	\$ 85,692	\$ (16,509)	-19%	\$ 646,834	\$ 771,228	\$ (124,394)	-16%	\$ 646,834	\$ 664,086	\$ (17,252)	-3%	
3100 - Paratransit Program	\$ 214,118	\$ 251,796	\$ (37,678)	-15%	\$ 2,068,415	\$ 2,266,164	\$ (197,749)	-9%	\$ 2,068,415	\$ 1,955,854	\$ 112,561	6%	
3200 - Operations	\$ 148,695	\$ 178,655	\$ (29,960)	-17%	\$ 1,428,325	\$ 1,607,895	\$ (179,570)	-11%	\$ 1,428,325	\$ 1,489,878	\$ (61,553)	-4%	
3300 - Bus Operators	\$ 1,094,461	\$ 1,153,142	\$ (58,681)	-5%	\$ 9,469,954	\$ 10,378,278	\$ (908,324)	-9%	\$ 9,469,954	\$ 9,231,430	\$ 238,524	3%	
4100 - Fleet Maintenance	\$ 305,211	\$ 347,444	\$ (42,233)	-12%	\$ 2,882,276	\$ 3,126,996	\$ (244,720)	-8%	\$ 2,882,276	\$ 2,614,611	\$ 267,665	10%	
9001 - Cobra Benefits	\$ (102)	\$ -	\$ (102)	0%	\$ (3,312)	\$ -	\$ (3,312)	0%	\$ (3,312)	\$ 414	\$ (3,726)	-900%	
9005 - Retired Employee Benefits	\$ 122,870	\$ 144,500	\$ (21,630)	-15%	\$ 1,105,235	\$ 1,300,500	\$ (195,265)	-15%	\$ 1,105,235	\$ 1,104,750	\$ 485	0%	
Additional Operating Programs	\$ -	\$ -	\$ -	0%	\$ -	\$ -	\$ -	0%	\$ -	\$ -	\$ -	0%	
Subtotal Personnel Expenses	\$ 2,222,244	\$ 2,470,797	\$ (248,553)	-10%	\$ 20,015,724	\$ 22,237,173	\$ (2,221,449)	-10%	\$ 20,015,724	\$ 19,273,789	\$ 741,935	4%	
Departmental Non-Personnel Expenses													
700 - SCCIC	\$ -	\$ 21	\$ (21)	-100%	\$ 260	\$ 315	\$ (55)	-17%	\$ 260	\$ 280	\$ (20)	-7%	
1100 - Administration	\$ 66,499	\$ 74,753	\$ (8,254)	-11%	\$ 504,523	\$ 667,974	\$ (163,451)	-24%	\$ 504,523	\$ 488,214	\$ 16,309	3%	
1200 - Finance	\$ 85,020	\$ 68,287	\$ 16,733	25%	\$ 558,869	\$ 614,583	\$ (55,714)	-9%	\$ 558,869	\$ 460,753	\$ 98,116	21%	
1300 - Customer Service	\$ 12,284	\$ 9,726	\$ 2,558	26%	\$ 62,714	\$ 87,534	\$ (24,820)	-28%	\$ 62,714	\$ 59,518	\$ 3,196	5%	
1400 - Human Resources	\$ 3,403	\$ 8,131	\$ (4,728)	-58%	\$ 27,176	\$ 73,179	\$ (46,003)	-63%	\$ 27,176	\$ 70,073	\$ (42,897)	-61%	
1500 - Information Technology	\$ 21,375	\$ 13,268	\$ 8,107	61%	\$ 192,059	\$ 189,432	\$ 2,627	1%	\$ 192,059	\$ 108,796	\$ 83,263	77%	
1700 - District Counsel	\$ 2,300	\$ 1,512	\$ 788	52%	\$ 17,209	\$ 13,608	\$ 3,601	26%	\$ 17,209	\$ 11,220	\$ 5,989	53%	
1800 - Risk Management	\$ 3,111	\$ 20,656	\$ (17,545)	-85%	\$ 44,701	\$ 185,904	\$ (141,203)	-76%	\$ 44,701	\$ 91,340	\$ (46,639)	-51%	
2200 - Facilities Maintenance	\$ 38,743	\$ 44,532	\$ (5,789)	-13%	\$ 371,346	\$ 400,788	\$ (29,442)	-7%	\$ 371,346	\$ 276,170	\$ 95,176	34%	
3100 - Paratransit Program	\$ 53,566	\$ 64,048	\$ (10,482)	-16%	\$ 567,493	\$ 576,432	\$ (8,939)	-2%	\$ 567,493	\$ 439,718	\$ 127,775	29%	
3200 - Operations	\$ 56,854	\$ 53,692	\$ 3,162	6%	\$ 410,780	\$ 483,228	\$ (72,448)	-15%	\$ 410,780	\$ 394,756	\$ 16,024	4%	
3300 - Bus Operators	\$ -	\$ 500	\$ (500)	-100%	\$ 4,793	\$ 7,499	\$ (2,706)	-36%	\$ 4,793	\$ 2,614	\$ 2,179	83%	
4100 - Fleet Maintenance	\$ 357,578	\$ 403,205	\$ (45,627)	-11%	\$ 2,937,686	\$ 3,610,845	\$ (673,159)	-19%	\$ 2,937,686	\$ 2,628,986	\$ 308,700	12%	
9001 - Cobra Benefits	\$ -	\$ -	\$ -	0%	\$ 1,094	\$ -	\$ 1,094	0%	\$ 1,094	\$ -	\$ 1,094	0%	
9005 - Retired Employee Benefits	\$ -	\$ -	\$ -	0%	\$ -	\$ -	\$ -	0%	\$ -	\$ -	\$ -	0%	
Additional Operating Programs	\$ -	\$ -	\$ -	0%	\$ (575)	\$ -	\$ (575)	0%	\$ (575)	\$ -	\$ (575)	0%	
Subtotal Non-Personnel Expenses	\$ 700,733	\$ 762,331	\$ (61,598)	-8%	\$ 5,700,128	\$ 6,911,321	\$ (1,211,193)	-18%	\$ 5,700,128	\$ 5,032,438	\$ 667,690	13%	

5-2.a2

FY2008
Operating Expenses by Department
For the month ending - March 31, 2008

	Current Period				Year to Date				YTD Year Over Year Comparison				Notes	
	Actual	Budget	\$ Var	% Var	Actual	Budget	\$ Var	% Var	Actual		\$ Var	% Var		
									FY08	FY07				
Total Departmental Expenses														
700 - SCCIC	\$ -	\$ 21	\$ (21)	-100%	\$ 260	\$ 315	\$ (55)	-17%	\$ 260	\$ 280	\$ (20)	-7%		
1100 - Administration	\$ 141,936	\$ 160,762	\$ (18,826)	-12%	\$ 1,184,199	\$ 1,442,055	\$ (257,856)	-18%	\$ 1,184,199	\$ 1,153,157	\$ 31,042	3%	1	
1200 - Finance	\$ 126,734	\$ 120,047	\$ 6,687	6%	\$ 957,511	\$ 1,080,423	\$ (122,912)	-11%	\$ 957,511	\$ 822,257	\$ 135,254	16%		
1300 - Customer Service	\$ 45,721	\$ 52,853	\$ (7,132)	-13%	\$ 361,641	\$ 475,677	\$ (114,036)	-24%	\$ 361,641	\$ 350,501	\$ 11,140	3%		
1400 - Human Resources	\$ 45,787	\$ 57,448	\$ (11,661)	-20%	\$ 409,529	\$ 517,032	\$ (107,503)	-21%	\$ 409,529	\$ 352,291	\$ 57,238	16%		
1500 - Information Technology	\$ 63,067	\$ 54,389	\$ 8,678	16%	\$ 553,437	\$ 559,521	\$ (6,084)	-1%	\$ 553,437	\$ 441,857	\$ 111,580	25%		
1700 - District Counsel	\$ 35,444	\$ 39,746	\$ (4,302)	-11%	\$ 314,230	\$ 357,714	\$ (43,484)	-12%	\$ 314,230	\$ 291,277	\$ 22,953	8%		
1800 - Risk Management	\$ 3,111	\$ 20,656	\$ (17,545)	-85%	\$ 44,701	\$ 185,904	\$ (141,203)	-76%	\$ 44,701	\$ 91,340	\$ (46,639)	-51%	2	
2200 - Facilities Maintenance	\$ 107,926	\$ 130,224	\$ (22,298)	-17%	\$ 1,018,180	\$ 1,172,016	\$ (153,836)	-13%	\$ 1,018,180	\$ 940,256	\$ 77,924	8%	3	
3100 - Paratransit Program	\$ 267,684	\$ 315,844	\$ (48,160)	-15%	\$ 2,635,908	\$ 2,842,596	\$ (206,688)	-7%	\$ 2,635,908	\$ 2,395,572	\$ 240,336	10%	4	
3200 - Operations	\$ 205,549	\$ 232,347	\$ (26,798)	-12%	\$ 1,839,105	\$ 2,091,123	\$ (252,018)	-12%	\$ 1,839,105	\$ 1,884,634	\$ (45,529)	-2%	5	
3300 - Bus Operators	\$ 1,094,461	\$ 1,153,642	\$ (59,181)	-5%	\$ 9,474,747	\$ 10,385,777	\$ (911,030)	-9%	\$ 9,474,747	\$ 9,234,044	\$ 240,703	3%	6	
4100 - Fleet Maintenance	\$ 662,789	\$ 750,649	\$ (87,860)	-12%	\$ 5,819,962	\$ 6,737,841	\$ (917,879)	-14%	\$ 5,819,962	\$ 5,243,597	\$ 576,365	11%	7	
9001 - Cobra Benefits	\$ (102)	\$ -	\$ (102)	0%	\$ (2,218)	\$ -	\$ (2,218)	0%	\$ (2,218)	\$ 414	\$ (2,632)	-636%		
9005 - Retired Employee Benefits	\$ 122,870	\$ 144,500	\$ (21,630)	-15%	\$ 1,105,235	\$ 1,300,500	\$ (195,265)	-15%	\$ 1,105,235	\$ 1,104,750	\$ 485	0%	8	
Additional Operating Programs	\$ -	\$ -	\$ -	0%	\$ (575)	\$ -	\$ (575)	0%	\$ (575)	\$ -	\$ (575)	0%		
Total Operating Expenses	\$ 2,922,977	\$ 3,233,128	\$ (310,151)	-10%	\$ 25,715,852	\$ 29,148,611	\$ (3,432,844)	-12%	\$ 25,715,852	\$ 24,306,227	\$ 1,409,625	6%		

Current Period Notes:

- 1) **Administration** is under budget due an annual contract paid for in FY07.
- 2) **Risk Management** is under budget due to below budgeted settlement costs paid in March and the budget being straight lined.
- 3) **Facilities Maintenance** is under budget due to not being at full complement and equipment repairs typically paid qtrly or annually on contracts. The budget was straight lined since we can not anticipate when these repair costs will be incurred.
- 4) **Paratransit Program** is under budget due to not being at full complement.
- 5) **Operations** is under budget due to not being at full complement and security expenses lower than anticipated.
- 6) **Bus Operators** is under budget due to not being at full complement.
- 7) **Fleet Maintenance** is under budget due to fuel expenses lower than anticipated.
- 8) **Retired Employee Benefits** is under budget due to the budget being straight lined. Increase will happen towards the end of FY 08.

5-2.23

FY2008
Consolidated Operating Expenses
For the month ending - March 31, 2008

	Current Period				Year to Date				YTD Year Over Year Comparison				Notes
	Actual	Budget	\$ Var	% Var	Actual	Budget	\$ Var	% Var	FY08	FY07	\$ Var	% Var	
LABOR													
501011 Bus Operator Pay	\$ 625,391	\$ 687,597	\$ (62,206)	-9%	\$ 5,521,236	\$ 6,188,373	\$ (667,137)	-11%	\$ 5,521,236	\$ 5,428,622	\$ 92,614	2%	
501013 Bus Operator Overtime	\$ 129,315	\$ 102,083	\$ 27,232	27%	\$ 1,031,304	\$ 918,747	\$ 112,557	12%	\$ 1,031,304	\$ 957,701	\$ 73,603	8%	
501021 Other Salaries	\$ 497,090	\$ 541,357	\$ (44,267)	-8%	\$ 4,441,461	\$ 4,872,213	\$ (430,752)	-9%	\$ 4,441,461	\$ 4,157,144	\$ 284,317	7%	
501023 Other Overtime	\$ 28,892	\$ 19,684	\$ 9,208	47%	\$ 224,384	\$ 177,156	\$ 47,228	27%	\$ 224,384	\$ 208,529	\$ 15,855	8%	
Total Labor -	\$ 1,280,688	\$ 1,350,721	\$ (70,033)	-5%	\$ 11,218,385	\$ 12,156,489	\$ (938,104)	-8%	\$ 11,218,385	\$ 10,751,996	\$ 466,389	4%	
FRINGE BENEFITS													
502011 Medicare/Soc. Sec.	\$ 16,884	\$ 20,139	\$ (3,255)	-16%	\$ 153,677	\$ 181,251	\$ (27,574)	-15%	\$ 153,677	\$ 142,803	\$ 10,874	8%	
502021 Retirement	\$ 163,338	\$ 185,973	\$ (22,635)	-12%	\$ 1,499,421	\$ 1,673,757	\$ (174,336)	-10%	\$ 1,499,421	\$ 1,345,057	\$ 154,364	11%	
502031 Medical Insurance	\$ 412,548	\$ 438,530	\$ (25,982)	-6%	\$ 3,484,044	\$ 3,946,770	\$ (462,726)	-12%	\$ 3,484,044	\$ 3,402,830	\$ 81,214	2%	
502041 Dental Insurance	\$ 40,139	\$ 40,928	\$ (789)	-2%	\$ 351,667	\$ 368,351	\$ (16,684)	-5%	\$ 351,667	\$ 333,977	\$ 17,690	5%	
502045 Vision Insurance	\$ 10,600	\$ 11,336	\$ (736)	-6%	\$ 97,608	\$ 102,023	\$ (4,415)	-4%	\$ 97,608	\$ 96,396	\$ 1,212	1%	
502051 Life Insurance	\$ 3,738	\$ 4,414	\$ (676)	-15%	\$ 30,698	\$ 39,726	\$ (9,028)	-23%	\$ 30,698	\$ 34,624	\$ (3,926)	-11%	
502060 State Disability	\$ 11,624	\$ 30,599	\$ (18,975)	-62%	\$ 92,733	\$ 275,391	\$ (182,658)	-66%	\$ 92,733	\$ 116,184	\$ (23,451)	-20%	
502061 Disability Insurance	\$ 17,342	\$ 15,926	\$ 1,416	9%	\$ 153,728	\$ 143,334	\$ 10,394	7%	\$ 153,728	\$ 139,365	\$ 14,363	10%	
502071 State Unemp. Ins	\$ 868	\$ 8,019	\$ (7,151)	-89%	\$ 53,227	\$ 72,171	\$ (18,944)	-26%	\$ 53,227	\$ 53,712	\$ (485)	-1%	
502081 Worker's Comp Ins	\$ 84,439	\$ 116,390	\$ (31,951)	-27%	\$ 809,628	\$ 1,047,510	\$ (237,882)	-23%	\$ 809,628	\$ 730,467	\$ 79,161	11%	
502083 Worker's Comp IBNR	\$ -	\$ -	\$ -	0%	\$ -	\$ -	\$ -	0%	\$ -	\$ -	\$ -	0%	
502101 Holiday Pay	\$ 1,629	\$ 28,652	\$ (27,023)	-94%	\$ 254,352	\$ 257,868	\$ (3,516)	-1%	\$ 254,352	\$ 252,594	\$ 1,758	1%	
502103 Floating Holiday	\$ 1,569	\$ 5,467	\$ (3,898)	-71%	\$ 17,889	\$ 49,203	\$ (31,314)	-64%	\$ 17,889	\$ 17,062	\$ 827	5%	
502109 Sick Leave	\$ 43,640	\$ 63,400	\$ (19,760)	-31%	\$ 421,352	\$ 570,600	\$ (149,248)	-26%	\$ 421,352	\$ 364,509	\$ 56,843	16%	
502111 Annual Leave	\$ 115,379	\$ 125,133	\$ (9,754)	-8%	\$ 1,208,155	\$ 1,126,197	\$ 81,958	7%	\$ 1,208,155	\$ 1,257,614	\$ (49,459)	-4%	
502121 Other Paid Absence	\$ 9,333	\$ 13,692	\$ (4,359)	-32%	\$ 85,184	\$ 123,227	\$ (38,043)	-31%	\$ 85,184	\$ 140,263	\$ (55,079)	-39%	
502251 Physical Exams	\$ 1,651	\$ 3,019	\$ (1,368)	-45%	\$ 5,704	\$ 27,171	\$ (21,467)	-79%	\$ 5,704	\$ 5,688	\$ 16	0%	
502253 Driver Lic Renewal	\$ 413	\$ 433	\$ (20)	-5%	\$ 1,360	\$ 3,897	\$ (2,537)	-65%	\$ 1,360	\$ 1,599	\$ (239)	-15%	
502999 Other Fringe Benefits	\$ 6,420	\$ 8,027	\$ (1,607)	-20%	\$ 76,909	\$ 72,243	\$ 4,666	6%	\$ 76,909	\$ 87,049	\$ (10,140)	-12%	
Total Fringe Benefits -	\$ 941,554	\$ 1,120,077	\$ (178,523)	-16%	\$ 8,797,336	\$ 10,080,690	\$ (1,283,354)	-13%	\$ 8,797,336	\$ 8,521,793	\$ 275,543	3%	
Total Personnel Expenses -	\$ 2,222,242	\$ 2,470,798	\$ (248,556)	-10%	\$ 20,015,721	\$ 22,237,179	\$ (2,221,458)	-10%	\$ 20,015,721	\$ 19,273,789	\$ 741,932	4%	1

5-2.24

FY2008
Consolidated Operating Expenses
For the month ending - March 31, 2008

	Current Period				Year to Date				YTD Year Over Year Comparison				Notes
	Actual	Budget	\$ Var	% Var	Actual	Budget	\$ Var	% Var	Actual		\$ Var	% Var	
									FY08	FY07			
SERVICES													
503011 Acctg & Audit Fees	\$ -	\$ 8,333	\$ (8,333)	-100%	\$ 38,665	\$ 75,249	\$ (36,584)	-49%	\$ 38,665	\$ 35,875	\$ 2,790	8%	
503012 Admin & Bank Fees	\$ 44,120	\$ 19,669	\$ 24,451	124%	\$ 131,290	\$ 177,021	\$ (45,731)	-26%	\$ 131,290	\$ 114,258	\$ 17,032	15%	2
503031 Prof & Tech Fees	\$ 17,178	\$ 32,126	\$ (14,948)	-47%	\$ 109,047	\$ 289,134	\$ (180,087)	-62%	\$ 109,047	\$ 147,318	\$ (38,271)	-26%	3
503032 Legislative Services	\$ 7,500	\$ 8,084	\$ (584)	-7%	\$ 67,970	\$ 72,756	\$ (4,786)	-7%	\$ 67,970	\$ 65,775	\$ 2,195	3%	
503033 Legal Services	\$ -	\$ 4,306	\$ (4,306)	-100%	\$ 1,259	\$ 38,754	\$ (37,495)	-97%	\$ 1,259	\$ 1,120	\$ 139	12%	
503034 Pre-Employ Exams	\$ 546	\$ 2,083	\$ (1,537)	-74%	\$ 7,653	\$ 18,747	\$ (11,094)	-59%	\$ 7,653	\$ 15,954	\$ (8,301)	-52%	
503041 Temp Help	\$ 6,178	\$ 1,375	\$ 4,803	349%	\$ 83,595	\$ 12,375	\$ 71,220	576%	\$ 83,595	\$ 26,771	\$ 56,824	212%	4
503161 Custodial Services	\$ 5,460	\$ 6,120	\$ (660)	-11%	\$ 51,114	\$ 55,080	\$ (3,966)	-7%	\$ 51,114	\$ 46,446	\$ 4,668	10%	
503162 Uniform & Laundry	\$ 2,673	\$ 3,743	\$ (1,070)	-29%	\$ 29,515	\$ 33,687	\$ (4,172)	-12%	\$ 29,515	\$ 28,987	\$ 528	2%	
503171 Security Services	\$ 27,296	\$ 36,994	\$ (9,698)	-26%	\$ 248,224	\$ 332,946	\$ (84,722)	-25%	\$ 248,224	\$ 278,041	\$ (29,817)	-11%	5
503221 Classified/Legal Ads	\$ 1,134	\$ 2,383	\$ (1,249)	-52%	\$ 10,861	\$ 21,447	\$ (10,586)	-49%	\$ 10,861	\$ 11,915	\$ (1,054)	-9%	
503222 Legal Advertising	\$ -	\$ -	\$ -	0%	\$ -	\$ -	\$ -	0%	\$ -	\$ -	\$ -	0%	
503225 Graphic Services	\$ -	\$ 1,717	\$ (1,717)	-100%	\$ -	\$ 15,453	\$ (15,453)	-100%	\$ -	\$ 15,810	\$ (15,810)	-100%	
503351 Repair - Bldg & Impr	\$ 3,953	\$ 3,542	\$ 411	12%	\$ 65,343	\$ 31,878	\$ 33,465	105%	\$ 65,343	\$ 35,148	\$ 30,195	86%	
503352 Repair - Equipment	\$ 9,872	\$ 26,236	\$ (16,364)	-62%	\$ 127,101	\$ 236,124	\$ (109,023)	-46%	\$ 127,101	\$ 116,215	\$ 10,886	9%	6
503353 Repair - Rev Vehicle	\$ 21,661	\$ 24,255	\$ (2,594)	-11%	\$ 210,443	\$ 218,295	\$ (7,852)	-4%	\$ 210,443	\$ 185,560	\$ 24,883	13%	
503354 Repair - Non Rev Vehicle	\$ 4,311	\$ 4,652	\$ (341)	-7%	\$ 24,064	\$ 41,868	\$ (17,804)	-43%	\$ 24,064	\$ 22,485	\$ 1,579	7%	
503363 Haz Mat Disposal	\$ 1,560	\$ 2,042	\$ (482)	-24%	\$ 23,320	\$ 18,378	\$ 4,942	27%	\$ 23,320	\$ 21,987	\$ 1,333	6%	
Total Services -	\$ 153,442	\$ 187,660	\$ (34,218)	-18%	\$ 1,229,464	\$ 1,689,192	\$ (459,728)	-27%	\$ 1,229,464	\$ 1,169,665	\$ 59,799	5%	
MOBILE MATERIALS AND SUPPLIES													
504011 Fuels & Lube Non Rev Veh	\$ 7,623	\$ 10,226	\$ (2,603)	-25%	\$ 109,964	\$ 92,034	\$ 17,930	19%	\$ 109,964	\$ 77,016	\$ 32,948	43%	
504012 Fuels & Lube Rev Veh	\$ 214,711	\$ 269,649	\$ (54,938)	-20%	\$ 1,741,800	\$ 2,408,841	\$ (667,041)	-28%	\$ 1,741,800	\$ 1,492,096	\$ 249,704	17%	7
504021 Tires & Tubes	\$ 14,533	\$ 18,700	\$ (4,167)	-22%	\$ 137,181	\$ 168,300	\$ (31,119)	-18%	\$ 137,181	\$ 123,107	\$ 14,074	11%	8
504161 Other Mobile Supplies	\$ 760	\$ 667	\$ 93	14%	\$ 5,363	\$ 6,003	\$ (640)	-11%	\$ 5,363	\$ 7,135	\$ (1,772)	-25%	
504191 Rev Vehicle Parts	\$ 71,184	\$ 56,800	\$ 14,384	25%	\$ 550,263	\$ 511,200	\$ 39,063	8%	\$ 550,263	\$ 469,580	\$ 80,683	17%	9
Total Mobile Materials & Supplies -	\$ 308,811	\$ 356,042	\$ (47,231)	-13%	\$ 2,544,571	\$ 3,186,378	\$ (641,807)	-20%	\$ 2,544,571	\$ 2,168,934	\$ 375,637	17%	

5-2.95

FY2008
Consolidated Operating Expenses
For the month ending - March 31, 2008

	Current Period				Year to Date				YTD Year Over Year Comparison				Notes
	Actual	Budget	\$ Var	% Var	Actual	Budget	\$ Var	% Var	FY08	FY07	\$ Var	% Var	
<u>OTHER MATERIALS & SUPPLIES</u>													
504205 Freight Out	\$ 940	\$ 412	\$ 528	128%	\$ 3,354	\$ 3,708	\$ (354)	-10%	\$ 3,354	\$ 1,588	\$ 1,766	111%	
504211 Postage & Mailing	\$ 620	\$ 1,867	\$ (1,247)	-67%	\$ 12,272	\$ 16,803	\$ (4,531)	-27%	\$ 12,272	\$ 9,846	\$ 2,426	25%	
504214 Promotional Items	\$ -	\$ 2	\$ (2)	-100%	\$ -	\$ 18	\$ (18)	-100%	\$ -	\$ -	\$ -	0%	
504215 Printing	\$ 18,845	\$ 7,401	\$ 11,444	155%	\$ 53,479	\$ 66,609	\$ (13,130)	-20%	\$ 53,479	\$ 34,353	\$ 19,126	56%	10
504217 Photo Supply/Processing	\$ 77	\$ 754	\$ (677)	-90%	\$ 3,088	\$ 6,785	\$ (3,697)	-54%	\$ 3,088	\$ 5,298	\$ (2,210)	-42%	
504311 Office Supplies	\$ 8,494	\$ 7,184	\$ 1,310	18%	\$ 62,329	\$ 64,656	\$ (2,327)	-4%	\$ 62,329	\$ 49,829	\$ 12,500	25%	
504315 Safety Supplies	\$ 523	\$ 1,521	\$ (998)	-66%	\$ 20,456	\$ 13,689	\$ 6,767	49%	\$ 20,456	\$ 9,979	\$ 10,477	105%	
504317 Cleaning Supplies	\$ 549	\$ 4,090	\$ (3,541)	-87%	\$ 36,675	\$ 36,810	\$ (135)	0%	\$ 36,675	\$ 26,866	\$ 9,809	37%	
504409 Repair/Maint Supplies	\$ 13,678	\$ 3,750	\$ 9,928	265%	\$ 54,863	\$ 33,750	\$ 21,113	63%	\$ 54,863	\$ 39,258	\$ 15,605	40%	11
504421 Non-Inventory Parts	\$ 4,318	\$ 3,605	\$ 713	20%	\$ 36,706	\$ 32,445	\$ 4,261	13%	\$ 36,706	\$ 22,764	\$ 13,942	61%	
504511 Small Tools	\$ 107	\$ 824	\$ (717)	-87%	\$ 7,034	\$ 7,416	\$ (382)	-5%	\$ 7,034	\$ 4,510	\$ 2,524	56%	
504515 Employee Tool Rplcmt	\$ 243	\$ 215	\$ 28	13%	\$ 1,019	\$ 1,935	\$ (916)	-47%	\$ 1,019	\$ 1,175	\$ (156)	-13%	
Total Other Materials & Supplies -	\$ 48,394	\$ 31,625	\$ 16,769	53%	\$ 291,275	\$ 284,624	\$ 6,651	2%	\$ 291,275	\$ 205,466	\$ 85,809	42%	
<u>UTILITIES</u>													
505011 Gas & Electric	\$ 15,392	\$ 15,151	\$ 241	2%	\$ 158,769	\$ 136,359	\$ 22,410	16%	\$ 158,769	\$ 134,391	\$ 24,378	18%	
505021 Water & Garbage	\$ 11,016	\$ 9,274	\$ 1,742	19%	\$ 88,922	\$ 83,466	\$ 5,456	7%	\$ 88,922	\$ 67,068	\$ 21,854	33%	
505031 Telecommunications	\$ 11,245	\$ 8,021	\$ 3,224	40%	\$ 71,171	\$ 72,189	\$ (1,018)	-1%	\$ 71,171	\$ 52,378	\$ 18,793	36%	
Total Utilities -	\$ 37,653	\$ 32,446	\$ 5,207	16%	\$ 318,862	\$ 292,014	\$ 26,848	9%	\$ 318,862	\$ 253,837	\$ 65,025	26%	
<u>CASUALTY & LIABILITY</u>													
506011 Insurance - Property	\$ 5,838	\$ 4,678	\$ 1,160	25%	\$ 35,411	\$ 42,102	\$ (6,691)	-16%	\$ 35,411	\$ 26,247	\$ 9,164	35%	
506015 Insurance - PL & PD	\$ 34,362	\$ 35,000	\$ (638)	-2%	\$ 309,257	\$ 315,000	\$ (5,743)	-2%	\$ 309,257	\$ 378,971	\$ (69,714)	-18%	
506021 Insurance - Other	\$ -	\$ 151	\$ (151)	-100%	\$ 1,007	\$ 1,359	\$ (352)	-26%	\$ 1,007	\$ 533	\$ 474	89%	
506123 Settlement Costs	\$ 3,001	\$ 12,500	\$ (9,499)	-76%	\$ 44,006	\$ 112,500	\$ (68,494)	-61%	\$ 44,006	\$ 60,028	\$ (16,022)	-27%	12
506127 Repairs - Dist Prop	\$ (725)	\$ -	\$ (725)	0%	\$ (7,928)	\$ -	\$ (7,928)	0%	\$ (7,928)	\$ (109,444)	\$ 101,516	-93%	
Total Casualty & Liability -	\$ 42,476	\$ 52,329	\$ (9,853)	-19%	\$ 381,753	\$ 470,961	\$ (89,208)	-19%	\$ 381,753	\$ 356,335	\$ 25,418	7%	
<u>TAXES</u>													
507051 Fuel Tax	\$ 223	\$ 888	\$ (665)	-75%	\$ 3,801	\$ 7,992	\$ (4,191)	-52%	\$ 3,801	\$ 7,601	\$ (3,800)	-50%	
507201 Licenses & permits	\$ 605	\$ 980	\$ (375)	-38%	\$ 11,793	\$ 8,820	\$ 2,973	34%	\$ 11,793	\$ 13,007	\$ (1,214)	-9%	
507999 Other Taxes	\$ -	\$ 2,058	\$ (2,058)	-100%	\$ 13,315	\$ 18,522	\$ (5,207)	-28%	\$ 13,315	\$ 15,484	\$ (2,169)	-14%	
Total Utilities -	\$ 828	\$ 3,926	\$ (3,098)	-79%	\$ 28,909	\$ 35,334	\$ (6,425)	-18%	\$ 28,909	\$ 36,092	\$ (7,183)	-20%	

5-2.06

FY2008
Consolidated Operating Expenses
For the month ending - March 31, 2008

	Current Period				Year to Date				YTD Year Over Year Comparison				Notes
	Actual	Budget	\$ Var	% Var	Actual	Budget	\$ Var	% Var	Actual		\$ Var	% Var	
									FY08	FY07			
<u>PURCHASED TRANSPORTATION</u>													
503406 Contr/Paratrans	\$ 19,270	\$ 16,667	\$ 2,603	16%	\$ 207,771	\$ 150,003	\$ 57,768	39%	\$ 207,771	\$ 121,801	\$ 85,970	71%	
Total Purchased Transportation -	\$ 19,270	\$ 16,667	\$ 2,603	16%	\$ 207,771	\$ 150,003	\$ 57,768	39%	\$ 207,771	\$ 121,801	\$ 85,970	71%	
<u>MISC</u>													
509011 Dues & Subscriptions	\$ 2,007	\$ 4,768	\$ (2,761)	-58%	\$ 14,696	\$ 42,912	\$ (28,216)	-66%	\$ 14,696	\$ 59,579	\$ (44,883)	-75%	
509085 Advertising - Rev Product	\$ -	\$ 1,250	\$ (1,250)	-100%	\$ -	\$ 11,250	\$ (11,250)	-100%	\$ -	\$ -	\$ -	0%	
509101 Emp Incentive Prog	\$ 2,331	\$ 2,135	\$ 196	9%	\$ 13,910	\$ 17,415	\$ (3,505)	-20%	\$ 13,910	\$ 294	\$ 13,616	4631%	
509121 Employee Training	\$ 13,523	\$ 1,625	\$ 11,898	732%	\$ 83,780	\$ 84,625	\$ (845)	-1%	\$ 83,780	\$ 21,535	\$ 62,245	289%	13
509123 Travel	\$ 5,932	\$ 4,348	\$ 1,584	36%	\$ 30,342	\$ 39,132	\$ (8,790)	-22%	\$ 30,342	\$ 13,168	\$ 17,174	130%	
509125 Local Meeting Exp	\$ 810	\$ 529	\$ 281	53%	\$ 3,420	\$ 4,761	\$ (1,341)	-28%	\$ 3,420	\$ 4,583	\$ (1,163)	-25%	
509127 Board Director Fees	\$ 100	\$ 1,100	\$ (1,000)	-91%	\$ 8,900	\$ 9,900	\$ (1,000)	-10%	\$ 8,900	\$ 8,800	\$ 100	1%	
509150 Contributions	\$ 150	\$ 54	\$ 96	178%	\$ 248	\$ 486	\$ (238)	-49%	\$ 248	\$ 240	\$ 8	3%	
509197 Sales Tax Expense	\$ -	\$ -	\$ -	0%	\$ (52)	\$ -	\$ (52)	0%	\$ (52)	\$ (6,709)	\$ 6,657	-99%	
509198 Cash Over/Short	\$ 782	\$ -	\$ 782	0%	\$ 1,544	\$ -	\$ 1,544	0%	\$ 1,544	\$ (8,415)	\$ 9,959	-118%	
Total Misc -	\$ 25,635	\$ 15,809	\$ 9,826	62%	\$ 156,788	\$ 210,481	\$ (53,693)	-26%	\$ 156,788	\$ 93,075	\$ 63,713	68%	
<u>LEASES & RENTALS</u>													
512011 Facility Rentals	\$ 62,166	\$ 59,559	\$ 2,607	4%	\$ 523,547	\$ 536,033	\$ (12,486)	-2%	\$ 523,547	\$ 569,715	\$ (46,168)	-8%	
512061 Equipment Rentals	\$ 2,058	\$ 6,273	\$ (4,215)	-67%	\$ 17,195	\$ 56,457	\$ (39,262)	-70%	\$ 17,195	\$ 57,516	\$ (40,321)	-70%	14
Total Leases & Rentals -	\$ 64,224	\$ 65,832	\$ (1,608)	-2%	\$ 540,742	\$ 592,490	\$ (51,748)	-9%	\$ 540,742	\$ 627,231	\$ (86,489)	-14%	
Total Non-Personnel Expenses -	\$ 700,733	\$ 762,336	\$ (61,603)	-8%	\$ 5,700,135	\$ 6,911,477	\$ (1,211,342)	-18%	\$ 5,700,135	\$ 5,032,436	\$ 667,699	13%	
TOTAL OPERATING EXPENSE -	\$ 2,922,975	\$ 3,233,134	\$ (310,159)	-10%	\$ 25,715,856	\$ 29,148,611	\$ (3,432,755)	-12%	\$ 25,715,856	\$ 24,306,225	\$ 1,409,631	6%	

Current Period Notes:

- 1) **Total Personnel Expenses** are below budget due to not being at full complement.
- 2) **Admin & Bank Fees** are over budget due to Sales Tax Admin Fees paid quarterly, while the budget was straight lined.
- 3) **Prof & Tech Fees** are below budget due to website redesign being moved to FY09 and labor negotiations commencing in March.
- 4) **Temp Help** is over budget due to vacancies and work loads.
- 5) **Security Services** are under budget because we don't know when additional security may be needed throughout the year.

5-2.2.7

FY2008
Consolidated Operating Expenses
For the month ending - March 31, 2008

	Current Period				Year to Date				YTD Year Over Year Comparison				Notes
	Actual	Budget	\$ Var	% Var	Actual	Budget	\$ Var	% Var	FY08 Actual	FY07	\$ Var	% Var	
6) Repair - Equipment	is typically paid quarterly or annually on contracts and the budget was straight line. We can not anticipate when equipment repairs costs will be incurred.												
7) Fuels & Lube Rev Veh	is under budget since the budget was built on anticipating increased fuel prices for the year.												
8) Tires & Tubes	are under budget due to less than expected expenditures in March 2008.												
9) Rev Vehicle Parts	are over budget due to bulk purchases of parts in Fleet.												
10) Printing	is over budget due to printing of bus passes in Operations and printing of Headways in Customer Service in March, while the budget was straight lined.												
11) Repair/MaintSupplies	are over budget due to bulk purchases of signs and maint supplies in Facilities.												
12) Settlement costs	are under budget due to less than anticipated settlement costs for the year, while the budget was straight lined.												
13) Employee Training	is over budget due to Hastus training.												
14) Equipment Rental	is under budget due to less than anticipated expenditures in March 2008.												

5-2-08

FY2008
CAPITAL BUDGET
For the month ending - March 31, 2008

	<u>YTD Actual</u>	<u>FY08 Budget</u>	<u>Remaining Budget</u>	<u>% Spent YTD</u>
<u>Grant-Funded Projects</u>				
MetroBase	\$ 4,105,404	\$ 10,300,000	\$ 6,194,596	40%
Purchase 1217 River Street	\$ 1,239,443	\$ 1,237,500	\$ (1,943)	100%
Purchase 1211 River Street	\$ 778,588	\$ 775,000	\$ (3,588)	100%
CNG Bus Conversions (40 Buses)	\$ 2,775,695	\$ 6,800,000	\$ 4,024,305	41%
Local Bus Replacement (8)	\$ -	\$ 3,400,000	\$ 3,400,000	0%
Pacific Station Project	\$ 20,249	\$ 2,729,494	\$ 2,709,245	1%
H17 Bus Replacement (5)	\$ -	\$ 2,262,000	\$ 2,262,000	0%
Hwy 17 Wireless (Air District)	\$ 41,362	\$ 42,500	\$ 1,139	97%
Transmission	\$ 12,365	\$ 15,000	\$ 2,635	82%
Subtotal Grant Funded Projects	\$ 8,973,106	\$ 27,561,494	\$ 18,588,388	33%
<u>District Funded Projects</u>				
<u>IT Projects</u>				
ATP - Hastus Run Time Analysis Program - IT/OPS	\$ -	\$ 40,000	\$ 40,000	0%
Qquest Time Clocks	\$ 7,678	\$ 9,000	\$ 1,322	85%
ABS Financial System & Modules	\$ 10,877	\$ 8,000	\$ (2,877)	136%
ABS Laser Printer & Software for Checks	\$ 2,940	\$ 7,200	\$ 4,260	41%
Laptops (2) Fleet & Finance	\$ 4,598	\$ 4,000	\$ (598)	115%
FAS - Fixed Asset Mgmt. Software	\$ 3,191	\$ 4,000	\$ 809	80%
Web Access Control Appliance	\$ 3,275	\$ 3,000	\$ (275)	109%
Printer - Ops	\$ 1,665	\$ 1,800	\$ 135	93%
<u>Facilities Repair & Improvements</u>				
Bus Stop Improvements (20 total)	\$ 10,000	\$ 164,251	\$ 154,251	6%
Bus Stop Improvements (China Grade Turnout) **	\$ 5,689	\$ 121,000	\$ 115,311	5%
Bus Shelters - LNI	\$ 42,371	\$ 45,000	\$ 2,629	94%
2-way Radio & Telephone Recording System (Exacom System)	\$ -	\$ 30,000	\$ 30,000	0%
Reseal Operations Facility Roof	\$ -	\$ 25,600	\$ 25,600	0%
ParaCruz Vehicle Hoist	\$ -	\$ 17,500	\$ 17,500	0%
Replace HVAC at ParaCruz Facility	\$ -	\$ 14,500	\$ 14,500	0%
Repair Parking Lots (Greyhound, Soquel Park & Ride)	\$ 2,500	\$ 5,000	\$ 2,500	50%
Repair Sidewalks & Bus Lanes (Pacific Station)	\$ 4,480	\$ 5,000	\$ 520	90%
Cubicle Walls (ParaCruz)	\$ -	\$ 10,000	\$ 10,000	0%
Digital ID Card Processing Equip. for Pacific Station	\$ -	\$ 15,000	\$ 15,000	0%
Replace Toilets at Pacific Station & (1) Waterless	\$ 1,423	\$ 9,600	\$ 8,177	15%
Bus Operators Lockers	\$ 4,222	\$ 4,800	\$ 578	88%
Two-way Radio Portable Radio Hand-paks (4)	\$ 3,803	\$ 3,500	\$ (303)	109%
Coin Machine Replacement - Pacific Station	\$ 4,539	\$ 5,000	\$ 461	91%
Money Counting Program - OPS	\$ 2,214	\$ 2,500	\$ 286	89%

5-2.49

FY2008
CAPITAL BUDGET
For the month ending - March 31, 2008

	<u>YTD Actual</u>	<u>FY08 Budget</u>	<u>Remaining Budget</u>	<u>% Spent YTD</u>
<u>Revenue Vehicle Replacement</u>				
Purchase ParaCruz Vans (3)	\$ 108,828	\$ 216,303	\$ 107,475	50%
Rebuild Bus Engines (16 remaining) 1998 Fleet	\$ 41,698	\$ 168,000	\$ 126,302	25%
New John Deere Engines (2)	\$ 76,434	\$ 76,435	\$ 1	100%
<u>Non-Revenue Vehicle Replacement</u>				
ParaCruz Staff Car	\$ -	\$ 20,000	\$ 20,000	0%
Facility Service Body Truck (2)	\$ 21,981	\$ 60,000	\$ 38,019	37%
Pickup for Fleet (2)	\$ 33,118	\$ 35,000	\$ 1,882	95%
Hybrid - Admin	\$ 26,293	\$ 30,500	\$ 4,207	86%
Supervisor Vehicle	\$ -	\$ 29,500	\$ 29,500	0%
Shuttle Van	\$ -	\$ 27,500	\$ 27,500	0%
<u>Maint Equipment</u>				
Replace Repeater - Davenport	\$ -	\$ 15,000	\$ 15,000	0%
Wire Welder	\$ 1,649	\$ 2,039	\$ 390	81%
Forklift (Purchased from Casey Printing)	\$ 1,250	\$ 1,250	\$ -	100%
<u>Office Equipment</u>				
ADD - Ergonomic Desk - ADD	\$ 1,966	\$ -	\$ (1,966)	100%
<u>Admin</u>				
Purchase & Renovation of Vernon Bldg	\$ 3,997,564	\$ 6,964,902	\$ 2,967,338	57%
<hr/>				
Subtotal District Funded Projects	\$ 4,426,248	\$ 8,201,680	\$ 3,775,432	54%
<hr/>				
TOTAL CAPITAL PROJECTS	\$ 13,399,354	\$ 35,763,174	\$ 22,363,820	37%

5-2.910

FY2008
CAPITAL BUDGET
For the month ending - March 31, 2008

	<u>YTD Actual</u>	<u>FY08 Budget</u>	<u>Remaining Budget</u>	<u>% Spent YTD</u>
<u>CAPITAL FUNDING</u>				
Federal Capital Grants	\$ 2,021,340	\$ 3,798,527	\$ 1,777,187	53%
State/Other Capital Grants	\$ 2,837,305	\$ 12,919,865	\$ 10,082,560	22%
AB 3090	\$ 3,310,267	\$ 6,363,000	\$ 3,052,733	52%
STA Funding (Current Year & Prior Year Deferred)	\$ 4,427,163	\$ 7,087,337	\$ 2,660,174	62%
Alternative Fuel Conversion Fund	\$ -	\$ 462,000	\$ 462,000	0%
Bus Stop Improvement Reserves	\$ -	\$ 100,000	\$ 100,000	0%
District Reserves	\$ 803,279	\$ 5,032,445	\$ 4,229,166	16%
TOTAL CAPITAL FUNDING	\$ 13,399,354	\$ 35,763,174	\$ 22,363,820	37%

5-2.a11



AGENDA

MAY 21, 2008 - 6:00 PM

**PACIFIC STATION CONFERENCE ROOM
920 PACIFIC AVENUE, SANTA CRUZ, CALIFORNIA**

- 1. ROLL CALL**
- 2. AGENDA ADDITIONS/DELETIONS**
- 3. ORAL/WRITTEN COMMUNICATION**
- 4. CONSIDERATION OF MINUTES OF APRIL 2008**
- 5. RIDERSHIP REPORT FOR FEBRUARY 2008**
- 6. PARACRUZ OPERATIONS STATUS REPORT FOR JANUARY 2008**
- 7. REPORT BY MAC REPRESENTATIVE TO OTHER TRANSIT-RELATED MEETINGS**
- 8. DISCUSSION OF MARKETING TOPICS TO INCREASE RIDERSHIP**
- 9. CONSIDERATION OF REVISED ELDERLY & DISABLED DISCOUNT FARE PROGRAM**
- 10. DISTRIBUTION OF MAC VOUCHERS**
- 11. COMMUNICATIONS TO METRO GENERAL MANAGER**
- 12. COMMUNICATIONS TO METRO BOARD OF DIRECTORS**
- 13. ITEMS FOR NEXT MEETING AGENDA**
- 14. ADJOURNMENT**

*NEXT MEETING: WEDNESDAY, MAY 21, 2008, AT 6:00 PM
PACIFIC STATION CONFERENCE ROOM*

5-4.1

SANTA CRUZ METROPOLITAN TRANSIT DISTRICT

Minutes - METRO Advisory Committee (MAC)

March 19, 2008

The METRO Advisory Committee (MAC) met on Wednesday, March 19, 2008 in the METRO Center Conference Room located at 920 Pacific Avenue in Santa Cruz, California.

Chair Naomi Gunther called the meeting to order at 6:10 p.m.

1. ROLL CALL:

MEMBERS PRESENT

Dave Williams
Dennis Papadopulo
Naomi Gunther, Chair
Robert Yount
Stuart Rosenstein

MEMBERS ABSENT

Heidi Curry
Mara Murphy, Vice Chair

STAFF PRESENT

April Warnock, Acting Asst. Paratransit Superint.
Mary Ferrick, Fixed Route Superintendent

VISITORS PRESENT

Bonnie Morr, UTU

2. AGENDA ADDITIONS/DELETIONS

Chair Naomi Gunther asked that the item regarding educating the public be postponed due to the absence of Vice-Chair Mara Murphy.

3. ORAL/WRITTEN COMMUNICATION

Bonnie Morr said that she knew that the District had distributed the contracts from UTU and the ParaCruz Operators, and although MAC had previously determined and requested the specific contents of their binders, Ms. Morr said she felt that "we" were leaving out the SEIU contract, because it has an impact on who the folks that work on the service, and scheduling...things along those lines come under that. Ms. Morr distributed copies of the SEIU MOU, which is attached to the file copy of these minutes, and said then the committee could decide whether or not to include it in their binders. Stuart Rosenstein asked if the MOU was available online and questioned whether it was necessary to have the MOU in the binder, or just a link. Ms. Morr replied that they were all available online and that it was up to the committee to decide what they wanted to do with the SEIU contract, and she thought that if the committee was going to look at the full scope of what is being done, then they should know what all the job descriptions are, what they do, and who they are, and how it works. Robert Yount thanked Ms. Morr.

4. CONSIDERATION OF MINUTES OF FEBRUARY 20, 2008

Stuart Rosenstein said that he had a question about the last recommendation. Robert Yount clarified the issue for Mr. Rosenstein.

ACTION: MOTION: DAVE WILLIAMS SECOND: ROBERT YOUNT

ACCEPT AND FILE MINUTES OF THE FEBRUARY 2008 MEETING AS PRESENTED.

Motion passed unanimously with Dennis Papadopulo abstaining, and Mara Murphy and Heidi curry being absent.

5-4.2

5. RIDERSHIP REPORT FOR DECEMBER 2007

Chair Naomi Gunther noticed that there was a different look to the report than the previous year. Robert Yount observed a ten percent increase in ridership on route 71. Robert Yount said that it looked like there was a twenty percent increase in ridership overall, and said that could be partly affected by UCSC and how many days they had in December. Chair Gunther said that the number of campus closure days changes from year to year. Dennis Papadopulo asked if Cabrillo College took Spring Break at the same time as UCSC. Chair Naomi Gunther said she was unsure, and noted that Cabrillo bus passes are restricted to school days only, while UCSC bus passes are not restricted. Dave Williams asked what the term S/D indicated? Mary Ferrick replied that it stood for Senior/Disabled, and that the two columns indicated how many single fare-paying riders and how many day pass riders.

6. PARACRUZ OPERATIONS STATUS REPORT FOR NOVEMBER 2007

Robert Yount wondered how the service runs so well. Mr. Yount noted that Director Rotkin had asked about the average time of 30 seconds it took to answer calls, and Mr. Yount recounted that Wally Brondstatter had said that he believed it to be an anomaly and not a rising trend. April Warnock said that the data in the report was incorrect, and that the erroneous data might have come from a previous report. Ms. Warnock described how the phone system operates, and said that an additional message has been added, which could possibly add a few seconds to the wait time. Chair Naomi Gunther observed that the wait time should be measured from the time the informational message has completed playing until the time a representative answers. Robert Yount said that a response time of 30 seconds was excellent and he wondered if any other system in the nation could be doing better. Dave Williams asked Ms. Warnock why the fixed route and paratransit reports are from different months. Staff said that the committee sees the same reports as the Board of Directors, and that the discrepancy may have been due to the unavailability of a previous report.

7. DISCUSSION OF MAC ORIENTATION PROCEDURE AND CREATING A GUIDELINE MANUAL

Chair Naomi Gunther asked Robert Yount for his proposals. Mr. Yount distributed a rough draft copy of topics for inclusion in the MAC binder, which is attached to the file copy of these minutes, and asked the committee to make changes on the draft copy, and said that the topics could be discussed at the next MAC meeting. Stuart Rosenstein noticed an error and asked that the word committee be used instead of group. Mr. Yount asked for email responses to his suggestions from the committee members and detailed a few changes he would make. Chair Gunther advised members to go over the topics, and asked Mr. Yount if the rough draft could be emailed to absent members. Mr. Yount said he would write a note and have staff email the topics. Chair Gunther stated that the draft copy of topics has become a useful working document that will need to be kept up-to-date, and suggested that most of the work be done outside of the meeting, with periodic review by the committee.

5-4.3

8. DISCUSSION OF CREATING A PLANNED SCHEDULE OF EVENTS FOR THE 2008 MAC MEETINGS

Chair Naomi Gunther noted that the MAC tour of METRO facilities was tentatively scheduled for June and that the November MAC meeting might be in Watsonville. Mr. Yount said that the budget should be reviewed in May. Chair Gunther said that there was an open discussion on whether or not to have a MAC meeting in July, and invited opinions. Stuart Rosenstein asked if there were any pending BOD items to be aware of. Bonnie Morr said that the Fall Bid is in September, and that the UTU contract should be negotiated by the end of June. Robert Yount suggested that the committee review the conclusion of the UTU contract negotiations in June, when the preliminary information is divulged. Mr. Yount said that MAC has previously stayed out of the contract discussions; however, the Chair of the METRO BOD said that it is open for discussion by MAC because it comes before the Board, and since the committee now had information about the contract, Mr. Yount suggested that it be reviewed along with the Fall Bid in June. Chair Gunther suggested that the facilities tour be moved to August, and she said that there would be a lot to cover in June.

Bonnie Morr said that UTU will hold a Seniors Appreciation dinner on Saturday, May 24th, at the Market Street Senior Center and she extended an invitation to MAC members.

Chair Naomi Gunther said that it sounded like it was possible to take July off, and asked if the committee was still interested, or if they had any objections. Dave Williams said as long as there is nothing pressing. Chair Gunther said that it was possible that there might be too many items to address in June, and that it is hard to anticipate exactly what June will look like. Robert Yount suggested putting it down as tentative. Chair Gunther said that one of the advantages of having a month off is so that people could make plans. Stuart Rosenstein said that if there was no pressing business in June, he supported taking July off. Dennis Papadopulo suggested waiting until the month prior to decide.

Robert Yount said that the alternative is to have the meeting cancelled due to lack of quorum. Mr. Rosenstein said that he thought it was unfair to staff to leave it up in the air in this manner, and suggested that a decision be made. Chair Gunther asked if it was anticipated that there would be more issues on the table in May or June that MAC will want to discuss in the past. Mr. Yount speculated that the Union contract might be an issue and that the BOD might really want MAC to meet. Chair Gunther said she agreed with Mr. Rosenstein that a decision must be made rather than designating a tentative MAC meeting, but she also proposed canceling the August meeting instead. Dave Williams said that the MAC would essentially miss two meetings since the June meeting is just a facilities tour. Mr. Rosenstein suggested having the meeting after the tour. Chair Gunther said that it was too unclear whether or not the meeting could be canceled, and she recommended that this year be used to gauge the possibility for future years. Mr. Rosenstein said that he supported that idea, and he said consideration should be given to notify staff of absences in advance of meetings. Chair Gunther reminded members to notify her or METRO staff of absences.

5-4.4

9. DISTRIBUTION OF MAC VOUCHERS

Mary Ferrick distributed METRO ride vouchers to the MAC members at this time.

10. COMMUNICATIONS TO METRO GENERAL MANAGER

Dave Williams asked that METRO staff clarify the ParaCruz fare policy as it relates to same-day changes, especially in the case of erroneous drop-off addresses. Mr. Williams said he was concerned that clients on a one-way trip to an inaccurate address might not have the additional fare for the unplanned, unscheduled return ride home.

Robert Yount suggested production of a public service announcement designed to educate and increase the ridership for METRO, and he distributed a draft of topics to cover, which is attached to the file copy of these minutes. Mr. Yount said that a video presentation could be easily distributed to schools and colleges to orient new riders, and he reviewed topics and scenarios that could be videotaped. Mr. Yount said he welcomed suggestions for topics or issues.

11. COMMUNICATIONS TO METRO BOARD OF DIRECTORS

None at this time.

12. ITEMS FOR NEXT MEETING AGENDA

- Discussion of MAC representation and outreach to other transit-related committee meetings
- Discussion of marketing topics to increase ridership

ADJOURN

There being no further business, Chair Naomi Gunther thanked everyone for participating and adjourned the meeting at 7:57 p.m.

Respectfully submitted,

ANTHONY TAPIZ
Administrative Assistant

SANTA CRUZ METROPOLITAN TRANSIT DISTRICT

DATE: May 23rd, 2008
TO: Board of Directors
FROM: April Warnock, Paratransit Superintendent
SUBJECT: METRO PARACRUZ OPERATIONS STATUS REPORT

I. RECOMMENDED ACTION

This report is for information only- no action requested

II. SUMMARY OF ISSUES

- METRO ParaCruz is the federally mandated ADA complementary paratransit program of the Transit District, providing shared ride, door-to-door demand-response transportation to customers certified as having disabilities that prevent them from independently using the fixed route bus.
- METRO assumed direct operation of paratransit services November 1, 2004.
- Operating Statistics and customer feedback information reported are for the month of February 2008.
- A breakdown of pick-up times beyond the ready window is included.

III. DISCUSSION

METRO ParaCruz is the federally mandated ADA complementary paratransit program of the Transit District, providing shared ride, door-to-door demand-response transportation to customers certified as having disabilities that prevent them from independently using the fixed route bus.

METRO began direct operation of ADA paratransit service (METRO ParaCruz) beginning November 1, 2004. This service had been delivered under contract since 1992.

There has been discussion regarding ParaCruz on-time performance. It was noted that most statistical data continues to show improvement, the reported percentage of pick ups performed within the "ready window" has remained relatively consistent, hovering at roughly 90%. Staff was requested to provide a break down the pick-ups beyond the "ready window".

5-5.1

The table below displays the percentage of pick-ups within the “ready window” and a breakdown in 5-minute increments for pick-ups beyond the “ready window”.

	February 2007	February 2008
Total pick ups	6277	6777
Percent in “ready window”	90.68%	94.57%
1 to 5 minutes late	3.07%	.44%
6 to 10 minutes late	2.74%	.35%
11 to 15 minutes late	1.29%	.21%
16 to 20 minutes late	.80%	.18%
21 to 25 minutes late	.70%	.04%
26 to 30 minutes late	.32%	.04%
31 to 35 minutes late	.21%	.01%
36 to 40 minutes late	.08%	.03%
41 or more minutes late (excessively late/missed trips)	.01%	.09%
Total beyond “ready window”	9.32%	5.43%

During the month of February 2008, ParaCruz received twelve (12) service complaints and four (4) compliments. Five (5) of the complaints were found to be “not valid”. Six (6) of the complaints were un-verifiable. The one (1) valid complaint was regarding an Operator completing a five-minute wait two minutes after the beginning of the client’s Ready Window.

Comparative Operating Statistics This Fiscal Year, Last Fiscal Year through February.

	February 07	February 08	Fiscal 06-07	Fiscal 07-08
Requested	7367	7281	61,981	61,989
Performed	6277	6777	54,442	57,452
Cancels	20.05%	17.35%	19.02%	16.68%
No Shows	3.11%	2.38%	2.99%	2.44%
Total miles	43,976	44,106	377,290	378,263
Av trip miles	5.05	4.83	5.05	5.10
Within ready window	90.68%	94.57%	90.53%	93.79%
Excessively late/missed trips	8	2	105	24
Call center volume	5424	5837	46,651	49,823
Call average seconds to answer	26	27	29	29
Hold times less than 2 minutes	96%	96%	96%	96%
Distinct riders	742	769	1,537	1546
Most frequent rider	55 rides	41 rides	346 rides	342 rides
Shared rides	62.5%	72.5%	65.9%	65.7%
Passengers per rev hour	1.87	2.09	1.75	2.44
Rides by supplemental providers	7.26%	8.25%	8.57%	15.30%
Vendor cost per ride	\$24.88	\$21.19	\$23.90	\$22.79
ParaCruz driver cost per ride (estimated)	\$26.95	\$23.15	\$25.69	\$23.83
Rides < 10 miles	81.75%	70.74%	82.25%	71.95%
Rides > 10	18.25%	29.26%	17.75%	28.05%

IV. FINANCIAL CONSIDERATIONS

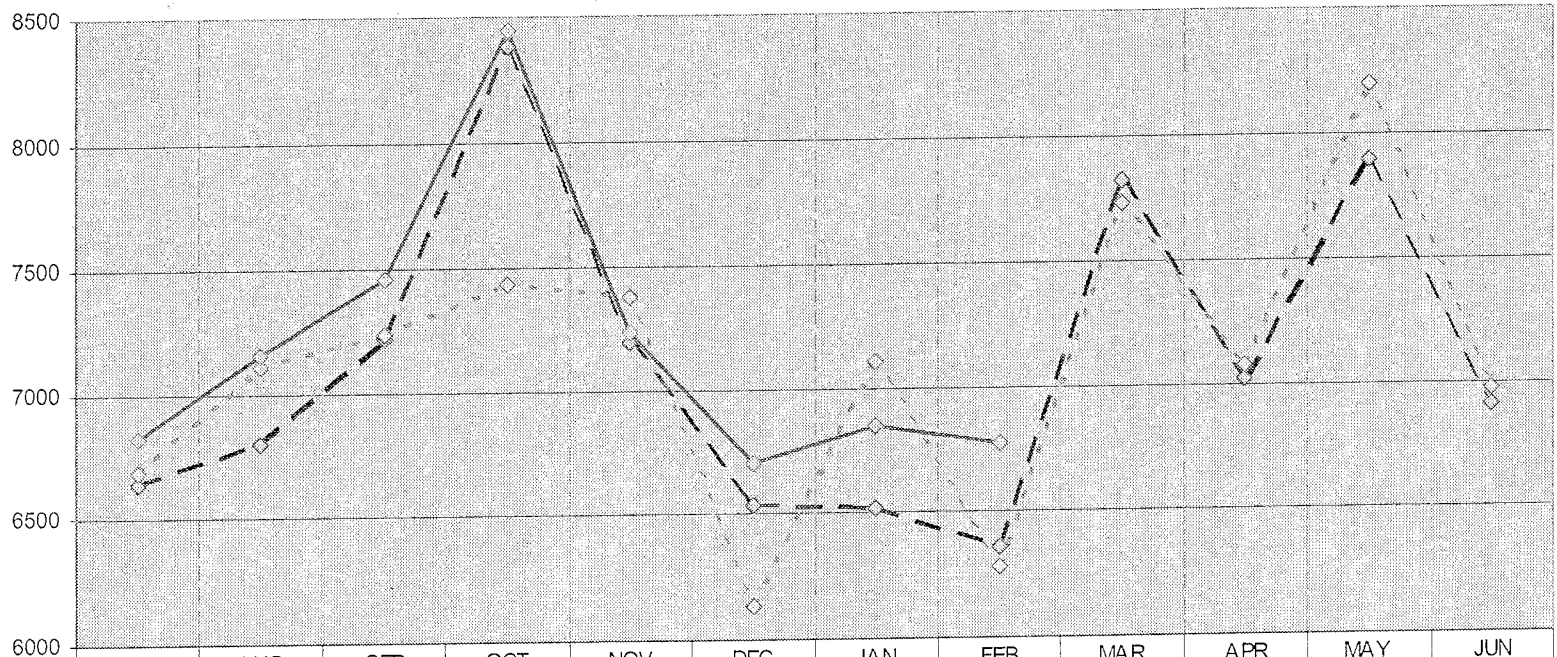
NONE

V. ATTACHMENTS

- Attachment A:** Number of Rides Comparison Chart
- Attachment B:** Shared vs. Total Rides Chart
- Attachment C:** Mileage Comparison Chart
- Attachment D:** Year To Date Mileage Chart
- Attachment E:** Daily Drivers vs. Subcontractor Chart

5-5.3

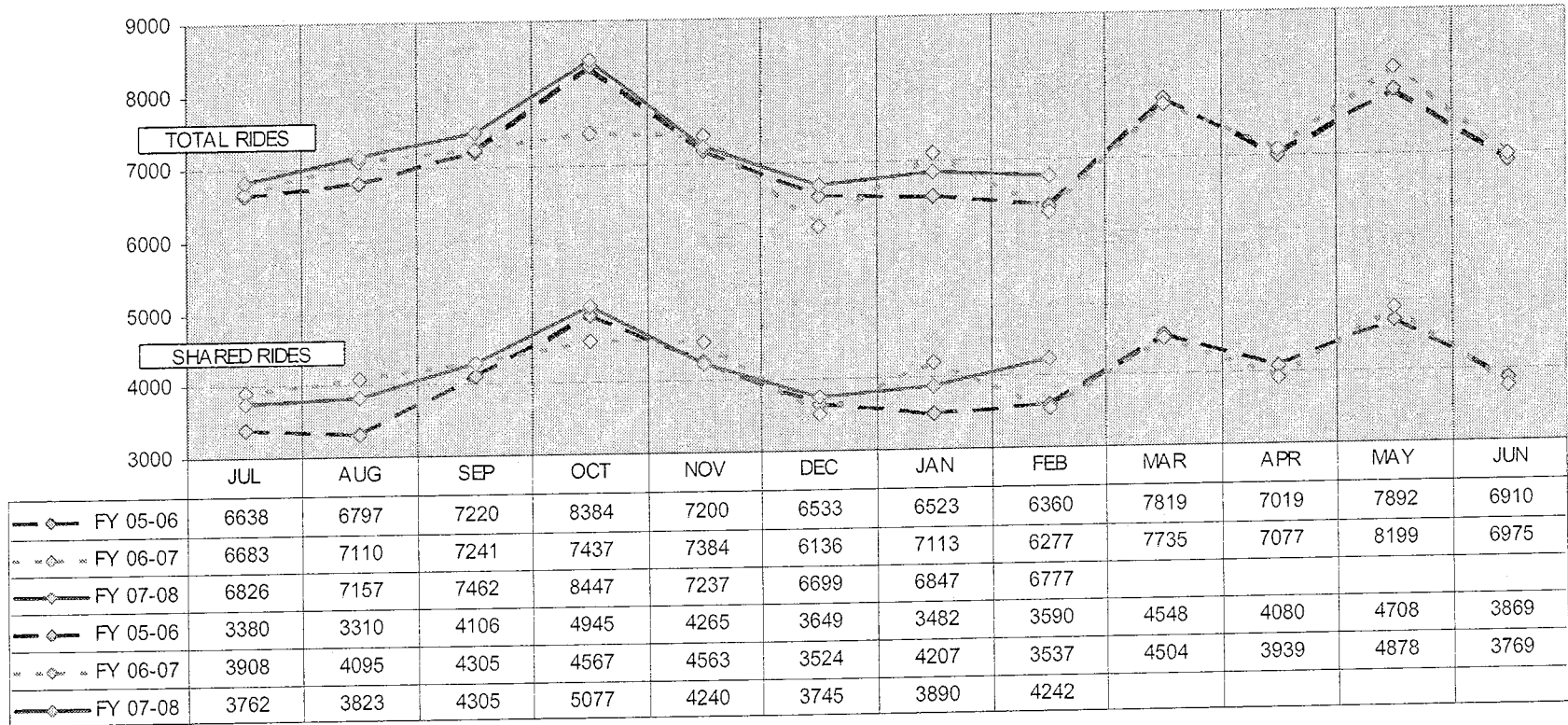
NUMBER OF RIDES COMPARISON



	JUL	AUG	SEP	OCT	NOV	DEC	JAN	FEB	MAR	APR	MAY	JUN
—◆— FY 05-06	6638	6797	7220	8384	7200	6533	6523	6360	7819	7019	7892	6910
- -◆- FY 06-07	6683	7110	7241	7437	7384	6136	7113	6277	7735	7077	8199	6975
—◆— FY 07-08	6826	7157	7462	8447	7237	6699	6847	6777				

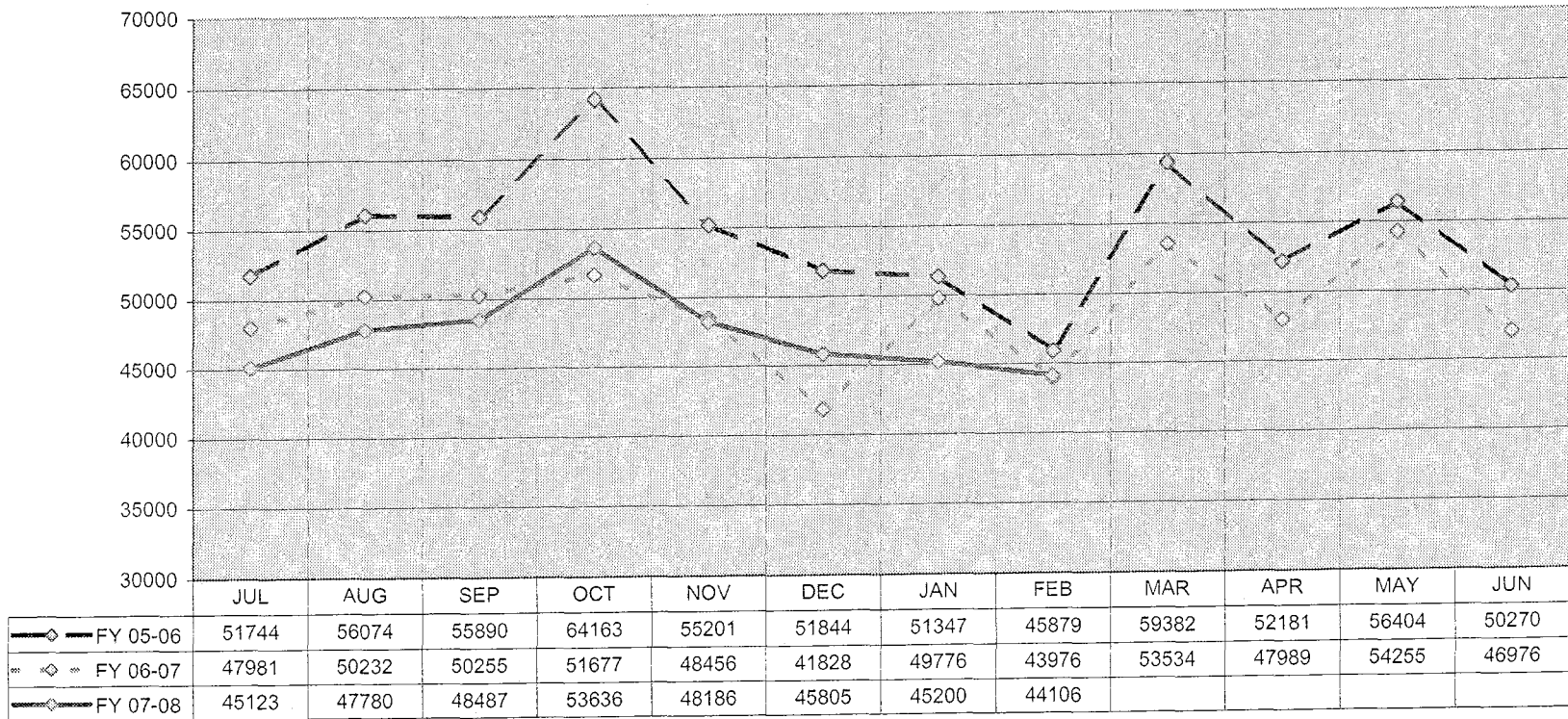
S-5.a.1

SHARED VS TOTAL RIDES



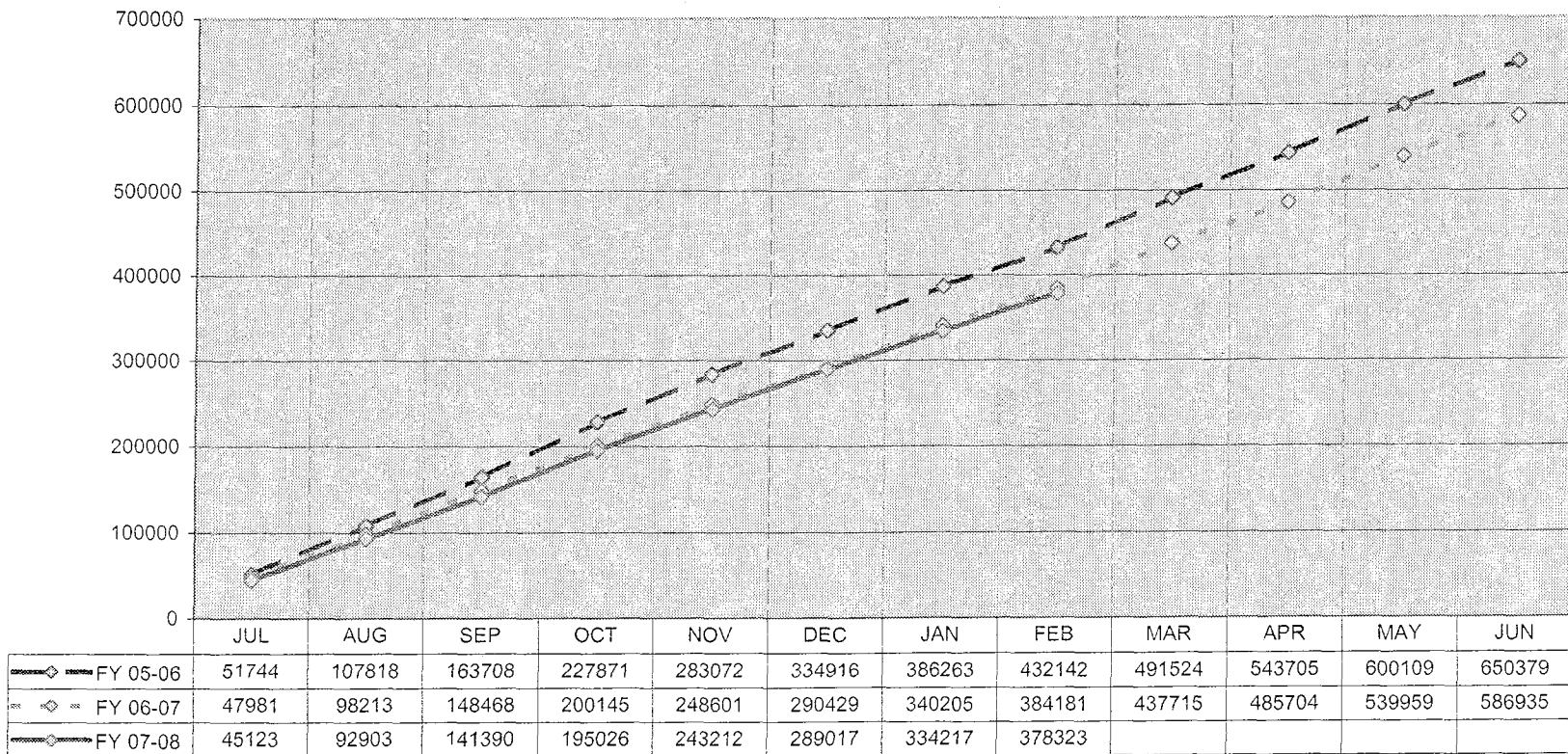
5-5.61

MILEAGE COMPARISON



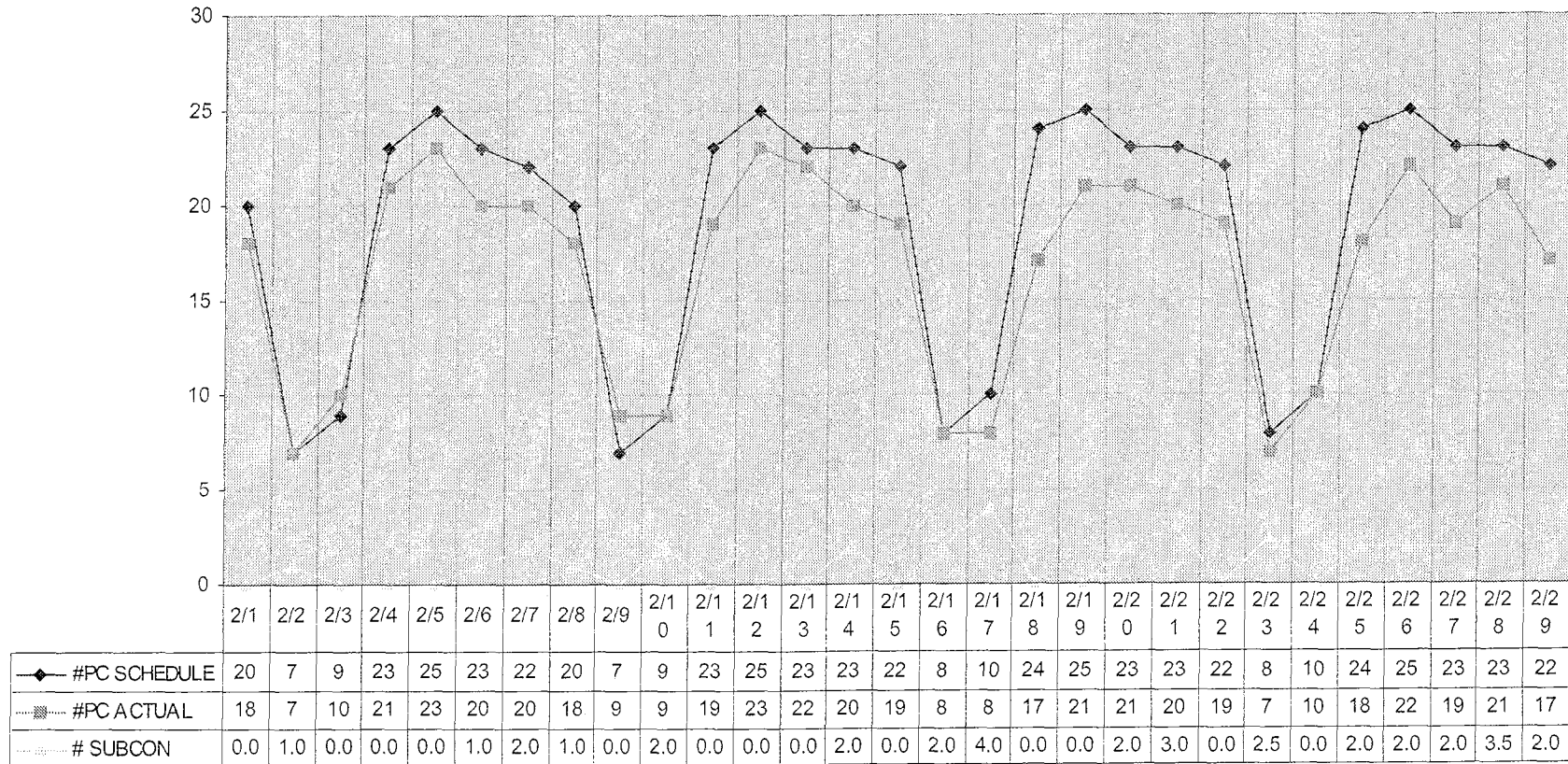
5-5.21

YEAR TO DATE MILEAGE COMPARISON



55.11

DAILY DRIVERS vs. SUBCONTRACTORS



5-5.01

SANTA CRUZ METROPOLITAN TRANSIT DISTRICT

DATE: May 23, 2008
TO: Board of Directors
FROM: Frank L. Cheng, Project Manager
SUBJECT: CONSIDERATION OF METROBASE STATUS REPORT

I. RECOMMENDED ACTION

That the Board of Directors accept and file the MetroBase Status Report.

II. SUMMARY OF ISSUES

- Service Building work
 - On April 25, 2008, the Board of Directors approved release of retention funds to Arntz Builders for the Service & Fueling Building component of the MetroBase Project.
- Maintenance Building
 - West Bay Builders continuing site work on 120 Golf Club Drive property
 - On April 10, 2008, PG&E scheduled a new pole installation for May 1, 2008. PG&E has delayed the installation until May 14, 2008.
 - Concurrent work with AT&T to utilize the new PG&E pole for routing telecommunication wires.

III. DISCUSSION

On April 25, 2008, the Board of Directors approved release of retention funds to Arntz Builders for the Service & Fueling Building component of the MetroBase Project. Final Acceptance with Arntz Builders has been completed. METRO has been fueling CNG since February 14, 2008 and shortly after began fueling diesel buses. METRO has increased productivity in fueling the fleet.

West Bay Builders is continuing work on Golf Club Drive for storm and sewer work. Interior work continues framework and piping. Exterior work includes completion of roof installation. On April 10, 2008, PG&E scheduled a new pole installation for May 1, 2008. PG&E has delayed the project with postponement of a May 14, 2008 installation. Current work with AT&T will be determined after PG&E installs new pole. AT&T will attempt to use the same PG&E pole to route telecommunicate wires. This cannot be determined until PG&E meets the installation date.

Information for the MetroBase Project can be viewed at <http://www.scmtd.com/metrobase>
Information on the project, contact information, and MetroBase Hotline number (831) 621-9568 can be viewed on the website.

5-6.1

New updates on the MetroBase Project:

- Board of Directors approve release of retention to finalize the Service & Fueling Building.
- West Bay Builders continuing site work on 120 Golf Club Drive property.
- PG&E delayed installing of new pole on Vernon Street.

Previous information regarding the MetroBase Project:

A. Service & Fueling Building (IFB 05-12)

- Final Acceptance and release of retention on April 25, 2008.
- Substantial completion on February 14, 2008.
- Received Caltrans Encroachment Permit and Department of Fish&Game approved work on outfall construction completed.
- Concrete Driven Piles completed end of May 2006.
- Arntz Builders provided training to METRO employees.
- Public Outreach Newsletter sent to areas possibly affected by construction.
- Notice to Proceed issue effective January 9, 2006 with 365 calendar day construction period.

B. Maintenance Building (IFB 06-01)

- On April 10, 2008, PG&E scheduled a new pole installation for May 1, 2008. PG&E has delayed the installation until May 14, 2008.
- PG&E delays in finalizing PG&E documents & drawings. METRO received contract after January 31, 2008 deadline.
- IFB 06-01 Maintenance Building awarded to West Bay Builders for \$15,195,000.
- RNL contract modified for added Maintenance Building scope
- Harris & Associates contract modified for added Maintenance Building scope.
- Weekly Construction Meetings.

IV. FINANCIAL CONSIDERATIONS

Funds for the construction of the Service & Fueling, and Maintenance Building Components of the MetroBase Project are available within the funds the METRO has secured for the Project.

V. ATTACHMENTS

Attachment: NONE

5-6.2

SANTA CRUZ METROPOLITAN TRANSIT DISTRICT

DATE: May 23, 2008
TO: Board of Directors
FROM: Mark Dorfman, Assistant General Manager
SUBJECT: CONSIDERATION OF A RESOLUTION AUTHORIZING SUBMITTAL OF A REVISED FY 2009 TDA CLAIM

I. RECOMMENDED ACTION

Adopt a resolution authorizing staff to submit a revised claim to the Santa Cruz County Regional Transportation Commission (SCCRTC) for FY 2009 Transportation Development Act (TDA) funds.

II. SUMMARY OF ISSUES

- In March, the Board adopted resolutions authorizing staff to submit claims to the SCCRTC for \$6,249,870 in TDA funding and \$5,340,804 in STA funds for FY 2009.
- At its May 1st meeting, the SCCRTC reduced the amount of TDA revenue and allocations to recipients in its Work Program for FY 2009 due to lowered estimates of anticipated state sales tax revenue returning to the County.
- The revised estimate reduced the allocation of TDA funds to METRO from \$6,249,870 to \$1,661,759 for FY 2009 operations. The STA allocation is unchanged at \$5,881,242 .
- Adopting the attached resolution authorizes METRO staff to submit a claim for the reduced amount of TDA funds for METRO's operating budget.
- TDA and STA funding estimates may change again upon adoption of the California FY 2009 budget in July. If the amount changes, SCMTD will submit an amended claim.

III. DISCUSSION

In March, the METRO Board adopted resolutions authorizing staff to submit METRO's FY 2009 claims for State Transit Assistance (STA) and Transportation Development Act (TDA) funds based upon the District's share of the revenue projected to accrue to the Santa Cruz County Regional Transportation Commission (SCCRTC) from ¼ cent of the state sales tax collected in Santa Cruz County. The STA claim is based upon funding projected to accrue to the SCCRTC from a portion of the state sales tax collected on motor fuels. METRO's allocation of the estimated revenues was \$6,362,037 in TDA funds and \$5,881,242 in STA funds.

5-7.1

In April, the County Auditor-Controller reduced the estimate of TDA revenue expected to return to Santa Cruz County based upon declining retail sales. Rather than an increase of 4.3% over last year's amount, the revised estimate shows no increase in revenue. At its May 1st meeting, the SCCRTC approved the staff recommendation to amend its Work Program to incorporate the lower revenue estimate. Allocations to recipient agencies in Santa Cruz County were reduced accordingly to balance the Work Program budget. This adjustment reduced METRO's allocation of TDA funds for FY 2009 from \$6,249,870 to \$5,978,465, a decrease of \$271,405. The STA allocation did not change.

Adopting the attached resolution will authorized METRO staff to submit a claim for the decreased amount of funding now available. Since California's statewide budget for FY 2009 will not be approved before July 2008, the amount of STA and TDA funds actually available for allocation to transit operators may change again. If the final budget amount of STA and/or TDA funds available for Santa Cruz County changes, the SCMTD will amend its claim to the SCCRTC at that time.

IV. FINANCIAL CONSIDERATIONS

METRO will use \$5,978,465 in TDA revenue for FY 2009 operations.

V. ATTACHMENTS

Attachment A: Resolution Authorizing Submittal of a revised FY 2009 TDA Claim

BEFORE THE BOARD OF DIRECTORS OF THE
SANTA CRUZ METROPOLITAN TRANSIT DISTRICT

Resolution No. _____
On the Motion of Director: _____
Duly Seconded by Director: _____
The Following Resolution is Adopted:

**RESOLUTION OF THE BOARD OF DIRECTORS OF THE
SANTA CRUZ METROPOLITAN TRANSIT DISTRICT
AUTHORIZING A CLAIM TO THE
SANTA CRUZ COUNTY REGIONAL TRANSPORTATION COMMISSION
FOR TRANSPORTATION DEVELOPMENT ACT FUNDS**

WHEREAS, in accordance with Article 1, Section 99210 of the Public Utilities Code the Santa Cruz Metropolitan Transit District is a transit operator; and

WHEREAS, in accordance with Article 1, Section 99214 of the Public Utilities Code the Santa Cruz County Regional Transportation Commission is the Transportation Planning Agency for Santa Cruz County; and

WHEREAS, in accordance with Article 4, Section 99260(a) of the Public Utilities Code, claims may be filed with the transportation planning agency by transit operators for the support of public transportation systems; and

WHEREAS, in accordance with Title 21, Chapter 3, Section 6655 of the California Code of Regulations (21 CCR §6655), the Transportation Planning Agency issues instruction to the County Auditor for payment to claimants,

NOW, THEREFORE, BE IT RESOLVED, that the General Manager of the Santa Cruz Metropolitan Transit District is authorized to submit a claim of \$5,978,465 to the Santa Cruz County Regional Transportation Commission for Transportation Development Act funds in Fiscal Year 2009.

PASSED AND ADOPTED this 23rd day of May 2008, by the following vote:

AYES: Directors -

NOES: Directors -

ABSTAIN: Directors -

ABSENT: Directors -

APPROVED _____

JAN BEAUTZ
Board Chair

ATTEST _____

LESLIE R. WHITE
General Manager

APPROVED AS TO FORM:

MARGARET GALLAGHER
District Counsel

5-7.92

SANTA CRUZ METROPOLITAN TRANSIT DISTRICT

DATE: May 23, 2008
TO: Board of Directors
FROM: Robyn Slater, Human Resources Manager
SUBJECT: PRESENTATION OF EMPLOYEE LONGEVITY AWARDS

I. RECOMMENDED ACTION

Staff recommends that the Board of Directors recognize the anniversaries of those District employees named on the attached list and that the Board Chair present them with awards.

II. SUMMARY OF ISSUES

- None.

III. DISCUSSION

Many employees have provided dedicated and valuable years to the Santa Cruz Metropolitan Transit District. In order to recognize these employees, anniversary awards are presented at five-year increments beginning with the tenth year. In an effort to accommodate those employees that are to be recognized, they will be invited to attend the Board meetings to receive their awards.

IV. FINANCIAL CONSIDERATIONS

None.

V. ATTACHMENTS

Attachment A: Employee Recognition List

**SANTA CRUZ METROPOLITAN TRANSIT DISTRICT
EMPLOYEE RECOGNITION**

TEN YEARS

None

FIFTEEN YEARS

None

TWENTY YEARS

Glenn P. Nabor, Bus Operator
Richard E. Prudden, Bus Operator

TWENTY-FIVE YEARS

None

THIRTY YEARS

None

SANTA CRUZ METROPOLITAN TRANSIT DISTRICT

DATE: May 23, 2008
TO: Board of Directors
FROM: Angela Aitken, Finance Manager
SUBJECT: PUBLIC HEARING ON THE FY09 & FY10 DRAFT FINAL BUDGET

I. RECOMMENDED ACTION

Staff recommends that the Board of Directors take input on the FY09 & FY10 Draft Final Budget at the Public Hearing and provide additional direction to staff as necessary regarding the contents of the FY09 & FY10 Draft Final Budget.

II. SUMMARY OF ISSUES

- The FY09 & FY10 Draft Final Budget is presented this month for Board and Public Review. A public hearing has been scheduled for 9am, May 23, 2008.
- The FY09 & FY10 Draft Final Budget is a new two-year budget. The Board of Directors adopted the last two-year budget in June of 2006 for FY07 and FY08.
- A budget workshop with Union representatives has been scheduled for May 14 at 1pm in the Encinal Conference Room to answer questions about the draft final two-year Operating and Capital Budget and to obtain input from the employee organizations.
- The proposed two-year **FY09 and FY10 Draft Final Operating Budget** Total Revenues are \$38,406,877 and \$39,225,845 respectively. The corresponding Total Expenses are \$38,526,027 and \$39,225,845 respectively. This two-year budget is balanced over a two (2) year period of time with a deficit in FY09 of \$119,150 carried over to FY10 and then balanced in FY10 with \$1,705,850 of Operating Reserves.
- **Major Operating Revenue** assumptions in the FY09 & FY10 Draft Final Budget include:
 - 2% increase in Passenger Fares (fare box revenue) for FY09 & FY10
 - 7.4% increase in FY09 and 9.3% increase in FY10 for Special Transit Fares such as the UCSC and Cabrillo contracts.
 - A significant decrease in Interest Income over the level in the projected budget for FY08
 - .3% increase in Sales Tax revenue over the same projected revenue in FY08 and a 3% increase in FY10
 - The projected amount for the Transportation Development Act (TDA) allocation reflects a 5.3% decrease in FY09 over the current year allocation from the Santa Cruz County Regional Transportation Commission (SCCRTC). This represents

the FY09 allocation proposed by the SCCRTC staff. A 3% increase is projected in FY10 similar to the Sales Tax revenue.

- Major balancing actions for **Operating Expenses** in the FY09 & FY10 Draft Final Operating Budget include:
 - The full use of Federal Operating Assistance utilized to the maximum extent in both years; as has been done in previous budgets
 - The use of Carryovers - \$2,058,086 in FY09; (\$119,150) in FY10
 - Eliminate funding for two (2) vacant positions – Vehicle Service Worker II and Lead Mechanic Day – Unit Rebuild
 - Attritioning positions:
 - 3 additional Full Time Equivalent (FTE) funded the first six (6) months in FY09 in Dept 3300; not funded in last six (6) months of FY09 & all of FY10
 - Projecting retirements and lower cost replacements
 - Assistant General Manager budgeted in FY09 for first six (6) months; not funded in last six (6) months of FY09 & all of FY10
 - Current Maintenance Manager retiring October 2008; new Maintenance Manager funded at lower level last part of FY09 and all of FY10
 - Projecting twelve (12) Bus Operators to retire after 6 months of FY09; another 12 to retire after six (6) months of FY10; new Bus Operators funded at a lower level remaining six (6) months of FY09 & FY10
 - Transfers from reserves specifically for Retiree Payouts are \$163,330 in FY09 and \$100,505 in FY10.
 - \$150,000 transferred from the Insurance Reserves for Legal Settlements in FY09 & FY10, as has been done in previous operating budgets
 - Transfer \$1,705,850 from Operating Reserves to balance the two-year draft final budget
- The FY09 Draft Final **Capital Budget** totals \$30,881,537, requiring \$10,458,509 from District reserves and State Transit Assistance (STA) funding to fund local projects.
- Staff will continue to refine revenue and expense projections as updated information becomes available, and will present a FY09 Final Capital Budget recommendation to the Board in June.

III. DISCUSSION

The Board of Directors must adopt a FY09 & FY10 Final Budget by June of 2008. The FY09 & FY10 Draft Final Budget is presented this month for Board and Public Review. A public hearing has been scheduled for 9am, May 23, 2008. The FY09 & FY10 Draft Final Budget is a new two-year budget. The Board of Directors adopted the last two-year budget in June of 2006 for FY07 and FY08.

A budget workshop with Union representatives will be scheduled for May 14 at 1pm in the Encinal Conference Room to answer questions about the draft final two-year Operating and Capital Budget and to obtain input from the employee organizations.

A. Operating Revenues

The proposed two-year **FY09 and FY10 Draft Final Operating Budget** Total Revenues are \$38,406,877 and \$39,225,845 respectively. The corresponding Total Expenses are \$38,526,027 and \$39,225,845 respectively. This two-year budget is balanced over a two (2) year period of time with a deficit in FY09 of \$119,150 carried over to FY10 and then balanced in FY10 with \$1,705,850 of Operating Reserves.

Fare Revenue accounts have been projected based on data through February 2008 and will be updated prior to presentation of the Final Operating Budget in June. A 2% increase in Passenger Fares (fare box revenue) is projected for FY09 & FY10. Increases of 7.4% in FY09 and 9.3% in FY10 are projected for Special Transit Fares such as the UCSC and Cabrillo contracts. These contracts have built in CPI adjustments.

Interest Income is projected to have a significant decrease in over the level in the projected budget for FY08 due to the principal being spent on MetroBase and a lower than budgeted interest rate projected from the County. This number will be updated for the Final Budget in June.

Sales Tax Revenues have been projected at a .3% increase over FY08 projected receipts and a 3% increase in FY10. These projections are based on actual sales tax receipts for the first eight (8) months of FY08, projections from the April 2008 report from the State Board of Equalization, and many other economic indicators from local County agencies, surrounding Cities and a neighboring transit agency. Staff projects that during FY10, the economy will start to recover.

TDA Funding is budgeted in the amount of \$5,978,465 in FY09; a 5.3% decrease from the FY08 allocation amount from the SCCRTC. This budgeted amount will require the approval of the SCCRTC and the Santa Cruz Auditor Controller. A 3% increase is projected in FY10 similar to the Sales Tax revenue.

The fourth and fifth installments for repayment of the \$350,000 one-time advance of the **FTA Operating Assistance** drawn in FY05 for Paratransit start-up costs is shown as a reduction in FTA Sec 5307 - Operating Assistance in the amount of \$70,000 each year. This is being paid back over five years with our final payment in FY10.

Transfers include:

- The use of Carryovers - \$2,058,086 in FY09; (\$119,150) in FY10
- \$150,000 transferred from the Insurance Reserves for Legal Settlements in FY09 & FY10, as has been done in previous operating budgets
- \$1,705,850 from Operating Reserves to balance the two-year draft final budget
- Transfers from reserves specifically for Retiree Payouts for \$163,330 in FY09 and \$100,504 in FY10.

A **Transfer from Capital Reserves** of \$115,830 in FY09 and \$119,305 in FY10 is being shown to cover the Project Manager costs (salary and benefits) since the expenses of the position will be capitalized as part of the grant-funded project. The Board of Directors approved the Project Manager position for the MetroBase project and these expenses are included in the operating budget for payroll purposes.

B. Operating Expenses

Operating Expenses are projected to be above the projected FY08 budget by 8.4% in FY09 and 1.8% in FY10 due to increases included in the current union contracts and increased medical and retirement costs for FY09 & FY10.

The Draft Final Operating Budget amounts for Casualty and Liability Insurance are estimates only, since the actual billings will not be received until May.

Significant **Departmental Expense** changes include:

- Decrease of 16.5% in Admin due to movement of negotiation expenses from Admin to HR and movement of lease, utility and telecommunication expenses to Facilities Maint.
- Increase of 23.6% in HR is due to Negotiation expenses being moved from Admin to HR, increased costs related to position advertising, and increased training
- Increase of 80.4% in Facilities Maint is due to movement of most utilities and leases consolidated from individual departments to the Facilities Maint Dept

Major balancing actions for **Operating Expenses** in the FY09 & FY10 Draft Final Operating Budget include:

- The full use of Federal Operating Assistance utilized to the maximum extent in both years; as has been done in previous budgets
- The use of Carryovers - \$2,058,086 in FY09; (\$119,150) in FY10
- Eliminate funding for two (2) vacant positions – Vehicle Service Worker I and Lead Mechanic Day – Unit Rebuild

- Attritioning positions:
 - 3 additional Full Time Equivalents (FTE) funded the first six (6) months in FY09 in Dept 3300; not funded in last six (6) months of FY09 & all of FY10
- Projecting retirements and lower cost replacements:
 - Assistant General Manager budgeted in FY09 for first six (6) months; not funded in last six (6) months of FY09 & all of FY10
 - Current Maintenance Manager retiring October 2008; new Maintenance Manager funded at lower level last part of FY09 and all of FY10
 - Projecting twelve (12) Bus Operators to retire after 6 months of FY09; another 12 to retire after six (6) months of FY10; new Bus Operators funded at a lower level remaining six (6) months of FY09 & FY10

There will be an opportunity for a detailed discussion of Operating Revenues and Expenses at the meeting with the Union Representatives on May 14.

C. Capital Budget

The FY09 Draft Final **Capital Budget** totals \$30,881,537, requiring \$10,458,509 from District reserves and State Transit Assistance (STA) funding to fund local projects.

Staff will continue to refine revenue and expense projections as updated information becomes available, and will present a FY09 Final Capital Budget recommendation to the Board in June.

IV. FINANCIAL CONSIDERATIONS

The FY09 & FY10 Draft Final Operating and Capital Budget, as presented, is balanced over the two-year period of time it covers through the use of reserves and carryover funding since projected operating revenues do not cover projected operating expenses.

The FY09 Draft Final Capital Budget requires \$10,458,509 in District funding which is available from Capital Reserves and STA funding.

V. ATTACHMENTS

- Attachment A:** FY09 & FY10 Draft Final Operating and Capital Budget
Attachment B: FY09 & FY10 Draft Final Authorized and Funded Personnel
Attachment C: FY09 Draft Final Capital Budget

**SANTA CRUZ METROPOLITAN TRANSIT DISTRICT
FY09 & FY10 DRAFT FINAL OPERATING BUDGET
REVENUE SOURCES**

REVENUE SOURCE	ACTUAL FY 07	FINAL BUDGET FY08	ACTUAL 2/29/08 FY 08	PROJECTED BUDGET FY 08	\$ CHANGE ACTUAL FY07 PROJ FY08	% CHANGE ACTUAL FY07 PROJ FY08	BUDGET FY09	% CHANGE PROJ FY08 BUDG FY09	BUDGET FY10	% CHANGE BUDGET FY09-FY10
1 Passenger Fares	\$ 3,406,079	\$ 3,450,078	\$ 2,318,601	\$ 3,450,078	\$ 43,999	1.3%	\$ 3,519,080	2.0%	\$ 3,589,461	2.0%
2 Special Transit Fares	\$ 2,837,936	\$ 2,823,253	\$ 1,886,751	\$ 3,050,000	\$ 212,064	7.5%	\$ 3,275,000	7.4%	\$ 3,578,000	9.3%
3 Paratransit Fares	\$ 229,100	\$ 249,600	\$ 150,479	\$ 229,644	\$ 544	0.2%	\$ 235,335	2.5%	\$ 241,313	2.5%
4 Highway 17 Fares	\$ 818,902	\$ 843,723	\$ 550,433	\$ 842,000	\$ 23,098	2.8%	\$ 852,000	1.2%	\$ 877,000	2.9%
5 Highway 17 Payments	\$ 438,482	\$ 462,526	\$ 330,606	\$ 509,000	\$ 70,518	16.1%	\$ 548,000	7.7%	\$ 583,000	6.4%
6 Commissions	\$ 5,695	\$ 6,000	\$ 3,261	\$ 5,372	\$ (323)	-5.7%	\$ 5,479	2.0%	\$ 5,589	2.0%
7 Advertising Income	\$ 243,273	\$ 145,000	\$ 181,675	\$ 236,774	\$ (6,499)	-2.7%	\$ 92,400	-61.0%	\$ 150,000	62.3%
8 Rent Income - SC Pacific Station	\$ 85,935	\$ 85,040	\$ 52,290	\$ 81,803	\$ (4,132)	-4.8%	\$ 83,030	1.5%	\$ 84,275	1.5%
9 Rent Income - Watsonville TC	\$ 50,644	\$ 49,486	\$ 29,092	\$ 45,758	\$ (4,886)	-9.6%	\$ 46,216	1.0%	\$ 46,678	1.0%
10 Interest Income	\$ 1,327,929	\$ 1,076,000	\$ 727,076	\$ 900,000	\$ (427,929)	-32.2%	\$ 300,000	-66.7%	\$ 300,000	0.0%
11 Other Non-Transp Revenue	\$ 314,239	\$ 283,000	\$ 127,757	\$ 136,000	\$ (178,239)	-56.7%	\$ 132,000	-2.9%	\$ 132,000	0.0%
12 Sales Tax	\$ 17,652,773	\$ 17,624,453	\$ 11,889,556	\$ 17,207,933	\$ (444,840)	-2.5%	\$ 17,264,719	0.3%	\$ 17,782,660	3.0%
13 Transp Dev Act (TDA) Funds	\$ 6,165,834	\$ 6,362,037	\$ 3,181,018	\$ 6,313,334	\$ 147,500	2.4%	\$ 5,978,465	-5.3%	\$ 6,157,819	3.0%
14 FTA Sec 5307 - Op Assistance	\$ 3,200,226	\$ 3,223,552	\$ 3,223,552	\$ 3,223,552	\$ 23,326	0.7%	\$ 3,496,293	8.5%	\$ 3,643,137	4.2%
15 Repay FTA Advance (#4 and #5 of 5)	\$ (70,000)	\$ (70,000)	\$ (70,000)	\$ (70,000)	\$ -	0.0%	\$ (70,000)	0.0%	\$ (70,000)	0.0%
16 FTA Sec 5311 - Rural Op Asst	\$ 168,582	\$ 149,335	\$ 149,335	\$ 149,335	\$ (19,247)	-11.4%	\$ 161,615	8.2%	\$ 168,403	4.2%
SUBTOTAL REVENUE	\$ 36,875,629	\$ 36,763,083	\$ 24,731,482	\$ 36,310,582	\$ (565,047)	-1.5%	\$ 35,919,631	-1.1%	\$ 37,269,336	3.8%

ONE-TIME REVENUES

17 FTA Sec 5317 - New Freedom	\$ -	\$ 17,785	\$ 17,785	\$ 17,785	\$ 17,785	100.0%	\$ -	-100.0%	\$ -	0.0%
18 AMBAG Funding	\$ -	\$ 100,000	\$ 15,997	\$ 43,746	\$ 43,746	100.0%	\$ -	-100.0%	\$ -	0.0%
SUBTOTAL ONE-TIME REVENUES	\$ -	\$ 117,785	\$ 33,782	\$ 61,531	\$ 61,531	100.0%	\$ -	-100.0%	\$ -	0.0%

TRANSFERS

19 Carryover from Previous Year	\$ (649,817)	\$ 911,228	\$ -	\$ 911,228	\$ 1,561,045	-240.2%	\$ 2,058,086	125.9%	\$ (119,150)	-105.8%
20 Carryover from Current Year	\$ (261,411)	\$ -	\$ -	\$ (2,058,086)	\$ -	687.3%	\$ -	-100.0%	\$ -	0.0%
21 Xfr from Ins Res-Legal Settlimt	\$ -	\$ 150,000	\$ -	\$ 30,000	\$ 30,000	100.0%	\$ 150,000	400.0%	\$ 150,000	0.0%
22 Transfer (to)/from Capital Reserves	\$ (892,273)	\$ 182,456	\$ -	\$ 182,456	\$ 1,074,729	-120.4%	\$ 115,830	-36.5%	\$ 119,305	3.0%
23 Transfer (to)/from Operating Reserves	\$ (2,514,520)	\$ 723,448	\$ -	\$ -	\$ -	-100.0%	\$ -	0.0%	\$ 1,705,850	100.0%
24 Transfer fr Op Res for Retiree Payouts	\$ -	\$ -	\$ -	\$ 113,413	\$ -	100.0%	\$ 163,330	44.0%	\$ 100,505	-38.5%
SUBTOTAL TRANSFERS	\$ (4,318,021)	\$ 1,967,132	\$ -	\$ (820,989)	\$ 2,665,774	-81.0%	\$ 2,487,246	-403.0%	\$ 1,956,510	-21.3%

TOTAL REVENUE	\$ 32,557,608	\$ 38,848,000	\$ 24,765,264	\$ 35,551,124	\$ 2,162,258	9.2%	\$ 38,406,877	8.0%	\$ 39,225,845	2.1%
----------------------	----------------------	----------------------	----------------------	----------------------	---------------------	-------------	----------------------	-------------	----------------------	-------------

7.01

Attachment A

**SANTA CRUZ METROPOLITAN TRANSIT DISTRICT
FY09 & FY10 DRAFT FINAL OPERATING BUDGET**
Departmental Expenses

DEPARTMENT	ACTUAL FY07	FINAL BUDGET FY08	ACTUAL 02/29/2007 FY08	PROJECTED BUDGET FY08	\$ CHANGE ACTUAL FY07 PROJ FY08	% CHANGE ACTUAL FY07 PROJ FY08	BUDGET FY09	% CHANGE PROJ FY08 BUDG FY09	BUDGET FY10	% CHANGE BUDGET FY09-FY10
1100 Administration	1,594,999	1,924,342	1,039,691	1,714,445	119,446	7.5%	1,431,116	-16.5%	1,304,782	-8.8%
1200 Finance	1,288,812	1,440,569	830,739	1,535,634	246,822	19.2%	1,509,707	-1.7%	1,543,497	2.2%
1300 Customer Service	462,017	634,236	315,922	511,806	49,789	10.8%	556,215	8.7%	563,916	1.4%
1400 Human Resources	495,997	689,381	363,742	622,739	126,742	25.6%	769,876	23.6%	729,619	-5.2%
1500 Information Technology	599,945	722,666	490,370	697,658	97,713	16.3%	618,957	-11.3%	634,652	2.5%
1700 District Counsel	413,258	476,956	278,785	434,264	21,006	5.1%	449,019	3.4%	459,015	2.2%
1800 Risk Management	52,872	247,876	41,589	247,782	194,910	368.6%	250,000	0.9%	250,000	0.0%
2200 Facilities Maintenance	1,254,880	1,562,686	910,255	1,408,861	153,981	12.3%	2,541,014	80.4%	2,361,347	-7.1%
3100 Paratransit Program	3,169,853	3,790,123	2,368,225	3,793,443	623,590	19.7%	3,971,031	4.7%	4,228,751	6.5%
3200 Operations	2,538,896	2,788,167	1,633,559	2,539,584	688	0.0%	2,667,823	5.0%	2,754,126	3.2%
3300 Bus Operators	12,019,294	13,846,705	8,380,284	12,539,965	520,671	4.3%	13,425,280	7.1%	13,492,434	0.5%
4100 Fleet Maintenance	7,307,194	8,989,791	5,157,173	7,902,794	595,600	8.2%	8,615,335	9.0%	8,823,015	2.4%
9001 Cobra Benefits	1,289	-	(2,116)	13,876	12,587	976.5%	-	-100.0%	-	0.0%
9005 Retired Employee Benefits	1,358,022	1,734,000	982,364	1,587,974	229,952	16.9%	1,720,352	8.3%	2,080,389	20.9%
700 SCCIC/COPS	280	500	260	300	20	7.1%	300	0.0%	300	0.0%
TOTAL OPERATING EXPENSES	32,557,608	38,848,000	22,790,845	35,551,124	2,993,516	9.2%	38,526,027	8.4%	39,225,845	1.8%

7.92

5/1/2008

DepartExpenses

SANTA CRUZ METROPOLITAN TRANSIT DISTRICT
FY09 & FY10 DRAFT FINAL OPERATING BUDGET
 Consolidated Expenses

ACCOUNT	ACTUAL FY07	FINAL BUDGET FY08	ACTUAL 02/29/08 FY08	PROJECTED BUDGET FY08	\$ CHANGE ACTUAL FY07 PROJ FY08	% CHANGE ACTUAL FY07 PROJ FY08	BUDGET FY09	% CHANGE PROJ FY08 BUDG FY09	BUDGET FY10	% CHANGE BUDGET FY09-FY10
LABOR										
501011 Bus Operator Pay	7,260,939	8,251,160	4,895,844	6,999,453	(261,486)	-3.6%	7,997,155	14.3%	7,957,236	-0.5%
501013 Bus Operator OT	1,264,259	1,225,000	901,988	1,345,646	81,387	6.4%	1,372,746	2.0%	1,404,767	2.3%
501021 Other Salaries	5,521,525	6,496,286	3,944,371	5,903,289	381,744	6.9%	5,943,146	0.7%	6,033,200	1.5%
501023 Other OT	263,221	236,208	195,493	285,688	22,447	8.5%	295,133	3.3%	302,594	2.5%
Totals	14,309,944	16,208,654	9,937,696	14,534,036	224,092	1.6%	15,608,181	7.4%	15,697,798	0.6%
FRINGE BENEFITS										
502011 Medicare/Soc. Sec.	201,850	241,666	136,794	208,485	6,635	3.3%	203,354	-2.5%	204,929	0.8%
502021 Retirement	1,791,125	2,231,682	1,336,085	2,039,861	248,736	13.9%	2,248,953	10.3%	2,201,393	-2.1%
502031 Medical Ins	4,124,365	5,262,356	3,071,497	5,002,678	878,313	21.3%	5,455,803	9.1%	6,186,446	13.4%
502041 Dental Ins	446,855	491,131	311,529	489,183	42,328	9.5%	484,729	-0.9%	507,432	4.7%
502045 Vision Ins	127,981	136,028	87,008	132,439	4,458	3.5%	137,312	3.7%	139,321	1.5%
502051 Life Ins/AD&D	51,145	52,963	26,959	50,087	(1,078)	-2.1%	49,319	-1.5%	49,974	1.3%
502060 State Disability Ins (SDI)	144,352	367,188	81,108	170,430	26,078	18.1%	176,028	3.3%	181,596	3.2%
502061 Long Term Disability Ins	188,431	191,108	136,388	207,517	19,086	10.1%	202,331	-2.5%	198,951	-1.7%
502071 State Unemployment Ins (SUI)	50,088	96,229	52,357	52,808	2,720	5.4%	52,487	-0.6%	52,164	-0.6%
502081 Worker's Comp Ins	820,126	1,396,681	725,191	1,087,787	267,661	32.6%	1,099,100	1.0%	1,129,073	2.7%
502101 Holiday Pay	289,893	343,825	252,721	375,645	85,752	29.6%	382,376	1.8%	383,541	0.3%
502103 Floating Holiday	67,173	65,600	16,321	70,700	3,527	5.3%	74,921	6.0%	72,343	-3.4%
502109 Sick Leave	610,578	760,800	377,711	782,276	151,698	24.8%	857,170	12.4%	821,806	-4.1%
502111 Annual Leave	1,839,398	1,501,600	1,092,777	1,631,347	(208,051)	-11.3%	1,702,962	4.4%	1,681,380	-1.3%
502121 Other Paid Absence	173,636	164,300	75,852	139,225	(34,411)	-19.8%	140,401	0.8%	140,657	0.2%
502251 Phys. Exams	7,193	36,231	4,053	12,848	5,655	78.6%	13,281	3.4%	13,300	0.1%
502253 Driver Lic Renewal	1,804	5,191	947	4,151	2,347	130.1%	4,350	4.8%	4,400	1.1%
502999 Other Fringe Benefits	107,971	96,319	70,488	117,820	9,849	9.1%	126,231	7.1%	137,443	8.9%
Totals	11,043,964	13,440,898	7,855,786	12,555,267	1,511,303	13.7%	13,411,109	6.8%	14,106,150	5.2%

7.23

5/1/2008

Consolidated

SANTA CRUZ METROPOLITAN TRANSIT DISTRICT
FY09 & FY10 DRAFT FINAL OPERATING BUDGET
 Consolidated Expenses

ACCOUNT	ACTUAL FY07	FINAL BUDGET FY08	ACTUAL 02/29/08 FY08	PROJECTED BUDGET FY08	\$ CHANGE ACTUAL FY07 PROJ FY08	% CHANGE ACTUAL FY07 PROJ FY08	BUDGET FY09	% CHANGE PROJ FY08 BUDG FY09	BUDGET FY10	% CHANGE BUDGET FY09-FY10
SERVICES										
503011 Accting/Audit Fees	71,716	100,250	38,665	180,250	108,534	151.3%	100,250	-44.4%	103,250	3.0%
503012 Admin/Bank Fees	156,778	236,023	87,169	202,890	46,112	29.4%	196,250	-3.3%	202,200	3.0%
503031 Prof/Technical Fees	222,077	385,512	91,870	311,384	89,307	40.2%	386,926	24.3%	236,900	-38.8%
503032 Legislative Services	91,333	97,011	60,470	97,011	5,678	6.2%	100,400	3.5%	103,400	3.0%
503033 Legal Services	1,119	51,677	1,259	49,527	48,408	4326.0%	55,000	11.1%	55,000	0.0%
503034 Pre-Employment Exams	19,767	25,000	7,107	20,000	233	1.2%	14,160	-29.2%	14,600	3.1%
503041 Temp Help	64,768	16,500	77,418	-	(64,768)	-100.0%	-	0.0%	-	0.0%
503161 Custodial Services	65,150	73,439	45,654	63,000	(2,150)	-3.3%	67,700	7.5%	70,000	3.4%
503162 Uniforms/Laundry	44,416	44,913	26,841	40,060	(4,356)	-9.8%	43,550	8.7%	45,015	3.4%
503171 Security Services	392,183	443,930	220,929	361,330	(30,853)	-7.9%	409,000	13.2%	421,200	3.0%
503221 Classified/Legal Ads	15,184	28,596	9,727	20,600	5,416	35.7%	29,700	44.2%	30,900	4.0%
503222 Legal Ads	-	-	-	-	-	0.0%	-	0.0%	-	0.0%
503225 Graphic Services	15,810	20,600	-	10,600	(5,210)	-33.0%	5,000	-52.8%	5,150	3.0%
503351 Repair - Bldg & Impr	52,672	42,500	61,390	80,000	27,328	51.9%	90,000	12.5%	91,500	1.7%
503352 Repair - Equipment	153,568	314,827	117,229	233,988	80,420	52.4%	470,439	101.1%	482,000	2.5%
503353 Repair - Rev Vehicle	165,984	291,061	188,780	283,993	118,009	71.1%	350,000	23.2%	407,300	16.4%
503354 Repair - Non Rev Vehicle	26,491	55,826	19,752	30,000	3,509	13.2%	30,000	0.0%	31,500	5.0%
503363 Haz Mat Disposal	34,825	24,500	21,759	29,000	(5,825)	-16.7%	30,200	4.1%	31,000	2.6%
Totals	1,593,841	2,252,165	1,076,019	2,013,633	419,792	26.3%	2,378,575	18.1%	2,330,915	-2.0%
MOBILE MATERIALS & SUPPLIES										
504011 Fuels & Lubricants - Non Rev Veh	113,527	122,715	102,341	165,100	51,573	45.4%	196,000	18.7%	200,100	2.1%
504012 Fuels & Lubricants - Rev Veh	2,110,238	3,217,783	1,527,090	2,417,783	307,545	14.6%	3,090,000	27.8%	3,191,000	3.3%
504021 Tires & Tubes	187,683	224,400	122,647	233,616	45,933	24.5%	205,000	-12.2%	213,000	3.9%
504161 Other Mobile Supplies	7,580	8,000	4,604	9,500	1,920	25.3%	10,000	5.3%	10,300	3.0%
504191 Rev Vehicle Parts	695,062	681,600	479,078	692,262	(2,800)	-0.4%	777,000	12.2%	799,000	2.8%
Totals	3,114,090	4,254,498	2,235,760	3,518,261	404,171	13.0%	4,278,000	21.6%	4,413,400	3.2%

7.04

**SANTA CRUZ METROPOLITAN TRANSIT DISTRICT
FY09 & FY10 DRAFT FINAL OPERATING BUDGET**

Consolidated Expenses

ACCOUNT	ACTUAL FY07	FINAL BUDGET FY08	ACTUAL 02/29/08 FY08	PROJECTED BUDGET FY08	\$ CHANGE ACTUAL FY07 PROJ FY08	% CHANGE ACTUAL FY07 PROJ FY08	BUDGET FY09	% CHANGE PROJ FY08 BUDG FY09	BUDGET FY10	% CHANGE BUDGET FY09-FY10
OTHER MATERIALS & SUPPLIES										
504205 Freight Out	2,232	4,944	2,415	4,500	2,268	101.6%	3,500	-22.2%	3,600	2.9%
504211 Postage & Mailing	15,232	22,403	11,652	20,243	5,011	32.9%	27,642	36.6%	28,516	3.2%
504214 Promotional Items	-	26	-	-	-	0.0%	-	0.0%	-	0.0%
504215 Printing	59,927	88,810	34,635	71,369	11,442	19.1%	98,800	38.4%	102,837	4.1%
504217 Photo Supp/Process	6,171	9,044	3,010	6,630	459	7.4%	9,700	46.3%	9,900	2.1%
504311 Office Supplies	87,795	86,208	53,834	83,261	(4,534)	-5.2%	89,460	7.4%	93,400	4.4%
504315 Safety Supplies	19,165	18,251	19,933	24,530	5,365	28.0%	32,300	31.7%	33,500	3.7%
504317 Cleaning Supplies	46,344	49,080	36,125	47,132	788	1.7%	54,000	14.6%	56,100	3.9%
504409 Repair/Maint Supplies	62,314	45,000	41,185	60,000	(2,314)	-3.7%	46,000	-23.3%	48,000	4.3%
504421 Non-Inventory Parts	33,133	43,259	32,389	48,600	15,467	46.7%	47,000	-3.3%	48,400	3.0%
504511 Small Tools	7,754	9,887	6,927	11,574	3,820	49.3%	10,000	-13.6%	10,500	5.0%
504515 Employee Tool Replacement	1,413	2,575	776	2,575	1,162	82.2%	2,600	1.0%	2,700	3.8%
Totals	341,480	379,487	242,881	380,414	38,934	11.4%	421,002	10.7%	437,453	3.9%
UTILITIES										
505011 Gas & Electric	187,710	181,812	143,378	218,834	31,124	16.6%	221,011	1.0%	229,212	3.7%
505021 Water & Garbage	89,320	111,283	77,905	117,931	28,611	32.0%	123,755	4.9%	128,171	3.6%
505031 Telecommunications	77,456	96,250	59,927	101,334	23,878	30.8%	133,319	31.6%	145,161	8.9%
Totals	354,486	389,345	281,210	438,099	83,613	23.6%	478,085	9.1%	502,544	5.1%
CASUALTY & LIABILITY										
506011 Insurance - Property	35,985	56,133	29,574	88,000	52,015	144.5%	118,347	34.5%	121,898	3.0%
506015 Insurance - PL/PD	489,802	420,000	274,894	488,000	(1,802)	-0.4%	510,000	4.5%	525,300	3.0%
506021 Insurance - Other	711	1,814	1,007	1,000	289	40.6%	800	-20.0%	800	0.0%
506123 Settlement Costs	21,239	150,000	41,005	150,000	128,761	606.2%	150,000	0.0%	150,000	0.0%
506127 Repairs - District Prop	-	-	(7,203)	370	370	100.0%	-	-100.0%	-	0.0%
Totals	547,737	627,947	339,277	727,370	179,633	32.8%	779,147	7.1%	797,998	2.4%

7.95

5/1/2008

Consolidated

SANTA CRUZ METROPOLITAN TRANSIT DISTRICT
FY09 & FY10 DRAFT FINAL OPERATING BUDGET
 Consolidated Expenses

ACCOUNT	ACTUAL FY07	FINAL BUDGET FY08	ACTUAL 02/29/08 FY08	PROJECTED BUDGET FY08	\$ CHANGE ACTUAL FY07 PROJ FY08	% CHANGE ACTUAL FY07 PROJ FY08	BUDGET FY09	% CHANGE PROJ FY08 BUDG FY09	BUDGET FY10	% CHANGE BUDGET FY09-FY10
TAXES										
507051 Fuel Tax	9,416	10,656	3,578	9,000	(416)	-4.4%	11,000	22.2%	11,300	2.7%
507201 Licenses & Permits	15,289	11,758	11,188	13,545	(1,744)	-11.4%	15,150	11.8%	15,800	4.3%
507999 Other Taxes	16,334	24,700	13,314	24,700	8,366	51.2%	25,000	1.2%	25,750	3.0%
Totals	41,039	47,114	28,080	47,245	6,206	15.1%	51,150	8.3%	52,850	3.3%
PURCHASED TRANS.										
503406 Contract/Paratransit	200,482	200,000	188,500	392,740	192,258	95.9%	250,000	-36.3%	257,500	3.0%
Totals	200,482	200,000	188,500	392,740	192,258	95.9%	250,000	-36.3%	257,500	3.0%
MISC EXPENSE										
509011 Dues/Subscriptions	94,391	57,215	12,691	41,107	(53,284)	-56.5%	64,260	56.3%	66,050	2.8%
509085 Advertising - Rev Prod	-	15,000	-	-	-	0.0%	-	0.0%	-	0.0%
509101 Employee Incentive Program	7,030	23,821	11,580	15,159	8,129	115.6%	33,700	122.3%	34,600	2.7%
509121 Employee Training	26,212	89,500	70,258	93,000	65,788	254.8%	35,900	-61.4%	37,300	3.9%
509123 Travel	21,095	52,170	22,413	37,580	16,485	78.1%	72,030	91.7%	75,810	5.2%
509125 Local Meeting Expense	5,464	6,350	2,569	5,950	486	8.9%	4,680	-21.3%	4,850	3.6%
509127 Board Director Fees	10,700	13,200	8,800	13,200	2,500	23.4%	13,200	0.0%	13,200	0.0%
509150 Contributions	240	650	98	350	110	45.8%	650	85.7%	650	0.0%
509198 Cash Over/Short	(302)	-	711	1,067	1,369	-453.3%	500	-53.1%	500	0.0%
Totals	164,830	257,906	129,120	207,413	42,583	25.8%	224,920	8.4%	232,960	3.6%
LEASES & RENTALS										
512011 Facility Lease	765,219	714,714	461,380	715,423	(49,796)	-6.5%	617,658	-13.7%	367,357	-40.5%
512061 Equipment Rental	80,496	75,272	15,136	21,223	(59,273)	-73.6%	28,200	32.9%	28,920	2.6%
Totals	845,715	789,986	476,516	736,646	(109,069)	-12.9%	645,858	-12.3%	396,277	-38.6%
PERSONNEL TOTAL										
	25,353,908	29,649,552	17,793,482	27,089,303	1,735,395	6.8%	29,019,290	7.1%	29,803,948	2.7%
NON-PERSONNEL TOTAL										
	7,203,700	9,198,448	4,997,363	8,461,821	1,258,121	17.5%	9,506,737	12.3%	9,421,897	-0.9%
TOTAL OPERATING EXPENSES										
	32,557,608	38,848,000	22,790,845	35,551,124	2,993,516	9.2%	38,526,027	8.4%	39,225,845	1.8%

7.96

5/1/2008

Consolidated

**SANTA CRUZ METROPOLITAN TRANSIT DISTRICT
FY09 & FY10 DRAFT FINAL OPERATING BUDGET**

Administration - 1100

ACCOUNT	ACTUAL FY07	FINAL BUDGET FY08	ACTUAL 02/29/08 FY08	PROJECTED BUDGET FY08	\$ CHANGE ACTUAL FY07 PROJ FY08	% CHANGE ACTUAL FY07 PROJ FY08	BUDGET FY09	% CHANGE PROJ FY08 BUDG FY09	BUDGET FY10	% CHANGE BUDGET FY09-FY10
LABOR										
501011 Bus Operator Pay	-	-	-	-	-	0.0%	-	0.0%	-	0.0%
501013 Bus Operator OT	-	-	-	-	-	0.0%	-	0.0%	-	0.0%
501021 <u>Other Salaries</u>	497,906	640,416	395,905	610,858	112,952	22.7%	566,677	-7.2%	520,274	-8.2%
501023 Other OT	496	520	185	278	(218)	-44.0%	510	83.4%	520	1.9%
Totals	498,402	640,936	396,090	611,136	112,734	22.6%	567,187	-7.2%	520,793	-8.2%
FRINGE BENEFITS										
502011 Medicare/Soc. Sec.	8,966	10,400	6,069	9,500	534	6.0%	8,710	-8.3%	7,859	-9.8%
502021 Retirement	70,696	95,452	57,970	86,955	16,259	23.0%	92,414	6.3%	80,245	-13.2%
502031 Medical Ins	78,576	102,496	61,867	94,790	16,214	20.6%	97,199	2.5%	100,800	3.7%
502041 Dental Ins	8,471	9,482	5,921	9,319	848	10.0%	8,764	-6.0%	8,415	-4.0%
502045 Vision Ins	2,539	2,800	1,914	2,870	331	13.0%	2,847	-0.8%	2,679	-5.9%
502051 Life Ins/AD&D	1,223	1,455	777	1,332	109	8.9%	1,227	-7.9%	1,122	-8.6%
502060 State Disability Ins (SDI)	3,537	9,362	2,123	4,677	1,140	32.2%	4,590	-1.9%	4,484	-2.3%
502061 Long Term Disability Ins	4,869	5,296	3,872	5,780	911	18.7%	6,084	5.3%	5,103	-16.1%
502071 State Unemployment Ins (SUI)	1,464	2,454	1,811	1,449	(15)	-1.0%	1,369	-5.5%	1,288	-5.9%
502081 Worker's Comp Ins	5,990	28,181	10,018	15,027	9,037	150.9%	28,797	91.6%	28,156	-2.2%
502101 Holiday Pay	7,719	8,125	8,331	8,331	612	7.9%	7,778	-6.6%	7,117	-8.5%
502103 Floating Holiday	9,427	16,200	489	16,200	6,773	71.8%	19,782	22.1%	16,870	-14.7%
502109 Sick Leave	25,508	32,500	8,555	32,500	6,992	27.4%	74,698	129.8%	72,033	-3.6%
502111 Annual Leave	140,054	61,200	33,142	61,200	(78,854)	-56.3%	81,196	32.7%	76,891	-5.3%
502121 Other Paid Absence	4,782	4,000	586	4,000	(782)	-16.4%	3,581	-10.5%	3,143	-12.2%
502251 Phys. Exams	-	-	-	-	-	0.0%	-	0.0%	-	0.0%
502253 Driver Lic Renewal	-	-	-	-	-	0.0%	-	0.0%	-	0.0%
502999 Other Fringe Benefits	2,883	1,764	3,609	5,100	2,217	76.9%	5,115	0.3%	5,268	3.0%
Totals	376,704	391,167	207,054	359,030	(17,674)	-4.7%	444,151	23.7%	421,472	-5.1%

7.27

4/30/2008

Admin - 1100

**SANTA CRUZ METROPOLITAN TRANSIT DISTRICT
 FY09 & FY10 DRAFT FINAL OPERATING BUDGET
 Administration - 1100**

ACCOUNT	ACTUAL FY07	FINAL BUDGET FY08	ACTUAL 02/29/08 FY08	PROJECTED BUDGET FY08	\$ CHANGE ACTUAL FY07 PROJ FY08	% CHANGE ACTUAL FY07 PROJ FY08	BUDGET FY09	% CHANGE PROJ FY08 BUDG FY09	BUDGET FY10	% CHANGE BUDGET FY09-FY10
SERVICES										
503011 Accting/Audit Fees	-	-	-	-	-	0.0%	-	0.0%	-	0.0%
503012 Admin/Bank Fees	-	1,133	-	-	-	0.0%	1,200	100.0%	1,300	8.3%
503031 Prof/Technical Fees	94,890	200,507	49,985	130,000	35,110	37.0%	102,876	-20.9%	27,400	-73.4%
503032 Legislative Services	91,333	97,011	60,470	97,011	5,678	6.2%	100,400	3.5%	103,400	3.0%
503033 Legal Services	-	-	-	-	-	0.0%	-	0.0%	-	0.0%
503034 Pre-Employment Exams	-	-	-	-	-	0.0%	-	0.0%	-	0.0%
503041 Temp Help	18,190	16,500	3,016	-	(18,190)	-100.0%	-	0.0%	-	0.0%
503161 Custodial Services	-	-	-	-	-	0.0%	-	0.0%	-	0.0%
503162 Uniforms/Laundry	-	-	-	-	-	0.0%	-	0.0%	-	0.0%
503171 Security Services	-	-	-	-	-	0.0%	-	0.0%	-	0.0%
503221 Classified/Legal Ads	1,993	7,931	2,271	5,000	3,007	150.9%	7,700	54.0%	8,100	5.2%
503222 Legal Ads	-	-	-	-	-	0.0%	-	0.0%	-	0.0%
503225 Graphic Services	-	-	-	-	-	0.0%	-	0.0%	-	0.0%
503351 Repair - Bldg & Impr	-	-	-	-	-	0.0%	-	0.0%	-	0.0%
503352 Repair - Equipment	3,404	9,538	2,972	4,458	1,054	31.0%	11,420	156.2%	11,700	2.5%
503353 Repair - Rev Vehicle	-	-	-	-	-	0.0%	-	0.0%	-	0.0%
503354 Repair - Non Rev Vehicle	-	-	-	-	-	0.0%	-	0.0%	-	0.0%
503363 Haz Mat Disposal	-	-	-	-	-	0.0%	-	0.0%	-	0.0%
Totals	209,810	332,620	118,714	236,469	26,659	12.7%	223,596	-5.4%	151,900	-32.1%
MOBILE MATERIALS & SUPPLIES										
504011 Fuels & Lubricants - Non Rev Veh	-	-	-	-	-	0.0%	-	0.0%	-	0.0%
504012 Fuels & Lubricants - Rev Veh	-	-	-	-	-	0.0%	-	0.0%	-	0.0%
504021 Tires & Tubes	-	-	-	-	-	0.0%	-	0.0%	-	0.0%
504161 Other Mobile Supplies	-	-	-	-	-	0.0%	-	0.0%	-	0.0%
504191 Rev Vehicle Parts	-	-	-	-	-	0.0%	-	0.0%	-	0.0%
Totals	-	-	-	-	-	0.0%	-	0.0%	-	0.0%

7.28

4/30/2008

Admin - 1100

**SANTA CRUZ METROPOLITAN TRANSIT DISTRICT
FY09 & FY10 DRAFT FINAL OPERATING BUDGET**

Administration - 1100

ACCOUNT	ACTUAL FY07	FINAL BUDGET FY08	ACTUAL 02/29/08 FY08	PROJECTED BUDGET FY08	\$ CHANGE ACTUAL FY07 PROJ FY08	% CHANGE ACTUAL FY07 PROJ FY08	BUDGET FY09	% CHANGE PROJ FY08 BUDG FY09	BUDGET FY10	% CHANGE BUDGET FY09-FY10
OTHER MATERIALS & SUPPLIES										
504205 Freight Out	-	-	-	-	-	0.0%	-	0.0%	-	0.0%
504211 Postage & Mailing	7,626	10,403	7,403	12,000	4,374	57.4%	11,552	-3.7%	11,800	2.1%
504214 Promotional Items	-	-	-	-	-	0.0%	-	0.0%	-	0.0%
504215 Printing	525	2,843	296	2,000	1,475	281.0%	2,900	45.0%	10,487	261.6%
504217 Photo Supp/Process	-	103	-	-	-	0.0%	100	100.0%	100	0.0%
504311 Office Supplies	3,743	7,827	5,008	7,828	4,085	109.1%	8,760	11.9%	9,000	2.7%
504315 Safety Supplies	-	-	-	-	-	0.0%	-	0.0%	-	0.0%
504317 Cleaning Supplies	-	-	-	-	-	0.0%	-	0.0%	-	0.0%
504409 Repair/Maint Supplies	-	-	-	-	-	0.0%	-	0.0%	-	0.0%
504421 Non-Inventory Parts	-	-	-	-	-	0.0%	-	0.0%	-	0.0%
504511 Small Tools	-	-	-	-	-	0.0%	-	0.0%	-	0.0%
504515 Employee Tool Replacement	-	-	-	-	-	0.0%	-	0.0%	-	0.0%
Totals	11,894	21,176	12,707	21,828	9,934	83.5%	23,312	6.8%	31,387	34.6%
UTILITIES										
505011 Gas & Electric	37,663	31,200	25,498	38,106	443	1.2%	-	-100.0%	-	0.0%
505021 Water & Garbage	5,472	6,115	6,026	10,052	4,580	83.7%	-	-100.0%	-	0.0%
505031 Telecommunications	4,695	5,910	2,595	5,000	305	6.5%	-	-100.0%	-	0.0%
Totals	47,830	43,225	34,119	53,158	5,328	11.1%	-	-100.0%	-	0.0%
CASUALTY & LIABILITY										
506011 Insurance - Property	-	-	-	-	-	0.0%	-	0.0%	-	0.0%
506015 Insurance - PL/PD	-	-	-	-	-	0.0%	-	0.0%	-	0.0%
506021 Insurance - Other	-	-	-	-	-	0.0%	-	0.0%	-	0.0%
506123 Settlement Costs	-	-	-	-	-	0.0%	-	0.0%	-	0.0%
506127 Repairs - District Prop	-	-	-	-	-	0.0%	-	0.0%	-	0.0%
Totals	-	-	-	-	-	0.0%	-	0.0%	-	0.0%

7.29

4/30/2008

Admin - 1100

SANTA CRUZ METROPOLITAN TRANSIT DISTRICT
FY09 & FY10 DRAFT FINAL OPERATING BUDGET
Administration - 1100

ACCOUNT	ACTUAL FY07	FINAL BUDGET FY08	ACTUAL 02/29/08 FY08	PROJECTED BUDGET FY08	\$ CHANGE ACTUAL FY07 PROJ FY08	% CHANGE ACTUAL FY07 PROJ FY08	BUDGET FY09	% CHANGE PROJ FY08 BUDG FY09	BUDGET FY10	% CHANGE BUDGET FY09-FY10
TAXES										
507051 Fuel Tax	-	-	-	-	-	0.0%	-	0.0%	-	0.0%
507201 Licenses & Permits	-	-	-	-	-	0.0%	-	0.0%	-	0.0%
507999 Other Taxes	-	-	-	-	-	0.0%	-	0.0%	-	0.0%
Totals	-	-	-	-	-	0.0%	-	0.0%	-	0.0%
PURCHASED TRANS.										
503406 Contract/Paratransit	-	-	-	-	-	0.0%	-	0.0%	-	0.0%
Totals	-	-	-	-	-	0.0%	-	0.0%	-	0.0%
MISC EXPENSE										
509011 Dues/Subscriptions	84,482	46,715	4,036	28,715	(55,767)	-66.0%	52,260	82.0%	53,800	2.9%
509085 Advertising - Rev Prod	-	15,000	-	-	-	0.0%	-	0.0%	-	0.0%
509101 Employee Incentive Program	514	20,821	8,141	10,000	9,486	1845.5%	30,200	202.0%	31,100	3.0%
509121 Employee Training	-	-	-	-	-	0.0%	-	0.0%	-	0.0%
509123 Travel	20,811	50,000	20,800	35,000	14,189	68.2%	72,030	105.8%	75,810	5.2%
509125 Local Meeting Expense	5,444	5,500	2,291	5,500	56	1.0%	4,580	-16.7%	4,700	2.6%
509127 Board Director Fees	10,700	13,200	8,800	13,200	2,500	23.4%	13,200	0.0%	13,200	0.0%
509150 Contributions	-	-	-	-	-	0.0%	-	0.0%	-	0.0%
509198 Cash Over/Short	-	-	-	-	-	0.0%	-	0.0%	-	0.0%
Totals	121,951	151,236	44,068	92,415	(29,536)	-24.2%	172,270	86.4%	178,610	3.7%
LEASES & RENTALS										
512011 Facility Lease	327,823	341,500	226,548	339,822	11,999	3.7%	-	-100.0%	-	0.0%
512061 Equipment Rental	585	2,482	391	587	2	0.3%	600	2.2%	620	3.3%
Totals	328,408	343,982	226,939	340,409	12,001	3.7%	600	-99.8%	620	3.3%
PERSONNEL TOTAL	875,106	1,032,103	603,144	970,166	95,060	10.9%	1,011,338	4.2%	942,265	-6.8%
NON-PERSONNEL TOTAL	719,893	892,239	436,547	744,279	24,386	3.4%	419,778	-43.6%	362,517	-13.6%
DEPARTMENT TOTALS	1,594,999	1,924,342	1,039,691	1,714,445	119,446	7.5%	1,431,116	-16.5%	1,304,782	-8.8%

7.910

4/30/2008

Admin - 1100

**SANTA CRUZ METROPOLITAN TRANSIT DISTRICT
FY09 & FY10 DRAFT FINAL OPERATING BUDGET**

Finance - 1200

ACCOUNT	ACTUAL FY07	FINAL BUDGET FY08	ACTUAL 02/29/08 FY08	PROJECTED BUDGET FY08	\$ CHANGE ACTUAL FY07 PROJ FY08	% CHANGE ACTUAL FY07 PROJ FY08	BUDGET FY09	% CHANGE PROJ FY08 BUDG FY09	BUDGET FY10	% CHANGE BUDGET FY09-FY10
LABOR										
501011 Bus Operator Pay	-	-	-	-	-	0.0%	-	0.0%	-	0.0%
501013 Bus Operator OT	-	-	-	-	-	0.0%	-	0.0%	-	0.0%
501021 <u>Other Salaries</u>	310,293	390,247	231,279	357,162	46,869	15.1%	326,760	-8.5%	340,157	4.1%
501023 Other OT	3,232	520	231	347	(2,885)	-89.3%	361	4.0%	376	4.1%
Totals	313,525	390,767	231,510	357,509	43,984	14.0%	327,121	-8.5%	340,533	4.1%
FRINGE BENEFITS										
502011 Medicare/Soc. Sec.	6,430	6,000	4,632	6,948	518	8.1%	5,676	-18.3%	5,909	4.1%
502021 Retirement	37,568	56,924	32,057	48,086	10,498	27.9%	53,670	11.6%	53,017	-1.2%
502031 Medical Ins	41,501	68,395	39,995	58,221	16,720	40.3%	64,043	10.0%	71,119	11.0%
502041 Dental Ins	6,021	10,300	4,306	6,793	772	12.8%	6,793	0.0%	6,963	2.5%
502045 Vision Ins	1,740	2,200	1,276	1,914	174	10.0%	2,009	5.0%	2,009	0.0%
502051 Life Ins/AD&D	834	1,092	518	888	54	6.5%	888	0.0%	888	0.0%
502060 State Disability Ins (SDI)	3,423	7,282	2,453	3,118	(305)	-8.9%	3,240	3.9%	3,363	3.8%
502061 Long Term Disability Ins	2,100	3,730	1,189	3,730	1,630	77.6%	3,519	-5.7%	3,625	3.0%
502071 State Unemployment Ins (SUI)	1,483	1,909	1,199	966	(517)	-34.9%	966	0.0%	966	0.0%
502081 Worker's Comp Ins	5,074	5,539	5,176	7,764	2,690	53.0%	20,220	160.4%	20,890	3.3%
502101 Holiday Pay	3,243	4,800	4,541	4,800	1,557	48.0%	4,517	-5.9%	4,702	4.1%
502103 Floating Holiday	6,048	7,600	3,024	7,600	1,552	25.7%	7,772	2.3%	7,944	2.2%
502109 Sick Leave	(1,296)	19,000	4,357	19,000	20,296	-1566.0%	19,762	4.0%	20,572	4.1%
502111 Annual Leave	44,418	28,600	17,133	28,600	(15,818)	-35.6%	29,747	4.0%	30,966	4.1%
502121 Other Paid Absence	2,912	6,000	-	3,000	88	3.0%	3,120	4.0%	3,248	4.1%
502251 Phys. Exams	-	-	-	-	-	0.0%	-	0.0%	-	0.0%
502253 Driver Lic Renewal	-	-	-	-	-	0.0%	-	0.0%	-	0.0%
502999 Other Fringe Benefits	1,521	985	3,563	5,892	4,371	287.4%	4,592	-22.1%	4,730	3.0%
Totals	163,040	230,356	125,419	207,320	44,280	27.2%	230,534	11.2%	240,911	4.5%

7.911

4/30/2008

Finance - 1200

**SANTA CRUZ METROPOLITAN TRANSIT DISTRICT
FY09 & FY10 DRAFT FINAL OPERATING BUDGET**

Finance - 1200

ACCOUNT	ACTUAL FY07	FINAL BUDGET FY08	ACTUAL 02/29/08 FY08	PROJECTED BUDGET FY08	\$ CHANGE ACTUAL FY07 PROJ FY08	% CHANGE ACTUAL FY07 PROJ FY08	BUDGET FY09	% CHANGE PROJ FY08 BUDG FY09	BUDGET FY10	% CHANGE BUDGET FY09-FY10
SERVICES										
503011 <u>Accting/Audit Fees</u>	71,466	100,000	38,415	180,000	108,534	151.9%	100,000	-44.4%	103,000	3.0%
503012 <u>Admin/Bank Fees</u>	156,748	234,840	87,159	202,840	46,092	29.4%	195,000	-3.9%	200,850	3.0%
503031 <u>Prof/Technical Fees</u>	6,937	-	37	74	(6,863)	-98.9%	18,000	24224.3%	-	-100.0%
503032 Legislative Services	-	-	-	-	-	0.0%	-	0.0%	-	0.0%
503033 Legal Services	-	-	-	-	-	0.0%	-	0.0%	-	0.0%
503034 Pre-Employment Exams	-	-	-	-	-	0.0%	-	0.0%	-	0.0%
503041 <u>Temp Help</u>	42,579	-	36,020	-	(42,579)	-100.0%	-	0.0%	-	0.0%
503161 Custodial Services	-	-	-	-	-	0.0%	-	0.0%	-	0.0%
503162 Uniforms/Laundry	-	-	-	-	-	0.0%	-	0.0%	-	0.0%
503171 Security Services	-	-	-	-	-	0.0%	-	0.0%	-	0.0%
503221 Classified/Legal Ads	-	-	-	-	-	0.0%	-	0.0%	-	0.0%
503222 Legal Ads	-	-	-	-	-	0.0%	-	0.0%	-	0.0%
503225 Graphic Services	-	-	-	-	-	0.0%	-	0.0%	-	0.0%
503351 Repair - Bldg & Impr	-	-	-	-	-	0.0%	-	0.0%	-	0.0%
503352 Repair - Equipment	-	412	-	412	412	100.0%	-	-100.0%	-	0.0%
503353 Repair - Rev Vehicle	-	-	-	-	-	0.0%	-	0.0%	-	0.0%
503354 Repair - Non Rev Vehicle	-	-	-	-	-	0.0%	-	0.0%	-	0.0%
503363 Haz Mat Disposal	-	-	-	-	-	0.0%	-	0.0%	-	0.0%
Totals	277,730	335,252	161,631	383,326	105,596	38.0%	313,000	-18.3%	303,850	-2.9%
MOBILE MATERIALS & SUPPLIES										
504011 Fuels & Lubricants - Non Rev Veh	-	-	-	-	-	0.0%	-	0.0%	-	0.0%
504012 Fuels & Lubricants - Rev Veh	-	-	-	-	-	0.0%	-	0.0%	-	0.0%
504021 Tires & Tubes	-	-	-	-	-	0.0%	-	0.0%	-	0.0%
504161 Other Mobile Supplies	-	-	-	-	-	0.0%	-	0.0%	-	0.0%
504191 Rev Vehicle Parts	-	-	-	-	-	0.0%	-	0.0%	-	0.0%
Totals	-	-	-	-	-	0.0%	-	0.0%	-	0.0%

7.9.12

4/30/2008

Finance - 1200

**SANTA CRUZ METROPOLITAN TRANSIT DISTRICT
FY09 & FY10 DRAFT FINAL OPERATING BUDGET**

Finance - 1200

ACCOUNT	ACTUAL FY07	FINAL BUDGET FY08	ACTUAL 02/29/08 FY08	PROJECTED BUDGET FY08	\$ CHANGE ACTUAL FY07 PROJ FY08	% CHANGE ACTUAL FY07 PROJ FY08	BUDGET FY09	% CHANGE PROJ FY08 BUDG FY09	BUDGET FY10	% CHANGE BUDGET FY09-FY10
OTHER MATERIALS & SUPPLIES										
504205 Freight Out	-	-	-	-	-	0.0%	-	0.0%	-	0.0%
504211 Postage & Mailing	21	103	20	103	82	390.5%	106	2.5%	106	0.4%
504214 Promotional Items	-	-	-	-	-	0.0%	-	0.0%	-	0.0%
504215 Printing	173	206	-	206	33	19.1%	2,000	870.9%	2,100	5.0%
504217 Photo Supp/Process	-	-	-	-	-	0.0%	-	0.0%	-	0.0%
504311 Office Supplies	4,858	3,090	4,082	6,123	1,265	26.0%	5,500	-10.2%	5,600	1.8%
504315 Safety Supplies	-	-	-	-	-	0.0%	-	0.0%	-	0.0%
504317 Cleaning Supplies	-	-	-	-	-	0.0%	-	0.0%	-	0.0%
504409 Repair/Maint Supplies	-	-	-	-	-	0.0%	-	0.0%	-	0.0%
504421 Non-Inventory Parts	-	-	-	-	-	0.0%	-	0.0%	-	0.0%
504511 Small Tools	-	-	-	-	-	0.0%	-	0.0%	-	0.0%
504515 Employee Tool Replacement	-	-	-	-	-	0.0%	-	0.0%	-	0.0%
Totals	5,052	3,399	4,102	6,432	1,380	27.3%	7,606	18.2%	7,806	2.6%
UTILITIES										
505011 Gas & Electric	-	-	-	-	-	0.0%	-	0.0%	-	0.0%
505021 Water & Garbage	-	-	-	-	-	0.0%	-	0.0%	-	0.0%
505031 Telecommunications	1,572	1,638	1,257	2,000	428	27.2%	-	-100.0%	-	0.0%
Totals	1,572	1,638	1,257	2,000	428	27.2%	-	-100.0%	-	0.0%
CASUALTY & LIABILITY										
506011 Insurance - Property	35,985	56,133	29,574	88,000	52,015	144.5%	118,347	34.5%	121,898	3.0%
506015 Insurance - PL/PD	489,802	420,000	274,894	488,000	(1,802)	-0.4%	510,000	4.5%	525,300	3.0%
506021 Insurance - Other	711	1,814	1,007	1,000	289	40.6%	800	-20.0%	800	0.0%
506123 Settlement Costs	-	-	-	-	-	0.0%	-	0.0%	-	0.0%
506127 Repairs - District Prop	-	-	-	-	-	0.0%	-	0.0%	-	0.0%
Totals	526,498	477,947	305,475	577,000	50,502	9.6%	629,147	9.0%	647,998	3.0%

7.9.13

4/30/2008

Finance - 1200

SANTA CRUZ METROPOLITAN TRANSIT DISTRICT
FY09 & FY10 DRAFT FINAL OPERATING BUDGET
 Finance - 1200

ACCOUNT	ACTUAL FY07	FINAL BUDGET FY08	ACTUAL 02/29/08 FY08	PROJECTED BUDGET FY08	\$ CHANGE ACTUAL FY07 PROJ FY08	% CHANGE ACTUAL FY07 PROJ FY08	BUDGET FY09	% CHANGE PROJ FY08 BUDG FY09	BUDGET FY10	% CHANGE BUDGET FY09-FY10
TAXES										
507051 Fuel Tax	-	-	-	-	-	0.0%	-	0.0%	-	0.0%
507201 Licenses & Permits	-	-	-	-	-	0.0%	-	0.0%	-	0.0%
507999 Other Taxes	-	-	-	-	-	0.0%	-	0.0%	-	0.0%
Totals	-	-	-	-	-	0.0%	-	0.0%	-	0.0%
PURCHASED TRANS.										
503406 Contract/Paratransit	-	-	-	-	-	0.0%	-	0.0%	-	0.0%
Totals	-	-	-	-	-	0.0%	-	0.0%	-	0.0%
MISC EXPENSE										
509011 Dues/Subscriptions	1,645	1,160	554	900	(745)	-45.3%	1,800	100.0%	1,900	5.6%
509085 Advertising - Rev Prod	-	-	-	-	-	0.0%	-	0.0%	-	0.0%
509101 Employee Incentive Program	-	-	-	-	-	0.0%	-	0.0%	-	0.0%
509121 Employee Training	-	-	80	-	-	0.0%	-	0.0%	-	0.0%
509123 Travel	52	50	-	80	28	53.8%	-	-100.0%	-	0.0%
509125 Local Meeting Expense	-	-	-	-	-	0.0%	-	0.0%	-	0.0%
509127 Board Director Fees	-	-	-	-	-	0.0%	-	0.0%	-	0.0%
509150 Contributions	-	-	-	-	-	0.0%	-	0.0%	-	0.0%
509198 Cash Over/Short	(302)	-	711	1,067	1,369	-453.3%	500	-53.1%	500	0.0%
Totals	1,395	1,210	1,345	2,047	652	46.7%	2,300	12.4%	2,400	4.3%
LEASES & RENTALS										
512011 Facility Lease	-	-	-	-	-	0.0%	-	0.0%	-	0.0%
512061 Equipment Rental	-	-	-	-	-	0.0%	-	0.0%	-	0.0%
Totals	-	-	-	-	-	0.0%	-	0.0%	-	0.0%
PERSONNEL TOTAL	476,565	621,123	356,929	564,829	88,264	18.5%	557,655	-1.3%	581,443	4.3%
NON-PERSONNEL TOTAL	812,247	819,446	473,810	970,805	158,558	19.5%	952,053	-1.9%	962,054	1.1%
DEPARTMENT TOTALS	<u>1,288,812</u>	<u>1,440,569</u>	<u>830,739</u>	<u>1,535,634</u>	<u>246,822</u>	<u>19.2%</u>	<u>1,509,707</u>	<u>-1.7%</u>	<u>1,543,497</u>	<u>2.2%</u>

7.214

**SANTA CRUZ METROPOLITAN TRANSIT DISTRICT
FY09 & FY10 DRAFT FINAL OPERATING BUDGET**

Customer Service - 1300

ACCOUNT	ACTUAL FY07	FINAL BUDGET FY08	ACTUAL 02/29/08 FY08	PROJECTED BUDGET FY08	\$ CHANGE ACTUAL FY07 PROJ FY08	% CHANGE ACTUAL FY07 PROJ FY08	BUDGET FY09	% CHANGE PROJ FY08 BUDG FY09	BUDGET FY10	% CHANGE BUDGET FY09-FY10
LABOR										
501011 Bus Operator Pay	-	-	-	-	-	0.0%	-	0.0%	-	0.0%
501013 Bus Operator OT	-	-	-	-	-	0.0%	-	0.0%	-	0.0%
501021 Other Salaries	220,398	254,416	149,585	232,178	11,780	5.3%	236,822	2.0%	241,558	2.0%
501023 Other OT	316	1,560	142	300	(16)	-5.1%	306	2.0%	312	2.0%
Totals	220,714	255,976	149,727	232,478	11,764	5.3%	237,128	2.0%	241,870	2.0%
FRINGE BENEFITS										
502011 Medicare/Soc. Sec.	1,990	1,872	1,127	1,872	(118)	-5.9%	1,854	-1.0%	1,891	2.0%
502021 Retirement	32,256	39,148	23,042	39,148	6,892	21.4%	38,187	-2.5%	36,962	-3.2%
502031 Medical Ins	55,157	72,934	45,711	72,831	17,674	32.0%	80,114	10.0%	88,965	11.0%
502041 Dental Ins	7,628	8,749	5,333	8,573	945	12.4%	8,573	0.0%	8,788	2.5%
502045 Vision Ins	1,958	1,900	1,276	1,914	(44)	-2.2%	2,009	5.0%	2,009	0.0%
502051 Life Ins/AD&D	780	728	410	702	(78)	-10.0%	702	0.0%	702	0.0%
502060 State Disability Ins (SDI)	2,743	6,241	1,192	3,118	375	13.7%	3,240	3.9%	3,363	3.8%
502061 Long Term Disability Ins	3,202	3,035	2,312	3,456	254	7.9%	3,243	-6.2%	3,340	3.0%
502071 State Unemployment Ins (SUI)	966	1,636	943	966	-	0.0%	966	0.0%	966	0.0%
502081 Worker's Comp Ins	6,294	71,026	4,714	7,071	777	12.3%	19,454	175.1%	20,095	3.3%
502101 Holiday Pay	3,029	3,200	2,681	3,200	171	5.6%	3,378	5.6%	3,446	2.0%
502103 Floating Holiday	-	-	24	-	-	0.0%	-	0.0%	-	0.0%
502109 Sick Leave	14,179	12,500	5,076	12,500	(1,679)	-11.8%	12,750	2.0%	13,005	2.0%
502111 Annual Leave	33,193	34,300	21,204	34,300	1,107	3.3%	34,986	2.0%	35,686	2.0%
502121 Other Paid Absence	1,536	4,000	559	2,000	464	30.2%	2,040	2.0%	2,081	2.0%
502251 Phys. Exams	-	-	-	-	-	0.0%	-	0.0%	-	0.0%
502253 Driver Lic Renewal	-	-	-	-	-	0.0%	-	0.0%	-	0.0%
502999 Other Fringe Benefits	219	276	163	192	(27)	-12.3%	192	0.0%	198	3.0%
Totals	165,130	261,544	115,765	191,843	26,713	16.2%	211,687	10.3%	221,496	4.6%

7.9.15

4/30/2008

CusService - 1300

SANTA CRUZ METROPOLITAN TRANSIT DISTRICT
FY09 & FY10 DRAFT FINAL OPERATING BUDGET
 Customer Service - 1300

ACCOUNT	ACTUAL FY07	FINAL BUDGET FY08	ACTUAL 02/29/08 FY08	PROJECTED BUDGET FY08	\$ CHANGE ACTUAL FY07 PROJ FY08	% CHANGE ACTUAL FY07 PROJ FY08	BUDGET FY09	% CHANGE PROJ FY08 BUDG FY09	BUDGET FY10	% CHANGE BUDGET FY09-FY10
SERVICES										
503011 Accting/Audit Fees	-	-	-	-	-	0.0%	-	0.0%	-	0.0%
503012 Admin/Bank Fees	-	-	-	-	-	0.0%	-	0.0%	-	0.0%
503031 <u>Prof/Technical Fees</u>	10,500	15,450	7,730	15,450	4,950	47.1%	14,000	-9.4%	14,500	3.6%
503032 Legislative Services	-	-	-	-	-	0.0%	-	0.0%	-	0.0%
503033 Legal Services	-	-	-	-	-	0.0%	-	0.0%	-	0.0%
503034 Pre-Employment Exams	-	-	-	-	-	0.0%	-	0.0%	-	0.0%
503041 <u>Temp Help</u>	-	-	5,546	-	-	0.0%	-	0.0%	-	0.0%
503161 Custodial Services	-	-	-	-	-	0.0%	-	0.0%	-	0.0%
503162 Uniforms/Laundry	-	-	-	-	-	0.0%	-	0.0%	-	0.0%
503171 Security Services	-	-	-	-	-	0.0%	-	0.0%	-	0.0%
503221 Classified/Legal Ads	-	-	-	-	-	0.0%	-	0.0%	-	0.0%
503222 Legal Ads	-	-	-	-	-	0.0%	-	0.0%	-	0.0%
503225 <u>Graphic Services</u>	15,810	20,600	-	10,600	(5,210)	-33.0%	5,000	-52.8%	5,150	3.0%
503351 Repair - Bldg & Impr	-	-	-	-	-	0.0%	-	0.0%	-	0.0%
503352 <u>Repair - Equipment</u>	880	1,800	1,012	1,800	920	104.5%	2,000	11.1%	2,100	5.0%
503353 Repair - Rev Vehicle	-	-	-	-	-	0.0%	-	0.0%	-	0.0%
503354 Repair - Non Rev Vehicle	-	-	-	-	-	0.0%	-	0.0%	-	0.0%
503363 Haz Mat Disposal	-	-	-	-	-	0.0%	-	0.0%	-	0.0%
Totals	27,190	37,850	14,288	27,850	660	2.4%	21,000	-24.6%	21,750	3.6%
MOBILE MATERIALS & SUPPLIES										
504011 Fuels & Lubricants - Non Rev Veh	10	-	-	-	(10)	-100.0%	-	0.0%	-	0.0%
504012 Fuels & Lubricants - Rev Veh	-	-	-	-	-	0.0%	-	0.0%	-	0.0%
504021 Tires & Tubes	-	-	-	-	-	0.0%	-	0.0%	-	0.0%
504161 Other Mobile Supplies	-	-	-	-	-	0.0%	-	0.0%	-	0.0%
504191 Rev Vehicle Parts	-	-	-	-	-	0.0%	-	0.0%	-	0.0%
Totals	10	-	-	-	(10)	-100.0%	-	0.0%	-	0.0%

7.9.16

4/30/2008

CusService - 1300

SANTA CRUZ METROPOLITAN TRANSIT DISTRICT
FY09 & FY10 DRAFT FINAL OPERATING BUDGET
 Customer Service - 1300

ACCOUNT	ACTUAL FY07	FINAL BUDGET FY08	ACTUAL 02/29/08 FY08	PROJECTED BUDGET FY08	\$ CHANGE ACTUAL FY07 PROJ FY08	% CHANGE ACTUAL FY07 PROJ FY08	BUDGET FY09	% CHANGE PROJ FY08 BUDG FY09	BUDGET FY10	% CHANGE BUDGET FY09-FY10
OTHER MATERIALS & SUPPLIES										
504205 Freight Out	-	-	-	-	-	0.0%	-	0.0%	-	0.0%
504211 Postage & Mailing	1,589	5,150	1,547	2,500	911	57.3%	7,700	208.0%	7,800	1.3%
504214 Promotional Items	-	-	-	-	-	0.0%	-	0.0%	-	0.0%
504215 Printing	36,233	50,470	28,286	45,000	8,767	24.2%	67,000	48.9%	58,700	-12.4%
504217 Photo Supp/Process	1,612	4,120	1,620	2,500	888	55.1%	4,200	68.0%	4,300	2.4%
504311 Office Supplies	3,100	4,635	627	2,000	(1,100)	-35.5%	3,700	85.0%	4,000	8.1%
504315 Safety Supplies	-	-	-	-	-	0.0%	-	0.0%	-	0.0%
504317 Cleaning Supplies	-	-	-	-	-	0.0%	-	0.0%	-	0.0%
504409 Repair/Maint Supplies	-	-	-	-	-	0.0%	-	0.0%	-	0.0%
504421 Non-Inventory Parts	-	-	-	-	-	0.0%	-	0.0%	-	0.0%
504511 Small Tools	-	-	-	-	-	0.0%	-	0.0%	-	0.0%
504515 Employee Tool Replacement	-	-	-	-	-	0.0%	-	0.0%	-	0.0%
Totals	42,534	64,375	32,080	52,000	9,466	22.3%	82,600	58.8%	74,800	-9.4%
UTILITIES										
505011 Gas & Electric	-	-	-	-	-	0.0%	-	0.0%	-	0.0%
505021 Water & Garbage	-	-	-	-	-	0.0%	-	0.0%	-	0.0%
505031 Telecommunications	4,053	6,880	2,805	4,890	837	20.7%	-	-100.0%	-	0.0%
Totals	4,053	6,880	2,805	4,890	837	20.7%	-	-100.0%	-	0.0%
CASUALTY & LIABILITY										
506011 Insurance - Property	-	-	-	-	-	0.0%	-	0.0%	-	0.0%
506015 Insurance - PL/PD	-	-	-	-	-	0.0%	-	0.0%	-	0.0%
506021 Insurance - Other	-	-	-	-	-	0.0%	-	0.0%	-	0.0%
506123 Settlement Costs	-	-	-	-	-	0.0%	-	0.0%	-	0.0%
506127 Repairs - District Prop	-	-	-	-	-	0.0%	-	0.0%	-	0.0%
Totals	-	-	-	-	-	0.0%	-	0.0%	-	0.0%

7.2.17

4/30/2008

CusService - 1300

SANTA CRUZ METROPOLITAN TRANSIT DISTRICT
FY09 & FY10 DRAFT FINAL OPERATING BUDGET
 Customer Service - 1300

ACCOUNT	ACTUAL FY07	FINAL BUDGET FY08	ACTUAL 02/29/08 FY08	PROJECTED BUDGET FY08	\$ CHANGE ACTUAL FY07 PROJ FY08	% CHANGE ACTUAL FY07 PROJ FY08	BUDGET FY09	% CHANGE PROJ FY08 BUDG FY09	BUDGET FY10	% CHANGE BUDGET FY09-FY10
TAXES										
507051 Fuel Tax	-	-	-	-	-	0.0%	-	0.0%	-	0.0%
507201 Licenses & Permits	1,344	1,545	672	1,545	201	15.0%	1,800	16.5%	1,900	5.6%
507999 Other Taxes	-	-	-	-	-	0.0%	-	0.0%	-	0.0%
Totals	1,344	1,545	672	1,545	201	15.0%	1,800	16.5%	1,900	5.6%
PURCHASED TRANS.										
503406 Contract/Paratransit	-	-	-	-	-	0.0%	-	0.0%	-	0.0%
Totals	-	-	-	-	-	0.0%	-	0.0%	-	0.0%
MISC EXPENSE										
509011 Dues/Subscriptions	-	-	-	-	-	0.0%	-	0.0%	-	0.0%
509085 Advertising - Rev Prod	-	-	-	-	-	0.0%	-	0.0%	-	0.0%
509101 Employee Incentive Program	-	-	-	-	-	0.0%	-	0.0%	-	0.0%
509121 Employee Training	-	-	-	-	-	0.0%	-	0.0%	-	0.0%
509123 Travel	-	50	-	-	-	0.0%	-	0.0%	-	0.0%
509125 Local Meeting Expense	-	-	-	-	-	0.0%	-	0.0%	-	0.0%
509127 Board Director Fees	-	-	-	-	-	0.0%	-	0.0%	-	0.0%
509150 Contributions	90	500	98	200	110	122.2%	500	150.0%	500	0.0%
509198 Cash Over/Short	-	-	-	-	-	0.0%	-	0.0%	-	0.0%
Totals	90	550	98	200	110	122.2%	500	150.0%	500	0.0%
LEASES & RENTALS										
512011 Facility Lease	-	-	-	-	-	0.0%	-	0.0%	-	0.0%
512061 Equipment Rental	952	5,516	487	1,000	48	5.0%	1,500	50.0%	1,600	6.7%
Totals	952	5,516	487	1,000	48	5.0%	1,500	50.0%	1,600	6.7%
PERSONNEL TOTAL	385,844	517,520	265,492	424,321	38,477	10.0%	448,815	5.8%	463,366	3.2%
NON-PERSONNEL TOTAL	76,173	116,716	50,430	87,485	11,312	14.9%	107,400	22.8%	100,550	-6.4%
DEPARTMENT TOTALS	462,017	634,236	315,922	511,806	49,789	10.8%	556,215	8.7%	563,916	1.4%

7.2.18

4/30/2008

CusService - 1300

**SANTA CRUZ METROPOLITAN TRANSIT DISTRICT
FY09 & FY10 DRAFT FINAL OPERATING BUDGET
Human Resources - 1400**

ACCOUNT	ACTUAL FY07	FINAL BUDGET FY08	ACTUAL 02/29/08 FY08	PROJECTED BUDGET FY08	\$ CHANGE ACTUAL FY07 PROJ FY08	% CHANGE ACTUAL FY07 PROJ FY08	BUDGET FY09	% CHANGE PROJ FY08 BUDG FY09	BUDGET FY10	% CHANGE BUDGET FY09-FY10
LABOR										
501011 Bus Operator Pay	-	-	-	-	-	0.0%	-	0.0%	-	0.0%
501013 Bus Operator OT	-	-	-	-	-	0.0%	-	0.0%	-	0.0%
501021 Other Salaries	259,619	338,664	194,570	323,064	63,445	24.4%	327,975	1.5%	333,091	1.6%
501023 Other OT	1,249	1,040	877	1,300	51	4.1%	1,320	1.5%	1,340	1.6%
Totals	260,868	339,704	195,447	324,364	63,496	24.3%	329,294	1.5%	334,431	1.6%
FRINGE BENEFITS										
502011 Medicare/Soc. Sec.	4,536	5,430	3,422	5,430	894	19.7%	5,582	2.8%	5,669	1.6%
502021 Retirement	34,468	49,712	29,875	49,712	15,244	44.2%	52,780	6.2%	50,865	-3.6%
502031 Medical Ins	34,439	57,513	46,840	59,975	25,536	74.1%	72,079	20.2%	80,041	11.0%
502041 Dental Ins	5,267	7,300	4,107	7,282	2,015	38.3%	7,282	0.0%	7,464	2.5%
502045 Vision Ins	1,448	1,928	1,116	1,914	466	32.2%	2,009	5.0%	2,009	0.0%
502051 Life Ins/AD&D	748	849	469	888	140	18.7%	888	0.0%	888	0.0%
502060 State Disability Ins (SDI)	2,309	5,202	1,450	3,118	809	35.0%	3,240	3.9%	3,363	3.8%
502061 Long Term Disability Ins	2,518	3,098	1,873	3,098	580	23.0%	4,260	37.5%	4,388	3.0%
502071 State Unemployment Ins (SUI)	811	1,364	947	966	155	19.1%	966	0.0%	966	0.0%
502081 Worker's Comp Ins	6,928	39,283	12,647	18,971	12,043	173.8%	20,220	6.6%	20,890	3.3%
502101 Holiday Pay	2,844	3,500	4,202	4,202	1,358	47.7%	4,442	5.7%	4,511	1.6%
502103 Floating Holiday	4,599	6,200	1,395	6,200	1,601	34.8%	7,938	28.0%	7,938	0.0%
502109 Sick Leave	12,078	15,800	9,032	15,800	3,722	30.8%	16,040	1.5%	16,290	1.6%
502111 Annual Leave	30,603	28,600	20,245	29,280	(1,323)	-4.3%	29,725	1.5%	30,189	1.6%
502121 Other Paid Absence	1,368	1,000	4,528	6,000	4,632	338.6%	6,091	1.5%	6,186	1.6%
502251 Phys. Exams	-	23,383	-	-	-	0.0%	-	0.0%	-	0.0%
502253 Driver Lic Renewal	-	1,040	-	-	-	0.0%	-	0.0%	-	0.0%
502999 Other Fringe Benefits	1,529	900	2,374	3,380	1,851	121.1%	3,380	0.0%	3,481	3.0%
Totals	146,493	252,102	144,522	216,216	69,723	47.6%	236,923	9.6%	245,139	3.5%

7.9.19
4/30/2008

SANTA CRUZ METROPOLITAN TRANSIT DISTRICT
FY09 & FY10 DRAFT FINAL OPERATING BUDGET
 Human Resources - 1400

ACCOUNT	ACTUAL FY07	FINAL BUDGET FY08	ACTUAL 02/29/08 FY08	PROJECTED BUDGET FY08	\$ CHANGE ACTUAL FY07 PROJ FY08	% CHANGE ACTUAL FY07 PROJ FY08	BUDGET FY09	% CHANGE PROJ FY08 BUDG FY09	BUDGET FY10	% CHANGE BUDGET FY09-FY10
SERVICES										
503011 Accting/Audit Fees	-	-	-	-	-	0.0%	-	0.0%	-	0.0%
503012 Admin/Bank Fees	-	-	-	-	-	0.0%	-	0.0%	-	0.0%
503031 <u>Prof/Technical Fees</u>	35,532	35,000	3,997	35,000	(532)	-1.5%	135,800	288.0%	75,800	-44.2%
503032 Legislative Services	-	-	-	-	-	0.0%	-	0.0%	-	0.0%
503033 Legal Services	-	-	-	-	-	0.0%	-	0.0%	-	0.0%
503034 <u>Pre-Employment Exams</u>	19,767	25,000	7,107	20,000	233	1.2%	14,160	-29.2%	14,600	3.1%
503041 Temp Help	-	-	-	-	-	0.0%	-	0.0%	-	0.0%
503161 Custodial Services	-	-	-	-	-	0.0%	-	0.0%	-	0.0%
503162 Uniforms/Laundry	-	-	-	-	-	0.0%	-	0.0%	-	0.0%
503171 Security Services	-	-	-	-	-	0.0%	-	0.0%	-	0.0%
503221 <u>Classified/Legal Ads</u>	8,403	15,000	3,394	10,000	1,597	19.0%	15,000	50.0%	15,500	3.3%
503222 Legal Ads	-	-	-	-	-	0.0%	-	0.0%	-	0.0%
503225 Graphic Services	-	-	-	-	-	0.0%	-	0.0%	-	0.0%
503351 Repair - Bldg & Impr	-	-	-	-	-	0.0%	-	0.0%	-	0.0%
503352 Repair - Equipment	-	206	-	-	-	0.0%	-	0.0%	-	0.0%
503353 Repair - Rev Vehicle	-	-	-	-	-	0.0%	-	0.0%	-	0.0%
503354 Repair - Non Rev Vehicle	-	-	-	-	-	0.0%	-	0.0%	-	0.0%
503363 Haz Mat Disposal	-	-	-	-	-	0.0%	-	0.0%	-	0.0%
Totals	63,702	75,206	14,498	65,000	1,298	2.0%	164,960	153.8%	105,900	-35.8%
MOBILE MATERIALS & SUPPLIES										
504011 Fuels & Lubricants - Non Rev Veh	-	-	-	-	-	0.0%	-	0.0%	-	0.0%
504012 Fuels & Lubricants - Rev Veh	-	-	-	-	-	0.0%	-	0.0%	-	0.0%
504021 Tires & Tubes	-	-	-	-	-	0.0%	-	0.0%	-	0.0%
504161 Other Mobile Supplies	-	-	-	-	-	0.0%	-	0.0%	-	0.0%
504191 Rev Vehicle Parts	-	-	-	-	-	0.0%	-	0.0%	-	0.0%
Totals	-	-	-	-	-	0.0%	-	0.0%	-	0.0%

7.a.20

SANTA CRUZ METROPOLITAN TRANSIT DISTRICT
FY09 & FY10 DRAFT FINAL OPERATING BUDGET
 Human Resources - 1400

ACCOUNT	ACTUAL FY07	FINAL BUDGET FY08	ACTUAL 02/29/08 FY08	PROJECTED BUDGET FY08	\$ CHANGE ACTUAL FY07 PROJ FY08	% CHANGE ACTUAL FY07 PROJ FY08	BUDGET FY09	% CHANGE PROJ FY08 BUDG FY09	BUDGET FY10	% CHANGE BUDGET FY09-FY10
OTHER MATERIALS & SUPPLIES										
504205 Freight Out	-	-	-	-	-	0.0%	-	0.0%	-	0.0%
504211 Postage & Mailing	248	464	52	250	2	0.8%	1,150	360.0%	1,200	4.3%
504214 Promotional Items	-	-	-	-	-	0.0%	-	0.0%	-	0.0%
504215 Printing	3,010	6,296	-	500	(2,510)	-83.4%	4,200	740.0%	8,200	95.2%
504217 Photo Supp/Process	546	309	(63)	309	(237)	-43.4%	-	-100.0%	-	0.0%
504311 Office Supplies	1,730	1,854	2,250	3,500	1,770	102.3%	4,000	14.3%	4,200	5.0%
504315 Safety Supplies	-	-	-	-	-	0.0%	-	0.0%	-	0.0%
504317 Cleaning Supplies	-	-	-	-	-	0.0%	-	0.0%	-	0.0%
504409 Repair/Maint Supplies	-	-	-	-	-	0.0%	-	0.0%	-	0.0%
504421 Non-Inventory Parts	-	-	-	-	-	0.0%	-	0.0%	-	0.0%
504511 Small Tools	-	-	-	-	-	0.0%	-	0.0%	-	0.0%
504515 Employee Tool Replacement	-	-	-	-	-	0.0%	-	0.0%	-	0.0%
Totals	5,534	8,923	2,239	4,559	(975)	-17.6%	9,350	105.1%	13,600	45.5%
UTILITIES										
505011 Gas & Electric	-	-	-	-	-	0.0%	-	0.0%	-	0.0%
505021 Water & Garbage	-	-	-	-	-	0.0%	-	0.0%	-	0.0%
505031 Telecommunications	837	996	483	850	13	1.6%	-	-100.0%	-	0.0%
Totals	837	996	483	850	13	1.6%	-	-100.0%	-	0.0%
CASUALTY & LIABILITY										
506011 Insurance - Property	-	-	-	-	-	0.0%	-	0.0%	-	0.0%
506015 Insurance - PL/PD	-	-	-	-	-	0.0%	-	0.0%	-	0.0%
506021 Insurance - Other	-	-	-	-	-	0.0%	-	0.0%	-	0.0%
506123 Settlement Costs	-	-	-	-	-	0.0%	-	0.0%	-	0.0%
506127 Repairs - District Prop	-	-	-	-	-	0.0%	-	0.0%	-	0.0%
Totals	-	-	-	-	-	0.0%	-	0.0%	-	0.0%

7.921

4/30/2008

HR - 1400

SANTA CRUZ METROPOLITAN TRANSIT DISTRICT
FY09 & FY10 DRAFT FINAL OPERATING BUDGET
 Human Resources - 1400

ACCOUNT	ACTUAL FY07	FINAL BUDGET FY08	ACTUAL 02/29/08 FY08	PROJECTED BUDGET FY08	\$ CHANGE ACTUAL FY07 PROJ FY08	% CHANGE ACTUAL FY07 PROJ FY08	BUDGET FY09	% CHANGE PROJ FY08 BUDG FY09	BUDGET FY10	% CHANGE BUDGET FY09-FY10
TAXES										
507051 Fuel Tax	-	-	-	-	-	0.0%	-	0.0%	-	0.0%
507201 Licenses & Permits	-	-	-	-	-	0.0%	-	0.0%	-	0.0%
507999 Other Taxes	-	-	-	-	-	0.0%	-	0.0%	-	0.0%
Totals	-	-	-	-	-	0.0%	-	0.0%	-	0.0%
PURCHASED TRANS.										
503406 Contract/Paratransit	-	-	-	-	-	0.0%	-	0.0%	-	0.0%
Totals	-	-	-	-	-	0.0%	-	0.0%	-	0.0%
MISC EXPENSE										
509011 <u>Dues/Subscriptions</u>	605	1,500	385	1,300	695	114.9%	1,350	3.8%	1,400	3.7%
509085 Advertising - Rev Prod	-	-	-	-	-	0.0%	-	0.0%	-	0.0%
509101 <u>Employee Incentive Program</u>	-	-	-	-	-	0.0%	-	0.0%	-	0.0%
509121 Employee Training	17,912	10,000	5,891	10,000	(7,912)	-44.2%	27,900	179.0%	29,000	3.9%
509123 Travel	38	100	-	-	(38)	-100.0%	-	0.0%	-	0.0%
509125 <u>Local Meeting Expense</u>	8	850	278	450	442	5525.0%	100	-77.8%	150	50.0%
509127 Board Director Fees	-	-	-	-	-	0.0%	-	0.0%	-	0.0%
509150 Contributions	-	-	-	-	-	0.0%	-	0.0%	-	0.0%
509198 Cash Over/Short	-	-	-	-	-	0.0%	-	0.0%	-	0.0%
Totals	18,563	12,450	6,554	11,750	(6,813)	-36.7%	29,350	149.8%	30,550	4.1%
LEASES & RENTALS										
512011 Facility Lease	-	-	-	-	-	0.0%	-	0.0%	-	0.0%
512061 Equipment Rental	-	-	-	-	-	0.0%	-	0.0%	-	0.0%
Totals	-	-	-	-	-	0.0%	-	0.0%	-	0.0%
PERSONNEL TOTAL	407,361	591,806	339,969	540,580	133,219	32.7%	566,217	4.7%	579,570	2.4%
NON-PERSONNEL TOTAL	88,636	97,575	23,774	82,159	(6,477)	-7.3%	203,660	147.9%	150,050	-26.3%
DEPARTMENT TOTALS	495,997	689,381	363,742	622,739	126,742	25.6%	769,876	23.6%	729,619	-5.2%

7.a.22

SANTA CRUZ METROPOLITAN TRANSIT DISTRICT
FY09 & FY10 DRAFT FINAL OPERATING BUDGET
 Information Technology - 1500

ACCOUNT	ACTUAL FY07	FINAL BUDGET FY08	ACTUAL 02/29/08 FY08	PROJECTED BUDGET FY08	\$ CHANGE ACTUAL FY07 PROJ FY08	% CHANGE ACTUAL FY07 PROJ FY08	BUDGET FY09	% CHANGE PROJ FY08 BUDG FY09	BUDGET FY10	% CHANGE BUDGET FY09-FY10
LABOR										
501011 Bus Operator Pay	-	-	-	-	-	0.0%	-	0.0%	-	0.0%
501013 Bus Operator OT	-	-	-	-	-	0.0%	-	0.0%	-	0.0%
501021 Other Salaries	278,035	304,941	196,357	275,841	(2,194)	-0.8%	281,220	2.0%	286,929	2.0%
501023 Other OT	660	1,560	412	700	40	6.1%	1,427	103.9%	728	-49.0%
Totals	278,695	306,501	196,769	276,541	(2,154)	-0.8%	282,647	2.2%	287,657	1.8%
FRINGE BENEFITS										
502011 Medicare/Soc. Sec.	5,066	4,992	3,530	5,342	276	5.4%	4,974	-6.9%	5,075	2.0%
502021 Retirement	38,565	45,285	29,233	45,285	6,720	17.4%	47,033	3.9%	45,538	-3.2%
502031 Medical Ins	49,180	57,542	34,004	49,821	641	1.3%	54,804	10.0%	60,858	11.0%
502041 Dental Ins	5,664	6,400	3,839	6,041	377	6.7%	6,041	0.0%	6,192	2.5%
502045 Vision Ins	1,286	1,300	850	1,276	(10)	-0.8%	1,340	5.0%	1,340	0.0%
502051 Life Ins/AD&D	708	728	381	654	(54)	-7.6%	654	0.0%	654	0.0%
502060 State Disability Ins (SDI)	2,259	4,161	1,276	2,078	(181)	-8.0%	2,160	3.9%	2,242	3.8%
502061 Long Term Disability Ins	2,837	3,395	1,916	3,395	558	19.7%	3,474	2.3%	3,578	3.0%
502071 State Unemployment Ins (SUI)	706	1,090	744	644	(62)	-8.8%	644	0.0%	644	0.0%
502081 Worker's Comp Ins	2,918	3,294	3,072	4,608	1,690	57.9%	13,480	192.5%	13,926	3.3%
502101 Holiday Pay	3,355	4,000	3,883	4,000	645	19.2%	3,958	-1.0%	4,039	2.0%
502103 Floating Holiday	8,685	8,700	3,418	8,700	15	0.2%	8,635	-0.8%	8,635	0.0%
502109 Sick Leave	16,372	15,700	5,296	15,700	(672)	-4.1%	16,006	2.0%	16,331	2.0%
502111 Annual Leave	35,733	27,500	28,821	43,232	7,499	21.0%	44,075	2.0%	44,970	2.0%
502121 Other Paid Absence	1,087	2,000	414	2,000	913	84.0%	2,039	2.0%	2,080	2.0%
502251 Phys. Exams	-	-	-	-	-	0.0%	-	0.0%	-	0.0%
502253 Driver Lic Renewal	-	-	-	-	-	0.0%	-	0.0%	-	0.0%
502999 Other Fringe Benefits	1,732	858	2,239	3,332	1,600	92.4%	3,332	0.0%	3,432	3.0%
Totals	176,153	186,944	122,916	196,108	19,955	11.3%	212,650	8.4%	219,535	3.2%

7.4.23

4/30/2008

IT - 1500

SANTA CRUZ METROPOLITAN TRANSIT DISTRICT
FY09 & FY10 DRAFT FINAL OPERATING BUDGET
 Information Technology - 1500

ACCOUNT	ACTUAL FY07	FINAL BUDGET FY08	ACTUAL 02/29/08 FY08	PROJECTED BUDGET FY08	\$ CHANGE ACTUAL FY07 PROJ FY08	% CHANGE ACTUAL FY07 PROJ FY08	BUDGET FY09	% CHANGE PROJ FY08 BUDG FY09	BUDGET FY10	% CHANGE BUDGET FY09-FY10
SERVICES										
503011 <u>Accting/Audit Fees</u>	-	-	-	-	-	0.0%	-	0.0%	-	0.0%
503012 <u>Admin/Bank Fees</u>	-	-	-	-	-	0.0%	-	0.0%	-	0.0%
503031 <u>Prof/Technical Fees</u>	270	2,472	-	300	30	11.1%	9,000	2900.0%	9,300	3.3%
503032 <u>Legislative Services</u>	-	-	-	-	-	0.0%	-	0.0%	-	0.0%
503033 <u>Legal Services</u>	-	-	-	-	-	0.0%	-	0.0%	-	0.0%
503034 <u>Pre-Employment Exams</u>	-	-	-	-	-	0.0%	-	0.0%	-	0.0%
503041 <u>Temp Help</u>	-	-	23,175	-	-	0.0%	-	0.0%	-	0.0%
503161 <u>Custodial Services</u>	-	-	-	-	-	0.0%	-	0.0%	-	0.0%
503162 <u>Uniforms/Laundry</u>	-	-	-	-	-	0.0%	-	0.0%	-	0.0%
503171 <u>Security Services</u>	3,000	3,090	-	3,090	90	3.0%	-	-100.0%	-	0.0%
503221 <u>Classified/Legal Ads</u>	-	-	-	-	-	0.0%	-	0.0%	-	0.0%
503222 <u>Legal Ads</u>	-	-	-	-	-	0.0%	-	0.0%	-	0.0%
503225 <u>Graphic Services</u>	-	-	-	-	-	0.0%	-	0.0%	-	0.0%
503351 <u>Repair - Bldg & Impr</u>	-	-	-	-	-	0.0%	-	0.0%	-	0.0%
503352 <u>Repair - Equipment</u>	64,530	92,597	53,506	92,597	28,067	43.5%	80,800	-12.7%	83,200	3.0%
503353 <u>Repair - Rev Vehicle</u>	-	-	-	-	-	0.0%	-	0.0%	-	0.0%
503354 <u>Repair - Non Rev Vehicle</u>	-	-	-	-	-	0.0%	-	0.0%	-	0.0%
503363 <u>Haz Mat Disposal</u>	-	-	-	-	-	0.0%	-	0.0%	-	0.0%
Totals	67,800	98,159	76,681	95,987	28,187	41.6%	89,800	-6.4%	92,500	3.0%
MOBILE MATERIALS & SUPPLIES										
504011 <u>Fuels & Lubricants - Non Rev Veh</u>	-	-	-	-	-	0.0%	-	0.0%	-	0.0%
504012 <u>Fuels & Lubricants - Rev Veh</u>	-	-	-	-	-	0.0%	-	0.0%	-	0.0%
504021 <u>Tires & Tubes</u>	-	-	-	-	-	0.0%	-	0.0%	-	0.0%
504161 <u>Other Mobile Supplies</u>	-	-	-	-	-	0.0%	-	0.0%	-	0.0%
504191 <u>Rev Vehicle Parts</u>	-	-	-	-	-	0.0%	-	0.0%	-	0.0%
Totals	-	-	-	-	-	0.0%	-	0.0%	-	0.0%

7.924

4/30/2008

IT - 1500

**SANTA CRUZ METROPOLITAN TRANSIT DISTRICT
FY09 & FY10 DRAFT FINAL OPERATING BUDGET**

Information Technology - 1500

ACCOUNT	ACTUAL FY07	FINAL BUDGET FY08	ACTUAL 02/29/08 FY08	PROJECTED BUDGET FY08	\$ CHANGE ACTUAL FY07 PROJ FY08	% CHANGE ACTUAL FY07 PROJ FY08	BUDGET FY09	% CHANGE PROJ FY08 BUDG FY09	BUDGET FY10	% CHANGE BUDGET FY09-FY10
OTHER MATERIALS & SUPPLIES										
504205 Freight Out	-	-	-	-	-	0.0%	-	0.0%	-	0.0%
504211 Postage & Mailing	-	206	110	220	220	100.0%	210	-4.5%	210	0.0%
504214 Promotional Items	-	-	-	-	-	0.0%	-	0.0%	-	0.0%
504215 Printing	-	206	-	-	-	0.0%	-	0.0%	-	0.0%
504217 Photo Supp/Process	-	-	-	-	-	0.0%	-	0.0%	-	0.0%
504311 Office Supplies	50,356	32,510	20,955	32,510	(17,846)	-35.4%	25,500	-21.6%	26,300	3.1%
504315 Safety Supplies	-	-	-	-	-	0.0%	-	0.0%	-	0.0%
504317 Cleaning Supplies	-	-	-	-	-	0.0%	-	0.0%	-	0.0%
504409 Repair/Maint Supplies	-	-	-	-	-	0.0%	-	0.0%	-	0.0%
504421 Non-Inventory Parts	-	-	-	-	-	0.0%	-	0.0%	-	0.0%
504511 Small Tools	-	-	-	-	-	0.0%	-	0.0%	-	0.0%
504515 Employee Tool Replacement	-	-	-	-	-	0.0%	-	0.0%	-	0.0%
Totals	50,356	32,922	21,065	32,730	(17,626)	-35.0%	25,710	-21.4%	26,510	3.1%
UTILITIES										
505011 Gas & Electric	-	-	-	-	-	0.0%	-	0.0%	-	0.0%
505021 Water & Garbage	-	-	-	-	-	0.0%	-	0.0%	-	0.0%
505031 Telecommunications	18,687	22,000	13,355	20,100	1,413	7.6%	-	-100.0%	-	0.0%
Totals	18,687	22,000	13,355	20,100	1,413	7.6%	-	-100.0%	-	0.0%
CASUALTY & LIABILITY										
506011 Insurance - Property	-	-	-	-	-	0.0%	-	0.0%	-	0.0%
506015 Insurance - PL/PD	-	-	-	-	-	0.0%	-	0.0%	-	0.0%
506021 Insurance - Other	-	-	-	-	-	0.0%	-	0.0%	-	0.0%
506123 Settlement Costs	-	-	-	-	-	0.0%	-	0.0%	-	0.0%
506127 Repairs - District Prop	-	-	-	-	-	0.0%	-	0.0%	-	0.0%
Totals	-	-	-	-	-	0.0%	-	0.0%	-	0.0%

7a25

4/30/2008

IT - 1500

SANTA CRUZ METROPOLITAN TRANSIT DISTRICT
FY09 & FY10 DRAFT FINAL OPERATING BUDGET
 Information Technology - 1500

ACCOUNT	ACTUAL FY07	FINAL BUDGET FY08	ACTUAL 02/29/08 FY08	PROJECTED BUDGET FY08	\$ CHANGE ACTUAL FY07 PROJ FY08	% CHANGE ACTUAL FY07 PROJ FY08	BUDGET FY09	% CHANGE PROJ FY08 BUDG FY09	BUDGET FY10	% CHANGE BUDGET FY09-FY10
TAXES										
507051 Fuel Tax	-	-	-	-	-	0.0%	-	0.0%	-	0.0%
507201 Licenses & Permits	-	-	-	-	-	0.0%	-	0.0%	-	0.0%
507999 Other Taxes	-	-	-	-	-	0.0%	-	0.0%	-	0.0%
Totals	-	-	-	-	-	0.0%	-	0.0%	-	0.0%
PURCHASED TRANS.										
503406 Contract/Paratransit	-	-	-	-	-	0.0%	-	0.0%	-	0.0%
Totals	-	-	-	-	-	0.0%	-	0.0%	-	0.0%
MISC EXPENSE										
509011 Dues/Subscriptions	94	90	121	192	98	104.3%	150	-21.9%	150	0.0%
509085 Advertising - Rev Prod	-	-	-	-	-	0.0%	-	0.0%	-	0.0%
509101 Employee Incentive Program	-	-	-	-	-	0.0%	-	0.0%	-	0.0%
509121 Employee Training	8,150	76,000	59,463	76,000	67,850	832.5%	8,000	-89.5%	8,300	3.8%
509123 Travel	10	50	-	-	(10)	-100.0%	-	0.0%	-	0.0%
509125 Local Meeting Expense	-	-	-	-	-	0.0%	-	0.0%	-	0.0%
509127 Board Director Fees	-	-	-	-	-	0.0%	-	0.0%	-	0.0%
509150 Contributions	-	-	-	-	-	0.0%	-	0.0%	-	0.0%
509198 Cash Over/Short	-	-	-	-	-	0.0%	-	0.0%	-	0.0%
Totals	8,254	76,140	59,584	76,192	67,938	823.1%	8,150	-89.3%	8,450	3.7%
LEASES & RENTALS										
512011 Facility Lease	-	-	-	-	-	0.0%	-	0.0%	-	0.0%
512061 Equipment Rental	-	-	-	-	-	0.0%	-	0.0%	-	0.0%
Totals	-	-	-	-	-	0.0%	-	0.0%	-	0.0%
PERSONNEL TOTAL	454,848	493,445	319,685	472,649	17,801	3.9%	495,297	4.8%	507,192	2.4%
NON-PERSONNEL TOTAL	145,097	229,221	170,685	225,009	79,912	55.1%	123,660	-45.0%	127,460	3.1%
DEPARTMENT TOTALS	599,945	722,666	490,370	697,658	97,713	16.3%	618,957	-11.3%	634,652	2.5%

7.9.26

**SANTA CRUZ METROPOLITAN TRANSIT DISTRICT
FY09 & FY10 DRAFT FINAL OPERATING BUDGET**
District Counsel - 1700

ACCOUNT	ACTUAL FY07	FINAL BUDGET FY08	ACTUAL 02/29/08 FY08	PROJECTED BUDGET FY08	\$ CHANGE ACTUAL FY07 PROJ FY08	% CHANGE ACTUAL FY07 PROJ FY08	BUDGET FY09	% CHANGE PROJ FY08 BUDG FY09	BUDGET FY10	% CHANGE BUDGET FY09-FY10
LABOR										
501011 Bus Operator Pay	-	-	-	-	-	0.0%	-	0.0%	-	0.0%
501013 Bus Operator OT	-	-	-	-	-	0.0%	-	0.0%	-	0.0%
501021 <u>Other Salaries</u>	225,324	276,625	178,070	256,125	30,801	13.7%	262,938	2.7%	267,986	1.9%
501023 Other OT	-	520	181	520	520	100.0%	534	2.7%	544	1.9%
Totals	225,324	277,145	178,251	256,645	31,321	13.9%	263,472	2.7%	268,530	1.9%
FRINGE BENEFITS										
502011 Medicare/Soc. Sec.	4,383	4,436	2,927	4,436	53	1.2%	4,623	4.2%	4,711	1.9%
502021 Retirement	31,969	41,220	25,823	41,220	9,251	28.9%	43,707	6.0%	42,273	-3.3%
502031 Medical Ins	42,584	62,627	23,892	37,641	(4,943)	-11.6%	41,405	10.0%	45,979	11.0%
502041 Dental Ins	4,810	7,200	2,496	4,262	(548)	-11.4%	4,262	0.0%	4,368	2.5%
502045 Vision Ins	1,233	1,300	771	1,276	43	3.5%	1,340	5.0%	1,340	0.0%
502051 Life Ins/AD&D	569	607	308	561	(8)	-1.4%	561	0.0%	561	0.0%
502060 State Disability Ins (SDI)	1,489	4,161	930	2,078	589	39.6%	2,160	3.9%	2,242	3.8%
502061 Long Term Disability Ins	2,281	2,575	1,343	2,575	294	12.9%	2,320	-9.9%	2,390	3.0%
502071 State Unemployment Ins (SUI)	643	1,090	805	644	1	0.2%	644	0.0%	644	0.0%
502081 Worker's Comp Ins	2,677	3,197	2,623	3,935	1,258	47.0%	13,480	242.6%	13,926	3.3%
502101 Holiday Pay	3,575	3,600	3,556	3,600	25	0.7%	3,678	2.2%	3,749	1.9%
502103 Floating Holiday	6,295	6,500	-	6,500	205	3.3%	6,420	-1.2%	6,420	0.0%
502109 Sick Leave	23,698	14,100	2,788	14,100	(9,598)	-40.5%	14,475	2.7%	14,753	1.9%
502111 Annual Leave	29,036	26,200	13,718	26,200	(2,836)	-9.8%	26,897	2.7%	27,413	1.9%
502121 Other Paid Absence	13,656	2,300	2,428	4,426	(9,230)	-67.6%	4,544	2.7%	4,631	1.9%
502251 Phys. Exams	-	-	-	-	-	0.0%	-	0.0%	-	0.0%
502253 Driver Lic Renewal	-	-	-	-	-	0.0%	-	0.0%	-	0.0%
502999 Other Fringe Benefits	1,004	551	1,217	1,732	728	72.5%	1,732	0.0%	1,784	3.0%
Totals	169,902	181,664	85,625	155,185	(14,717)	-8.7%	172,247	11.0%	177,185	2.9%

7.927

4/30/2008

District Counsel - 1700

**SANTA CRUZ METROPOLITAN TRANSIT DISTRICT
FY09 & FY10 DRAFT FINAL OPERATING BUDGET**

District Counsel - 1700

ACCOUNT	ACTUAL FY07	FINAL BUDGET FY08	ACTUAL 02/29/08 FY08	PROJECTED BUDGET FY08	\$ CHANGE ACTUAL FY07 PROJ FY08	% CHANGE ACTUAL FY07 PROJ FY08	BUDGET FY09	% CHANGE PROJ FY08 BUDG FY09	BUDGET FY10	% CHANGE BUDGET FY09-FY10
SERVICES										
503011 Accting/Audit Fees	-	-	-	-	-	0.0%	-	0.0%	-	0.0%
503012 Admin/Bank Fees	-	-	-	-	-	0.0%	-	0.0%	-	0.0%
503031 <u>Prof/Technical Fees</u>	4,773	500	-	500	(4,273)	-89.5%	-	-100.0%	-	0.0%
503032 Legislative Services	-	-	-	-	-	0.0%	-	0.0%	-	0.0%
503033 <u>Legal Services</u>	1,119	4,650	1,259	2,500	1,381	123.4%	5,000	100.0%	5,000	0.0%
503034 Pre-Employment Exams	-	-	-	-	-	0.0%	-	0.0%	-	0.0%
503041 Temp Help	-	-	-	-	-	0.0%	-	0.0%	-	0.0%
503161 Custodial Services	-	-	-	-	-	0.0%	-	0.0%	-	0.0%
503162 Uniforms/Laundry	-	-	-	-	-	0.0%	-	0.0%	-	0.0%
503171 Security Services	-	-	-	-	-	0.0%	-	0.0%	-	0.0%
503221 Classified/Legal Ads	-	-	-	-	-	0.0%	-	0.0%	-	0.0%
503222 Legal Ads	-	-	-	-	-	0.0%	-	0.0%	-	0.0%
503225 Graphic Services	-	-	-	-	-	0.0%	-	0.0%	-	0.0%
503351 Repair - Bldg & Impr	-	-	-	-	-	0.0%	-	0.0%	-	0.0%
503352 Repair - Equipment	-	103	-	-	-	0.0%	-	0.0%	-	0.0%
503353 Repair - Rev Vehicle	-	-	-	-	-	0.0%	-	0.0%	-	0.0%
503354 Repair - Non Rev Vehicle	-	-	-	-	-	0.0%	-	0.0%	-	0.0%
503363 Haz Mat Disposal	-	-	-	-	-	0.0%	-	0.0%	-	0.0%
Totals	5,892	5,253	1,259	3,000	(2,892)	-49.1%	5,000	66.7%	5,000	0.0%
MOBILE MATERIALS & SUPPLIES										
504011 Fuels & Lubricants - Non Rev Veh	-	-	-	-	-	0.0%	-	0.0%	-	0.0%
504012 Fuels & Lubricants - Rev Veh	-	-	-	-	-	0.0%	-	0.0%	-	0.0%
504021 Tires & Tubes	-	-	-	-	-	0.0%	-	0.0%	-	0.0%
504161 Other Mobile Supplies	-	-	-	-	-	0.0%	-	0.0%	-	0.0%
504191 Rev Vehicle Parts	-	-	-	-	-	0.0%	-	0.0%	-	0.0%
Totals	-	-	-	-	-	0.0%	-	0.0%	-	0.0%

7.a.28

4/30/2008

District Counsel - 1700

SANTA CRUZ METROPOLITAN TRANSIT DISTRICT
FY09 & FY10 DRAFT FINAL OPERATING BUDGET
 District Counsel - 1700

ACCOUNT	ACTUAL FY07	FINAL BUDGET FY08	ACTUAL 02/29/08 FY08	PROJECTED BUDGET FY08	\$ CHANGE ACTUAL FY07 PROJ FY08	% CHANGE ACTUAL FY07 PROJ FY08	BUDGET FY09	% CHANGE PROJ FY08 BUDG FY09	BUDGET FY10	% CHANGE BUDGET FY09-FY10
OTHER MATERIALS & SUPPLIES										
504205 Freight Out	-	-	-	-	-	0.0%	-	0.0%	-	0.0%
504211 Postage & Mailing	-	103	-	-	-	0.0%	-	0.0%	-	0.0%
504214 Promotional Items	-	-	-	-	-	0.0%	-	0.0%	-	0.0%
504215 Printing	65	103	15	103	38	58.5%	-	-100.0%	-	0.0%
504217 Photo Supp/Process	24	31	-	31	7	29.2%	-	-100.0%	-	0.0%
504311 <u>Office Supplies</u>	583	721	240	600	17	2.9%	800	33.3%	800	0.0%
504315 Safety Supplies	-	-	-	-	-	0.0%	-	0.0%	-	0.0%
504317 Cleaning Supplies	-	-	-	-	-	0.0%	-	0.0%	-	0.0%
504409 Repair/Maint Supplies	-	-	-	-	-	0.0%	-	0.0%	-	0.0%
504421 Non-Inventory Parts	-	-	-	-	-	0.0%	-	0.0%	-	0.0%
504511 Small Tools	-	-	-	-	-	0.0%	-	0.0%	-	0.0%
504515 Employee Tool Replacement	-	-	-	-	-	0.0%	-	0.0%	-	0.0%
Totals	672	958	255	734	62	9.2%	800	9.0%	800	0.0%
UTILITIES										
505011 Gas & Electric	-	-	-	-	-	0.0%	-	0.0%	-	0.0%
505021 Water & Garbage	-	-	-	-	-	0.0%	-	0.0%	-	0.0%
505031 Telecommunications	202	601	112	200	(2)	-1.0%	-	-100.0%	-	0.0%
Totals	202	601	112	200	(2)	-1.0%	-	-100.0%	-	0.0%
CASUALTY & LIABILITY										
506011 Insurance - Property	-	-	-	-	-	0.0%	-	0.0%	-	0.0%
506015 Insurance - PL/PD	-	-	-	-	-	0.0%	-	0.0%	-	0.0%
506021 Insurance - Other	-	-	-	-	-	0.0%	-	0.0%	-	0.0%
506123 Settlement Costs	-	-	-	-	-	0.0%	-	0.0%	-	0.0%
506127 Repairs - District Prop	-	-	-	-	-	0.0%	-	0.0%	-	0.0%
Totals	-	-	-	-	-	0.0%	-	0.0%	-	0.0%

7.029

**SANTA CRUZ METROPOLITAN TRANSIT DISTRICT
FY09 & FY10 DRAFT FINAL OPERATING BUDGET**

District Counsel - 1700

ACCOUNT	ACTUAL FY07	FINAL BUDGET FY08	ACTUAL 02/29/08 FY08	PROJECTED BUDGET FY08	\$ CHANGE ACTUAL FY07 PROJ FY08	% CHANGE ACTUAL FY07 PROJ FY08	BUDGET FY09	% CHANGE PROJ FY08 BUDG FY09	BUDGET FY10	% CHANGE BUDGET FY09-FY10
TAXES										
507051 Fuel Tax	-	-	-	-	-	0.0%	-	0.0%	-	0.0%
507201 Licenses & Permits	-	-	-	-	-	0.0%	-	0.0%	-	0.0%
507999 Other Taxes	-	-	-	-	-	0.0%	-	0.0%	-	0.0%
Totals	-	-	-	-	-	0.0%	-	0.0%	-	0.0%
PURCHASED TRANS.										
503406 Contract/Paratransit	-	-	-	-	-	0.0%	-	0.0%	-	0.0%
Totals	-	-	-	-	-	0.0%	-	0.0%	-	0.0%
MISC EXPENSE										
509011 Dues/Subscriptions	6,940	6,335	6,846	9,000	2,060	29.7%	7,500	-16.7%	7,500	0.0%
509085 Advertising - Rev Prod	-	-	-	-	-	0.0%	-	0.0%	-	0.0%
509101 Employee Incentive Program	4,170	-	-	-	(4,170)	-100.0%	-	0.0%	-	0.0%
509121 Employee Training	-	3,500	4,824	7,000	7,000	100.0%	-	-100.0%	-	0.0%
509123 Travel	156	1,500	1,613	2,500	2,344	1502.6%	-	-100.0%	-	0.0%
509125 Local Meeting Expense	-	-	-	-	-	0.0%	-	0.0%	-	0.0%
509127 Board Director Fees	-	-	-	-	-	0.0%	-	0.0%	-	0.0%
509150 Contributions	-	-	-	-	-	0.0%	-	0.0%	-	0.0%
509198 Cash Over/Short	-	-	-	-	-	0.0%	-	0.0%	-	0.0%
Totals	11,266	11,335	13,283	18,500	7,234	64.2%	7,500	-59.5%	7,500	0.0%
LEASES & RENTALS										
512011 Facility Lease	-	-	-	-	-	0.0%	-	0.0%	-	0.0%
512061 Equipment Rental	-	-	-	-	-	0.0%	-	0.0%	-	0.0%
Totals	-	-	-	-	-	0.0%	-	0.0%	-	0.0%
PERSONNEL TOTAL	395,226	458,809	263,876	411,830	16,604	4.2%	435,719	5.8%	445,715	2.3%
NON-PERSONNEL TOTAL	18,032	18,147	14,909	22,434	4,402	24.4%	13,300	-40.7%	13,300	0.0%
DEPARTMENT TOTALS	413,258	476,956	278,785	434,264	21,006	5.1%	449,019	3.4%	459,015	2.2%

7030

4/30/2008

District Counsel - 1700

SANTA CRUZ METROPOLITAN TRANSIT DISTRICT
FY09 & FY10 DRAFT FINAL OPERATING BUDGET
 Risk Management - 1800

ACCOUNT	ACTUAL FY07	FINAL BUDGET FY08	ACTUAL 02/29/08 FY08	PROJECTED BUDGET FY08	\$ CHANGE ACTUAL FY07 PROJ FY08	% CHANGE ACTUAL FY07 PROJ FY08	BUDGET FY09	% CHANGE PROJ FY08 BUDG FY09	BUDGET FY10	% CHANGE BUDGET FY09-FY10
LABOR										
501011 Bus Operator Pay	-	-	-	-	-	0.0%	-	0.0%	-	0.0%
501013 Bus Operator OT	-	-	-	-	-	0.0%	-	0.0%	-	0.0%
501021 Other Salaries	-	-	-	-	-	0.0%	-	0.0%	-	0.0%
501023 Other OT	-	-	-	-	-	0.0%	-	0.0%	-	0.0%
Totals	-	-	-	-	-	0.0%	-	0.0%	-	0.0%
FRINGE BENEFITS										
502011 Medicare/Soc. Sec.	-	-	-	-	-	0.0%	-	0.0%	-	0.0%
502021 Retirement	-	-	-	-	-	0.0%	-	0.0%	-	0.0%
502031 Medical Ins	-	-	-	-	-	0.0%	-	0.0%	-	0.0%
502041 Dental Ins	-	-	-	-	-	0.0%	-	0.0%	-	0.0%
502045 Vision Ins	-	-	-	-	-	0.0%	-	0.0%	-	0.0%
502051 Life Ins/AD&D	-	-	-	-	-	0.0%	-	0.0%	-	0.0%
502060 State Disability Ins (SDI)	-	-	-	-	-	0.0%	-	0.0%	-	0.0%
502061 Long Term Disability Ins	-	-	-	-	-	0.0%	-	0.0%	-	0.0%
502071 State Unemployment Ins (SUI)	-	-	-	-	-	0.0%	-	0.0%	-	0.0%
502081 Worker's Comp Ins	-	-	-	-	-	0.0%	-	0.0%	-	0.0%
502101 Holiday Pay	-	-	-	-	-	0.0%	-	0.0%	-	0.0%
502103 Floating Holiday	-	-	-	-	-	0.0%	-	0.0%	-	0.0%
502109 Sick Leave	-	-	-	-	-	0.0%	-	0.0%	-	0.0%
502111 Annual Leave	-	-	-	-	-	0.0%	-	0.0%	-	0.0%
502121 Other Paid Absence	-	-	-	-	-	0.0%	-	0.0%	-	0.0%
502251 Phys. Exams	-	-	-	-	-	0.0%	-	0.0%	-	0.0%
502253 Driver Lic Renewal	-	-	-	-	-	0.0%	-	0.0%	-	0.0%
502999 Other Fringe Benefits	-	-	-	-	-	0.0%	-	0.0%	-	0.0%
Totals	-	-	-	-	-	0.0%	-	0.0%	-	0.0%

7.931

4/30/2008

Risk Mgmt - 1800

SANTA CRUZ METROPOLITAN TRANSIT DISTRICT
FY09 & FY10 DRAFT FINAL OPERATING BUDGET
 Risk Management - 1800

ACCOUNT	ACTUAL FY07	FINAL BUDGET FY08	ACTUAL 02/29/08 FY08	PROJECTED BUDGET FY08	\$ CHANGE ACTUAL FY07 PROJ FY08	% CHANGE ACTUAL FY07 PROJ FY08	BUDGET FY09	% CHANGE PROJ FY08 BUDG FY09	BUDGET FY10	% CHANGE BUDGET FY09-FY10
SERVICES										
503011 Accting/Audit Fees	-	-	-	-	-	0.0%	-	0.0%	-	0.0%
503012 Admin/Bank Fees	-	-	-	-	-	0.0%	-	0.0%	-	0.0%
503031 <u>Prof/Technical Fees</u>	31,494	49,955	561	49,955	18,461	58.6%	50,000	0.1%	50,000	0.0%
503032 Legislative Services	-	-	-	-	-	0.0%	-	0.0%	-	0.0%
503033 Legal Services	-	47,027	-	47,027	47,027	100.0%	50,000	6.3%	50,000	0.0%
503034 <u>Pre-Employment Exams</u>	-	-	-	-	-	0.0%	-	0.0%	-	0.0%
503041 Temp Help	-	-	-	-	-	0.0%	-	0.0%	-	0.0%
503161 Custodial Services	-	-	-	-	-	0.0%	-	0.0%	-	0.0%
503162 Uniforms/Laundry	-	-	-	-	-	0.0%	-	0.0%	-	0.0%
503171 Security Services	-	-	-	-	-	0.0%	-	0.0%	-	0.0%
503221 Classified/Legal Ads	-	-	-	-	-	0.0%	-	0.0%	-	0.0%
503222 Legal Ads	-	-	-	-	-	0.0%	-	0.0%	-	0.0%
503225 Graphic Services	-	-	-	-	-	0.0%	-	0.0%	-	0.0%
503351 Repair - Bldg & Impr	-	-	-	-	-	0.0%	-	0.0%	-	0.0%
503352 Repair - Equipment	-	-	-	-	-	0.0%	-	0.0%	-	0.0%
503353 Repair - Rev Vehicle	-	-	-	-	-	0.0%	-	0.0%	-	0.0%
503354 Repair - Non Rev Vehicle	-	-	-	-	-	0.0%	-	0.0%	-	0.0%
503363 Haz Mat Disposal	-	-	-	-	-	0.0%	-	0.0%	-	0.0%
Totals	31,494	96,982	561	96,982	65,488	207.9%	100,000	3.1%	100,000	0.0%
MOBILE MATERIALS & SUPPLIES										
504011 Fuels & Lubricants - Non Rev Veh	-	-	-	-	-	0.0%	-	0.0%	-	0.0%
504012 Fuels & Lubricants - Rev Veh	-	-	-	-	-	0.0%	-	0.0%	-	0.0%
504021 Tires & Tubes	-	-	-	-	-	0.0%	-	0.0%	-	0.0%
504161 Other Mobile Supplies	-	-	-	-	-	0.0%	-	0.0%	-	0.0%
504191 Rev Vehicle Parts	-	-	-	-	-	0.0%	-	0.0%	-	0.0%
Totals	-	-	-	-	-	0.0%	-	0.0%	-	0.0%

7.932

SANTA CRUZ METROPOLITAN TRANSIT DISTRICT
FY09 & FY10 DRAFT FINAL OPERATING BUDGET
 Risk Management - 1800

ACCOUNT	ACTUAL FY07	FINAL BUDGET FY08	ACTUAL 02/29/08 FY08	PROJECTED BUDGET FY08	\$ CHANGE ACTUAL FY07 PROJ FY08	% CHANGE ACTUAL FY07 PROJ FY08	BUDGET FY09	% CHANGE PROJ FY08 BUDG FY09	BUDGET FY10	% CHANGE BUDGET FY09-FY10
OTHER MATERIALS & SUPPLIES										
504205 Freight Out	-	-	-	-	-	0.0%	-	0.0%	-	0.0%
504211 Postage & Mailing	-	206	-	200	200	100.0%	-	-100.0%	-	0.0%
504214 Promotional Items	-	-	-	-	-	0.0%	-	0.0%	-	0.0%
504215 Printing	13	206	3	200	187	1438.5%	-	-100.0%	-	0.0%
504217 Photo Supp/Process	38	206	20	200	162	426.3%	-	-100.0%	-	0.0%
504311 Office Supplies	88	206	-	200	112	127.3%	-	-100.0%	-	0.0%
504315 Safety Supplies	-	-	-	-	-	0.0%	-	0.0%	-	0.0%
504317 Cleaning Supplies	-	-	-	-	-	0.0%	-	0.0%	-	0.0%
504409 Repair/Maint Supplies	-	-	-	-	-	0.0%	-	0.0%	-	0.0%
504421 Non-Inventory Parts	-	-	-	-	-	0.0%	-	0.0%	-	0.0%
504511 Small Tools	-	-	-	-	-	0.0%	-	0.0%	-	0.0%
504515 Employee Tool Replacement	-	-	-	-	-	0.0%	-	0.0%	-	0.0%
Totals	139	824	23	800	661	475.5%	-	-100.0%	-	0.0%
UTILITIES										
505011 Gas & Electric	-	-	-	-	-	0.0%	-	0.0%	-	0.0%
505021 Water & Garbage	-	-	-	-	-	0.0%	-	0.0%	-	0.0%
505031 Telecommunications	-	-	-	-	-	0.0%	-	0.0%	-	0.0%
Totals	-	-	-	-	-	0.0%	-	0.0%	-	0.0%
CASUALTY & LIABILITY										
506011 Insurance - Property	-	-	-	-	-	0.0%	-	0.0%	-	0.0%
506015 Insurance - PL/PD	-	-	-	-	-	0.0%	-	0.0%	-	0.0%
506021 Insurance - Other	-	-	-	-	-	0.0%	-	0.0%	-	0.0%
506123 Settlement Costs	21,239	150,000	41,005	150,000	128,761	606.2%	150,000	0.0%	150,000	0.0%
506127 Repairs - District Prop	-	-	-	-	-	0.0%	-	0.0%	-	0.0%
Totals	21,239	150,000	41,005	150,000	128,761	606.2%	150,000	0.0%	150,000	0.0%

7.033

4/30/2008

Risk Mgmt - 1800

SANTA CRUZ METROPOLITAN TRANSIT DISTRICT
FY09 & FY10 DRAFT FINAL OPERATING BUDGET
 Risk Management - 1800

ACCOUNT	ACTUAL FY07	FINAL BUDGET FY08	ACTUAL 02/29/08 FY08	PROJECTED BUDGET FY08	\$ CHANGE ACTUAL FY07 PROJ FY08	% CHANGE ACTUAL FY07 PROJ FY08	BUDGET FY09	% CHANGE PROJ FY08 BUDG FY09	BUDGET FY10	% CHANGE BUDGET FY09-FY10
TAXES										
507051 Fuel Tax	-	-	-	-	-	0.0%	-	0.0%	-	0.0%
507201 Licenses & Permits	-	-	-	-	-	0.0%	-	0.0%	-	0.0%
507999 Other Taxes	-	-	-	-	-	0.0%	-	0.0%	-	0.0%
Totals	-	-	-	-	-	0.0%	-	0.0%	-	0.0%
PURCHASED TRANS.										
503406 Contract/Paratransit	-	-	-	-	-	0.0%	-	0.0%	-	0.0%
Totals	-	-	-	-	-	0.0%	-	0.0%	-	0.0%
MISC EXPENSE										
509011 Dues/Subscriptions	-	50	-	-	-	0.0%	-	0.0%	-	0.0%
509085 Advertising - Rev Prod	-	-	-	-	-	0.0%	-	0.0%	-	0.0%
509101 Employee Incentive Program	-	-	-	-	-	0.0%	-	0.0%	-	0.0%
509121 Employee Training	-	-	-	-	-	0.0%	-	0.0%	-	0.0%
509123 Travel	-	20	-	-	-	0.0%	-	0.0%	-	0.0%
509125 Local Meeting Expense	-	-	-	-	-	0.0%	-	0.0%	-	0.0%
509127 Board Director Fees	-	-	-	-	-	0.0%	-	0.0%	-	0.0%
509150 Contributions	-	-	-	-	-	0.0%	-	0.0%	-	0.0%
509198 Cash Over/Short	-	-	-	-	-	0.0%	-	0.0%	-	0.0%
Totals	-	70	-	-	-	0.0%	-	0.0%	-	0.0%
LEASES & RENTALS										
512011 Facility Lease	-	-	-	-	-	0.0%	-	0.0%	-	0.0%
512061 Equipment Rental	-	-	-	-	-	0.0%	-	0.0%	-	0.0%
Totals	-	-	-	-	-	0.0%	-	0.0%	-	0.0%
PERSONNEL TOTAL	-	-	-	-	-	0.0%	-	0.0%	-	0.0%
NON-PERSONNEL TOTAL	52,872	247,876	41,589	247,782	194,910	368.6%	250,000	0.9%	250,000	0.0%
DEPARTMENT TOTALS	52,872	247,876	41,589	247,782	194,910	368.6%	250,000	0.9%	250,000	0.0%

7934

SANTA CRUZ METROPOLITAN TRANSIT DISTRICT
FY09 & FY10 DRAFT FINAL OPERATING BUDGET
 Facilities Maintenance - 2200

ACCOUNT	ACTUAL FY07	FINAL BUDGET FY08	ACTUAL 02/29/08 FY08	PROJECTED BUDGET FY08	\$ CHANGE ACTUAL FY07 PROJ FY08	% CHANGE ACTUAL FY07 PROJ FY08	BUDGET FY09	% CHANGE PROJ FY08 BUDG FY09	BUDGET FY10	% CHANGE BUDGET FY09-FY10
LABOR										
501011 Bus Operator Pay	-	-	-	-	-	0.0%	-	0.0%	-	0.0%
501013 Bus Operator OT	-	-	-	-	-	0.0%	-	0.0%	-	0.0%
501021 <u>Other Salaries</u>	443,693	554,614	287,418	424,614	(19,079)	-4.3%	467,389	10.1%	480,662	2.8%
501023 Other OT	24,324	19,760	18,026	27,039	2,715	11.2%	27,799	2.8%	28,588	2.8%
Totals	468,017	574,374	305,444	451,653	(16,364)	-3.5%	495,187	9.6%	509,251	2.8%
FRINGE BENEFITS										
502011 Medicare/Soc. Sec.	6,745	7,066	4,559	7,066	321	4.8%	6,999	-0.9%	7,214	3.1%
502021 Retirement	66,366	84,929	47,545	75,200	8,834	13.3%	81,841	8.8%	79,885	-2.4%
502031 Medical Ins	123,051	162,634	93,007	165,613	42,562	34.6%	182,174	10.0%	202,300	11.0%
502041 Dental Ins	16,110	18,600	11,396	19,371	3,261	20.2%	19,371	0.0%	19,856	2.5%
502045 Vision Ins	4,018	4,200	2,605	4,146	128	3.2%	4,354	5.0%	4,354	0.0%
502051 Life Ins/AD&D	1,579	1,576	829	1,521	(58)	-3.7%	1,521	0.0%	1,521	0.0%
502060 State Disability Ins (SDI)	6,109	14,562	3,470	6,755	646	10.6%	7,020	3.9%	7,286	3.8%
502061 Long Term Disability Ins	6,365	6,666	4,389	6,666	301	4.7%	5,467	-18.0%	5,631	3.0%
502071 State Unemployment Ins (SUI)	2,115	3,817	2,218	2,093	(22)	-1.0%	2,093	0.0%	2,093	0.0%
502081 Worker's Comp Ins	26,935	35,416	12,198	18,297	(8,638)	-32.1%	43,811	139.4%	45,261	3.3%
502101 Holiday Pay	6,388	7,000	6,197	7,000	612	9.6%	6,888	-1.6%	7,085	2.9%
502103 Floating Holiday	811	-	383	600	(211)	-26.0%	-	-100.0%	-	0.0%
502109 Sick Leave	18,947	27,900	17,931	27,900	8,953	47.3%	28,684	2.8%	29,499	2.8%
502111 Annual Leave	71,247	70,900	57,187	85,781	14,534	20.4%	88,191	2.8%	90,696	2.8%
502121 Other Paid Absence	17,704	8,000	7,961	11,942	(5,762)	-32.5%	12,278	2.8%	12,626	2.8%
502251 Phys. Exams	-	-	-	-	-	0.0%	-	0.0%	-	0.0%
502253 Driver Lic Renewal	-	-	-	-	-	0.0%	-	0.0%	-	0.0%
502999 Other Fringe Benefits	464	662	332	500	36	7.8%	396	-20.8%	408	3.0%
Totals	374,954	453,928	272,208	440,451	65,497	17.5%	491,088	11.5%	515,715	5.0%

7.935

4/30/2008

Fac Maint- 2200

SANTA CRUZ METROPOLITAN TRANSIT DISTRICT
FY09 & FY10 DRAFT FINAL OPERATING BUDGET
 Facilities Maintenance - 2200

ACCOUNT	ACTUAL FY07	FINAL BUDGET FY08	ACTUAL 02/29/08 FY08	PROJECTED BUDGET FY08	\$ CHANGE ACTUAL FY07 PROJ FY08	% CHANGE ACTUAL FY07 PROJ FY08	BUDGET FY09	% CHANGE PROJ FY08 BUDG FY09	BUDGET FY10	% CHANGE BUDGET FY09-FY10
SERVICES										
503011 Acting/Audit Fees	-	-	-	-	-	0.0%	-	0.0%	-	0.0%
503012 Admin/Bank Fees	-	-	-	-	-	0.0%	-	0.0%	-	0.0%
503031 <u>Prof/Technical Fees</u>	14,033	16,480	9,217	16,480	2,447	17.4%	17,250	4.7%	17,800	3.2%
503032 Legislative Services	-	-	-	-	-	0.0%	-	0.0%	-	0.0%
503033 Legal Services	-	-	-	-	-	0.0%	-	0.0%	-	0.0%
503034 Pre-Employment Exams	-	-	-	-	-	0.0%	-	0.0%	-	0.0%
503041 Temp Help	-	-	-	-	-	0.0%	-	0.0%	-	0.0%
503161 <u>Custodial Services</u>	65,150	73,439	45,654	63,000	(2,150)	-3.3%	67,700	7.5%	70,000	3.4%
503162 <u>Uniforms/Laundry</u>	6,534	9,270	4,303	7,000	466	7.1%	5,500	-21.4%	5,700	3.6%
503171 <u>Security Services</u>	5,704	8,240	4,676	8,240	2,536	44.5%	9,000	9.2%	9,200	2.2%
503221 Classified/Legal Ads	-	-	-	-	-	0.0%	-	0.0%	-	0.0%
503222 Legal Ads	-	-	-	-	-	0.0%	-	0.0%	-	0.0%
503225 Graphic Services	-	-	-	-	-	0.0%	-	0.0%	-	0.0%
503351 <u>Repair - Bldg & Impr</u>	52,672	42,500	61,390	80,000	27,328	51.9%	90,000	12.5%	91,500	1.7%
503352 <u>Repair - Equipment</u>	15,095	140,450	15,760	65,000	49,905	330.6%	203,700	213.4%	209,800	3.0%
503353 Repair - Rev Vehicle	-	-	-	-	-	0.0%	-	0.0%	-	0.0%
503354 Repair - Non Rev Vehicle	-	-	-	-	-	0.0%	-	0.0%	-	0.0%
503363 <u>Haz Mat Disposal</u>	34,825	24,500	21,759	29,000	(5,825)	-16.7%	30,200	4.1%	31,000	2.6%
Totals	194,013	314,879	162,759	268,720	74,707	38.5%	423,350	57.5%	435,000	2.8%
MOBILE MATERIALS & SUPPLIES										
504011 Fuels & Lubricants - Non Rev Veh	-	-	-	-	-	0.0%	-	0.0%	-	0.0%
504012 Fuels & Lubricants - Rev Veh	-	-	-	-	-	0.0%	-	0.0%	-	0.0%
504021 Tires & Tubes	-	-	-	-	-	0.0%	-	0.0%	-	0.0%
504161 Other Mobile Supplies	-	-	-	-	-	0.0%	-	0.0%	-	0.0%
504191 Rev Vehicle Parts	-	-	-	-	-	0.0%	-	0.0%	-	0.0%
Totals	-	-	-	-	-	0.0%	-	0.0%	-	0.0%

7.936

4/30/2008

Fac Maint- 2200

SANTA CRUZ METROPOLITAN TRANSIT DISTRICT
FY09 & FY10 DRAFT FINAL OPERATING BUDGET
Facilities Maintenance - 2200

ACCOUNT	ACTUAL FY07	FINAL BUDGET FY08	ACTUAL 02/29/08 FY08	PROJECTED BUDGET FY08	\$ CHANGE ACTUAL FY07 PROJ FY08	% CHANGE ACTUAL FY07 PROJ FY08	BUDGET FY09	% CHANGE PROJ FY08 BUDG FY09	BUDGET FY10	% CHANGE BUDGET FY09-FY10
OTHER MATERIALS & SUPPLIES										
504205 Freight Out	-	-	-	-	-	0.0%	-	0.0%	-	0.0%
504211 Postage & Mailing	-	-	-	-	-	0.0%	-	0.0%	-	0.0%
504214 Promotional Items	-	-	-	-	-	0.0%	-	0.0%	-	0.0%
504215 Printing	-	309	127	200	200	100.0%	500	150.0%	550	10.0%
504217 Photo Supp/Process	-	52	-	-	-	0.0%	-	0.0%	-	0.0%
504311 Office Supplies	2,010	1,545	3,966	4,500	2,490	123.9%	6,000	33.3%	6,300	5.0%
504315 Safety Supplies	7,139	5,500	3,914	6,000	(1,139)	-16.0%	6,100	1.7%	6,200	1.6%
504317 Cleaning Supplies	22,669	25,750	21,297	27,000	4,331	19.1%	29,000	7.4%	30,000	3.4%
504409 Repair/Maint Supplies	62,236	45,000	41,185	60,000	(2,236)	-3.6%	46,000	-23.3%	48,000	4.3%
504421 Non-Inventory Parts	1,370	1,544	2,470	3,000	1,630	119.0%	5,000	66.7%	5,300	6.0%
504511 Small Tools	968	3,090	1,757	2,500	1,532	158.3%	3,500	40.0%	3,600	2.9%
504515 Employee Tool Replacement	-	-	-	-	-	0.0%	-	0.0%	-	0.0%
Totals	96,392	82,790	74,716	103,200	6,808	7.1%	96,100	-6.9%	99,950	4.0%
UTILITIES										
505011 Gas & Electric	39,285	45,000	29,139	45,000	5,715	14.5%	221,011	391.1%	229,212	3.7%
505021 Water & Garbage	41,523	47,500	33,315	49,973	8,450	20.4%	123,755	147.6%	128,171	3.6%
505031 Telecommunications	911	1,092	2,379	3,794	2,883	316.5%	50,806	1239.1%	53,957	6.2%
Totals	81,719	93,592	64,833	98,767	17,048	20.9%	395,572	300.5%	411,340	4.0%
CASUALTY & LIABILITY										
506011 Insurance - Property	-	-	-	-	-	0.0%	-	0.0%	-	0.0%
506015 Insurance - PL/PD	-	-	-	-	-	0.0%	-	0.0%	-	0.0%
506021 Insurance - Other	-	-	-	-	-	0.0%	-	0.0%	-	0.0%
506123 Settlement Costs	-	-	-	-	-	0.0%	-	0.0%	-	0.0%
506127 Repairs - District Prop	-	-	185	370	370	100.0%	-	-100.0%	-	0.0%
Totals	-	-	185	370	370	100.0%	-	-100.0%	-	0.0%

7.937

4/30/2008

Fac Maint- 2200

SANTA CRUZ METROPOLITAN TRANSIT DISTRICT
FY09 & FY10 DRAFT FINAL OPERATING BUDGET
 Facilities Maintenance - 2200

ACCOUNT	ACTUAL FY07	FINAL BUDGET FY08	ACTUAL 02/29/08 FY08	PROJECTED BUDGET FY08	\$ CHANGE ACTUAL FY07 PROJ FY08	% CHANGE ACTUAL FY07 PROJ FY08	BUDGET FY09	% CHANGE PROJ FY08 BUDG FY09	BUDGET FY10	% CHANGE BUDGET FY09-FY10
TAXES										
507051 Fuel Tax	-	-	-	-	-	0.0%	-	0.0%	-	0.0%
507201 Licenses & Permits	13,945	9,373	10,516	12,000	(1,945)	-13.9%	12,500	4.2%	13,000	4.0%
507999 Other Taxes	16,334	24,700	13,314	24,700	8,366	51.2%	25,000	1.2%	25,750	3.0%
Totals	30,279	34,073	23,830	36,700	6,421	21.2%	37,500	2.2%	38,750	3.3%
PURCHASED TRANS.										
503406 Contract/Paratransit	-	-	-	-	-	0.0%	-	0.0%	-	0.0%
Totals	-	-	-	-	-	0.0%	-	0.0%	-	0.0%
MISC EXPENSE										
509011 Dues/Subscriptions	-	-	-	-	-	0.0%	-	0.0%	-	0.0%
509085 Advertising - Rev Prod	-	-	-	-	-	0.0%	-	0.0%	-	0.0%
509101 Employee Incentive Program	-	-	-	-	-	0.0%	-	0.0%	-	0.0%
509121 Employee Training	-	-	-	-	-	0.0%	-	0.0%	-	0.0%
509123 Travel	-	50	-	-	-	0.0%	-	0.0%	-	0.0%
509125 Local Meeting Expense	-	-	-	-	-	0.0%	-	0.0%	-	0.0%
509127 Board Director Fees	-	-	-	-	-	0.0%	-	0.0%	-	0.0%
509150 Contributions	-	-	-	-	-	0.0%	-	0.0%	-	0.0%
509198 Cash Over/Short	-	-	-	-	-	0.0%	-	0.0%	-	0.0%
Totals	-	50	-	-	-	0.0%	-	0.0%	-	0.0%
LEASES & RENTALS										
512011 Facility Lease	-	-	-	-	-	0.0%	591,817	100.0%	340,742	-42.4%
512061 Equipment Rental	9,506	9,000	6,280	9,000	(506)	-5.3%	10,400	15.6%	10,600	1.9%
Totals	9,506	9,000	6,280	9,000	(506)	-5.3%	602,217	6591.3%	351,342	-41.7%
PERSONNEL TOTAL	842,971	1,028,302	577,652	892,104	49,133	5.8%	986,275	10.6%	1,024,965	3.9%
NON-PERSONNEL TOTAL	411,909	534,384	332,603	516,757	104,848	25.5%	1,554,739	200.9%	1,336,382	-14.0%
DEPARTMENT TOTALS	1,254,880	1,562,686	910,255	1,408,861	153,981	12.3%	2,541,014	80.4%	2,361,347	-7.1%

7.938

4/30/2008

Fac Maint- 2200

SANTA CRUZ METROPOLITAN TRANSIT DISTRICT
FY09 & FY10 DRAFT FINAL OPERATING BUDGET
 Paratransit - 3100

ACCOUNT	ACTUAL FY07	FINAL BUDGET FY08	ACTUAL 02/29/08 FY08	PROJECTED BUDGET FY08	\$ CHANGE ACTUAL FY07 PROJ FY08	% CHANGE ACTUAL FY07 PROJ FY08	BUDGET FY09	% CHANGE PROJ FY08 BUDG FY09	BUDGET FY10	% CHANGE BUDGET FY09-FY10
LABOR										
501011 Bus Operator Pay	1,071,120	1,232,967	711,536	1,016,991	(54,129)	-5.1%	1,244,862	22.4%	1,309,470	5.2%
501013 Bus Operator OT	139,563	125,000	93,088	132,296	(7,267)	-5.2%	139,255	5.3%	146,482	5.2%
501021 Other Salaries	245,440	253,398	168,212	253,398	7,958	3.2%	266,727	5.3%	280,570	5.2%
501023 Other OT	514	728	187	728	214	41.6%	766	5.3%	806	5.2%
Totals	1,456,637	1,612,093	973,023	1,403,413	(53,224)	-3.7%	1,651,609	17.7%	1,737,328	5.2%
FRINGE BENEFITS										
502011 Medicare/Soc. Sec.	23,941	26,750	16,331	24,497	556	2.3%	25,141	2.6%	26,380	4.9%
502021 Retirement	180,220	221,406	131,912	197,868	17,648	9.8%	249,413	26.1%	247,790	-0.7%
502031 Medical Ins	497,565	602,346	364,887	621,599	124,034	24.9%	683,759	10.0%	759,299	11.0%
502041 Dental Ins	52,524	64,600	35,542	58,777	6,253	11.9%	58,777	0.0%	60,246	2.5%
502045 Vision Ins	15,858	17,000	10,605	16,905	1,047	6.6%	17,750	5.0%	17,750	0.0%
502051 Life Ins/AD&D	6,461	6,791	3,525	6,387	(74)	-1.1%	6,387	0.0%	6,387	0.0%
502060 State Disability Ins (SDI)	13,841	62,411	7,442	27,539	13,698	99.0%	28,618	3.9%	29,705	3.8%
502061 Long Term Disability Ins	18,876	17,366	12,745	19,116	240	1.3%	17,950	-6.1%	18,489	3.0%
502071 State Unemployment Ins (SUI)	8,669	16,356	7,789	8,533	(136)	-1.6%	8,533	0.0%	8,533	0.0%
502081 Worker's Comp Ins	75,103	100,000	88,641	132,962	57,859	77.0%	178,616	34.3%	184,527	3.3%
502101 Holiday Pay	32,046	49,800	27,512	49,800	17,754	55.4%	53,280	7.0%	55,908	4.9%
502103 Floating Holiday	7,525	7,000	7,499	11,500	3,975	52.8%	6,126	-46.7%	6,280	2.5%
502109 Sick Leave	65,265	86,100	38,288	86,100	20,835	31.9%	90,629	5.3%	95,332	5.2%
502111 Annual Leave	130,740	99,400	118,964	141,234	10,494	8.0%	148,663	5.3%	156,379	5.2%
502121 Other Paid Absence	13,835	25,000	5,328	8,640	(5,195)	-37.5%	9,094	5.3%	9,566	5.2%
502251 Phys. Exams	858	3,000	357	2,832	1,974	230.1%	3,000	5.9%	3,000	0.0%
502253 Driver Lic Renewal	484	720	-	720	236	48.8%	1,000	38.9%	1,000	0.0%
502999 Other Fringe Benefits	3,610	3,418	3,907	6,060	2,450	67.9%	4,760	-21.5%	4,903	3.0%
Totals	1,147,421	1,409,464	881,274	1,421,068	273,647	23.8%	1,591,497	12.0%	1,691,473	6.3%

7.939

4/30/2008

Paratransit - 3100

SANTA CRUZ METROPOLITAN TRANSIT DISTRICT
FY09 & FY10 DRAFT FINAL OPERATING BUDGET
 Paratransit - 3100

ACCOUNT	ACTUAL FY07	FINAL BUDGET FY08	ACTUAL 02/29/08 FY08	PROJECTED BUDGET FY08	\$ CHANGE ACTUAL FY07 PROJ FY08	% CHANGE ACTUAL FY07 PROJ FY08	BUDGET FY09	% CHANGE PROJ FY08 BUDG FY09	BUDGET FY10	% CHANGE BUDGET FY09-FY10
SERVICES										
503011 Accting/Audit Fees	-	-	-	-	-	0.0%	-	0.0%	-	0.0%
503012 Admin/Bank Fees	-	-	-	-	-	0.0%	-	0.0%	-	0.0%
503031 <u>Prof/Technical Fees</u>	765	34,505	1,599	34,505	33,740	4410.5%	7,000	-79.7%	8,000	14.3%
503032 Legislative Services	-	-	-	-	-	0.0%	-	0.0%	-	0.0%
503033 Legal Services	-	-	-	-	-	0.0%	-	0.0%	-	0.0%
503034 Pre-Employment Exams	-	-	-	-	-	0.0%	-	0.0%	-	0.0%
503041 Temp Help	-	-	-	-	-	0.0%	-	0.0%	-	0.0%
503161 Custodial Services	-	-	-	-	-	0.0%	-	0.0%	-	0.0%
503162 <u>Uniforms/Laundry</u>	1,742	1,545	869	1,545	(197)	-11.3%	3,500	126.5%	3,600	2.9%
503171 Security Services	-	-	-	-	-	0.0%	-	0.0%	-	0.0%
503221 Classified/Legal Ads	-	-	-	-	-	0.0%	-	0.0%	-	0.0%
503222 Legal Ads	-	-	-	-	-	0.0%	-	0.0%	-	0.0%
503225 Graphic Services	-	-	-	-	-	0.0%	-	0.0%	-	0.0%
503351 Repair - Bldg & Impr	-	-	-	-	-	0.0%	-	0.0%	-	0.0%
503352 <u>Repair - Equipment</u>	3,787	3,090	1,555	3,090	(697)	-18.4%	7,500	142.7%	8,000	6.7%
503353 <u>Repair - Rev Vehicle</u>	(43,927)	78,442	55,995	83,993	127,920	-291.2%	100,000	19.1%	150,000	50.0%
503354 Repair - Non Rev Vehicle	-	-	-	-	-	0.0%	-	0.0%	-	0.0%
503363 Haz Mat Disposal	-	-	-	-	-	0.0%	-	0.0%	-	0.0%
Totals	(37,633)	117,582	60,018	123,133	160,766	-427.2%	118,000	-4.2%	169,600	43.7%
MOBILE MATERIALS & SUPPLIES										
504011 <u>Fuels & Lubricants - Non Rev Veh</u>	30	715	-	100	70	233.3%	1,000	900.0%	1,100	10.0%
504012 <u>Fuels & Lubricants - Rev Veh</u>	143,020	162,608	94,974	162,608	19,588	13.7%	190,000	16.8%	196,000	3.2%
504021 <u>Tires & Tubes</u>	17,490	10,400	12,028	19,616	2,126	12.2%	25,000	27.4%	26,000	4.0%
504161 Other Mobile Supplies	-	-	-	-	-	0.0%	-	0.0%	-	0.0%
504191 <u>Rev Vehicle Parts</u>	42,118	41,600	28,410	47,262	5,144	12.2%	75,000	58.7%	77,000	2.7%
Totals	202,658	215,323	135,412	229,586	26,928	13.3%	291,000	26.7%	300,100	3.1%

7.640

SANTA CRUZ METROPOLITAN TRANSIT DISTRICT
FY09 & FY10 DRAFT FINAL OPERATING BUDGET
 Paratransit - 3100

ACCOUNT	ACTUAL FY07	FINAL BUDGET FY08	ACTUAL 02/29/08 FY08	PROJECTED BUDGET FY08	\$ CHANGE ACTUAL FY07 PROJ FY08	% CHANGE ACTUAL FY07 PROJ FY08	BUDGET FY09	% CHANGE PROJ FY08 BUDG FY09	BUDGET FY10	% CHANGE BUDGET FY09-FY10
OTHER MATERIALS & SUPPLIES										
504205 Freight Out	-	824	-	-	-	0.0%	-	0.0%	-	0.0%
504211 Postage & Mailing	4,765	4,120	2,030	4,120	(645)	-13.5%	5,125	24.4%	5,500	7.3%
504214 Promotional Items	-	-	-	-	-	0.0%	-	0.0%	-	0.0%
504215 Printing	3,479	7,210	1,329	7,210	3,731	107.2%	6,500	-9.8%	7,000	7.7%
504217 Photo Supp/Process	476	1,030	244	500	24	5.0%	1,500	200.0%	1,600	6.7%
504311 Office Supplies	6,326	12,360	4,530	7,000	674	10.7%	11,500	64.3%	12,500	8.7%
504315 Safety Supplies	771	1,030	430	1,030	259	33.6%	1,200	16.5%	1,300	8.3%
504317 Cleaning Supplies	-	876	66	132	132	100.0%	1,000	657.6%	1,100	10.0%
504409 Repair/Maint Supplies	78	-	-	-	(78)	-100.0%	-	0.0%	-	0.0%
504421 Non-Inventory Parts	-	515	300	600	600	100.0%	1,000	66.7%	1,100	10.0%
504511 Small Tools	804	2,574	201	2,574	1,770	220.1%	1,500	-41.7%	1,700	13.3%
504515 Employee Tool Replacement	850	1,030	-	1,030	180	21.2%	1,000	-2.9%	1,000	0.0%
Totals	17,549	31,569	9,130	24,196	6,647	37.9%	30,325	25.3%	32,800	8.2%
UTILITIES										
505011 Gas & Electric	12,557	13,728	8,544	13,728	1,171	9.3%	-	-100.0%	-	0.0%
505021 Water & Garbage	4,188	4,160	2,932	4,400	212	5.1%	-	-100.0%	-	0.0%
505031 Telecommunications	29,991	36,036	16,108	32,000	2,009	6.7%	37,000	15.6%	38,200	3.2%
Totals	46,736	53,924	27,584	50,128	3,392	7.3%	37,000	-26.2%	38,200	3.2%
CASUALTY & LIABILITY										
506011 Insurance - Property	-	-	-	-	-	0.0%	-	0.0%	-	0.0%
506015 Insurance - PL/PD	-	-	-	-	-	0.0%	-	0.0%	-	0.0%
506021 Insurance - Other	-	-	-	-	-	0.0%	-	0.0%	-	0.0%
506123 Settlement Costs	-	-	-	-	-	0.0%	-	0.0%	-	0.0%
506127 Repairs - District Prop	-	-	-	-	-	0.0%	-	0.0%	-	0.0%
Totals	-	-	-	-	-	0.0%	-	0.0%	-	0.0%

176.L

4/30/2008

Paratransit - 3100

**SANTA CRUZ METROPOLITAN TRANSIT DISTRICT
FY09 & FY10 DRAFT FINAL OPERATING BUDGET**

Paratransit - 3100

ACCOUNT	ACTUAL FY07	FINAL BUDGET FY08	ACTUAL 02/29/08 FY08	PROJECTED BUDGET FY08	\$ CHANGE ACTUAL FY07 PROJ FY08	% CHANGE ACTUAL FY07 PROJ FY08	BUDGET FY09	% CHANGE PROJ FY08 BUDG FY09	BUDGET FY10	% CHANGE BUDGET FY09-FY10
TAXES										
507051 Fuel Tax	-	-	-	-	-	0.0%	-	0.0%	-	0.0%
507201 Licenses & Permits	-	644	-	-	-	0.0%	750	100.0%	800	6.7%
507999 Other Taxes	-	-	-	-	-	0.0%	-	0.0%	-	0.0%
Totals	-	644	-	-	-	0.0%	750	100.0%	800	6.7%
PURCHASED TRANS.										
503406 Contract/Paratransit	200,482	200,000	188,500	392,740	192,258	95.9%	250,000	-36.3%	257,500	3.0%
Totals	200,482	200,000	188,500	392,740	192,258	95.9%	250,000	-36.3%	257,500	3.0%
MISC EXPENSE										
509011 Dues/Subscriptions	-	295	-	-	-	0.0%	-	0.0%	-	0.0%
509085 Advertising - Rev Prod	-	-	-	-	-	0.0%	-	0.0%	-	0.0%
509101 Employee Incentive Program	-	-	-	-	-	0.0%	-	0.0%	-	0.0%
509121 Employee Training	-	-	-	-	-	0.0%	-	0.0%	-	0.0%
509123 Travel	-	50	-	-	-	0.0%	-	0.0%	-	0.0%
509125 Local Meeting Expense	-	-	-	-	-	0.0%	-	0.0%	-	0.0%
509127 Board Director Fees	-	-	-	-	-	0.0%	-	0.0%	-	0.0%
509150 Contributions	150	150	-	150	-	0.0%	150	0.0%	150	0.0%
509198 Cash Over/Short	-	-	-	-	-	0.0%	-	0.0%	-	0.0%
Totals	150	495	-	150	-	0.0%	150	0.0%	150	0.0%
LEASES & RENTALS										
512011 Facility Lease	135,355	148,393	92,911	148,393	13,038	9.6%	-	-100.0%	-	0.0%
512061 Equipment Rental	498	636	373	636	138	27.7%	700	10.1%	800	14.3%
Totals	135,853	149,029	93,284	149,029	13,176	9.7%	700	-99.5%	800	14.3%
PERSONNEL TOTAL	2,604,058	3,021,557	1,854,297	2,824,481	220,423	8.5%	3,243,106	14.8%	3,428,801	5.7%
NON-PERSONNEL TOTAL	565,795	768,566	513,928	968,962	403,167	71.3%	727,925	-24.9%	799,950	9.9%
DEPARTMENT TOTALS	<u>3,169,853</u>	<u>3,790,123</u>	<u>2,368,225</u>	<u>3,793,443</u>	<u>623,590</u>	<u>19.7%</u>	<u>3,971,031</u>	<u>4.7%</u>	<u>4,228,751</u>	<u>6.5%</u>

7.242

4/30/2008

Paratransit - 3100

SANTA CRUZ METROPOLITAN TRANSIT DISTRICT
FY09 & FY10 DRAFT FINAL OPERATING BUDGET
 Operations - 3200

ACCOUNT	ACTUAL FY07	FINAL BUDGET FY08	ACTUAL 02/29/08 FY08	PROJECTED BUDGET FY08	\$ CHANGE ACTUAL FY07 PROJ FY08	% CHANGE ACTUAL FY07 PROJ FY08	BUDGET FY09	% CHANGE PROJ FY08 BUDG FY09	BUDGET FY10	% CHANGE BUDGET FY09-FY10
LABOR										
501011 Bus Operator Pay	-	-	-	-	-	0.0%	-	0.0%	-	0.0%
501013 Bus Operator OT	-	-	-	-	-	0.0%	-	0.0%	-	0.0%
501021 <u>Other Salaries</u>	1,050,130	1,187,936	688,622	1,025,000	(25,130)	-2.4%	1,104,347	7.7%	1,134,496	2.7%
501023 Other OT	172,717	140,000	112,435	168,782	(3,935)	-2.3%	174,200	3.2%	178,956	2.7%
Totals	1,222,847	1,327,936	801,057	1,193,782	(29,065)	-2.4%	1,278,547	7.1%	1,313,451	2.7%
FRINGE BENEFITS										
502011 Medicare/Soc. Sec.	13,703	13,520	8,907	13,520	(183)	-1.3%	13,225	-2.2%	13,596	2.8%
502021 Retirement	148,201	182,488	109,630	182,488	34,287	23.1%	185,527	1.7%	180,856	-2.5%
502031 Medical Ins	195,650	243,458	143,065	243,439	47,789	24.4%	267,783	10.0%	297,366	11.0%
502041 Dental Ins	22,839	26,500	15,293	24,867	2,028	8.9%	24,867	0.0%	25,489	2.5%
502045 Vision Ins	6,159	6,400	4,040	6,379	220	3.6%	6,698	5.0%	6,698	0.0%
502051 Life Ins/AD&D	2,629	2,669	1,405	2,526	(103)	-3.9%	2,526	0.0%	2,526	0.0%
502060 State Disability Ins (SDI)	10,859	20,804	5,844	10,392	(467)	-4.3%	10,799	3.9%	11,210	3.8%
502061 Long Term Disability Ins	12,439	13,821	8,892	13,304	865	7.0%	12,546	-5.7%	12,922	3.0%
502071 State Unemployment Ins (SUI)	3,273	5,452	3,041	3,220	(53)	-1.6%	3,220	0.0%	3,220	0.0%
502081 Worker's Comp Ins	65,676	46,954	20,116	30,174	(35,502)	-54.1%	67,403	123.4%	69,633	3.3%
502101 Holiday Pay	16,536	15,100	14,432	15,100	(1,436)	-8.7%	15,614	3.4%	16,040	2.7%
502103 Floating Holiday	15,778	8,100	89	8,100	(7,678)	-48.7%	8,420	4.0%	8,601	2.1%
502109 Sick Leave	19,768	60,400	21,989	60,400	40,632	205.5%	62,339	3.2%	64,041	2.7%
502111 Annual Leave	212,122	155,600	104,977	155,600	(56,522)	-26.6%	160,595	3.2%	164,979	2.7%
502121 Other Paid Absence	5,975	12,000	13,588	12,000	6,025	100.8%	12,367	3.1%	12,705	2.7%
502251 Phys. Exams	526	396	348	564	38	7.2%	581	3.1%	500	-14.0%
502253 Driver Lic Renewal	-	216	171	264	264	100.0%	-	-100.0%	-	0.0%
502999 Other Fringe Benefits	2,357	2,044	2,746	3,800	1,443	61.2%	3,800	0.0%	3,914	3.0%
Totals	754,490	815,921	478,572	786,137	31,647	4.2%	858,310	9.2%	894,295	4.2%

7.443

4/30/2008

Operations - 3200

SANTA CRUZ METROPOLITAN TRANSIT DISTRICT
FY09 & FY10 DRAFT FINAL OPERATING BUDGET
 Operations - 3200

ACCOUNT	ACTUAL FY07	FINAL BUDGET FY08	ACTUAL 02/29/08 FY08	PROJECTED BUDGET FY08	\$ CHANGE ACTUAL FY07 PROJ FY08	% CHANGE ACTUAL FY07 PROJ FY08	BUDGET FY09	% CHANGE PROJ FY08 BUDG FY09	BUDGET FY10	% CHANGE BUDGET FY09-FY10
SERVICES										
503011 Accting/Audit Fees	-	-	-	-	-	0.0%	-	0.0%	-	0.0%
503012 Admin/Bank Fees	-	-	-	-	-	0.0%	-	0.0%	-	0.0%
503031 Prof/Technical Fees	21,083	26,523	16,144	25,000	3,917	18.6%	30,000	20.0%	30,900	3.0%
503032 Legislative Services	-	-	-	-	-	0.0%	-	0.0%	-	0.0%
503033 Legal Services	-	-	-	-	-	0.0%	-	0.0%	-	0.0%
503034 Pre-Employment Exams	-	-	-	-	-	0.0%	-	0.0%	-	0.0%
503041 Temp Help	-	-	7,853	-	-	0.0%	-	0.0%	-	0.0%
503161 Custodial Services	-	-	-	-	-	0.0%	-	0.0%	-	0.0%
503162 Uniforms/Laundry	549	515	134	515	(34)	-6.2%	550	6.8%	565	2.7%
503171 Security Services	383,479	432,600	216,253	350,000	(33,479)	-8.7%	400,000	14.3%	412,000	3.0%
503221 Classified/Legal Ads	-	-	-	-	-	0.0%	-	0.0%	-	0.0%
503222 Legal Ads	-	-	-	-	-	0.0%	-	0.0%	-	0.0%
503225 Graphic Services	-	-	-	-	-	0.0%	-	0.0%	-	0.0%
503351 Repair - Bldg & Impr	-	-	-	-	-	0.0%	-	0.0%	-	0.0%
503352 Repair - Equipment	3,315	2,652	1,695	2,652	(663)	-20.0%	3,000	13.1%	3,200	6.7%
503353 Repair - Rev Vehicle	-	-	-	-	-	0.0%	-	0.0%	-	0.0%
503354 Repair - Non Rev Vehicle	-	-	-	-	-	0.0%	-	0.0%	-	0.0%
503363 Haz Mat Disposal	-	-	-	-	-	0.0%	-	0.0%	-	0.0%
Totals	408,426	462,290	242,079	378,167	(30,259)	-7.4%	433,550	14.6%	446,665	3.0%
MOBILE MATERIALS & SUPPLIES										
504011 Fuels & Lubricants - Non Rev Veh	-	-	-	-	-	0.0%	-	0.0%	-	0.0%
504012 Fuels & Lubricants - Rev Veh	-	-	-	-	-	0.0%	-	0.0%	-	0.0%
504021 Tires & Tubes	-	-	-	-	-	0.0%	-	0.0%	-	0.0%
504161 Other Mobile Supplies	-	-	-	-	-	0.0%	-	0.0%	-	0.0%
504191 Rev Vehicle Parts	-	-	-	-	-	0.0%	-	0.0%	-	0.0%
Totals	-	-	-	-	-	0.0%	-	0.0%	-	0.0%

hhb'l

SANTA CRUZ METROPOLITAN TRANSIT DISTRICT
FY09 & FY10 DRAFT FINAL OPERATING BUDGET
 Operations - 3200

ACCOUNT	ACTUAL FY07	FINAL BUDGET FY08	ACTUAL 02/29/08 FY08	PROJECTED BUDGET FY08	\$ CHANGE ACTUAL FY07 PROJ FY08	% CHANGE ACTUAL FY07 PROJ FY08	BUDGET FY09	% CHANGE PROJ FY08 BUDG FY09	BUDGET FY10	% CHANGE BUDGET FY09-FY10
OTHER MATERIALS & SUPPLIES										
504205 Freight Out	-	-	-	-	-	0.0%	-	0.0%	-	0.0%
504211 Postage & Mailing	135	824	150	250	115	85.2%	875	250.0%	900	2.9%
504214 Promotional Items	-	26	-	-	-	0.0%	-	0.0%	-	0.0%
504215 Printing	15,850	15,450	4,310	15,450	(400)	-2.5%	15,000	-2.9%	15,000	0.0%
504217 Photo Supp/Process	3,475	3,090	1,189	3,090	(385)	-11.1%	3,500	13.3%	3,500	0.0%
504311 Office Supplies	7,757	15,960	6,462	10,000	2,243	28.9%	14,700	47.0%	15,200	3.4%
504315 Safety Supplies	217	721	64	-	(217)	-100.0%	-	0.0%	-	0.0%
504317 Cleaning Supplies	-	103	-	-	-	0.0%	-	0.0%	-	0.0%
504409 Repair/Maint Supplies	-	-	-	-	-	0.0%	-	0.0%	-	0.0%
504421 Non-Inventory Parts	-	-	-	-	-	0.0%	-	0.0%	-	0.0%
504511 Small Tools	-	103	-	-	-	0.0%	-	0.0%	-	0.0%
504515 Employee Tool Replacement	-	-	-	-	-	0.0%	-	0.0%	-	0.0%
Totals	27,434	36,277	12,175	28,790	1,356	4.9%	34,075	18.4%	34,600	1.5%
UTILITIES										
505011 Gas & Electric	22,931	29,484	16,452	26,000	3,069	13.4%	-	-100.0%	-	0.0%
505021 Water & Garbage	22,988	31,668	19,295	29,000	6,012	26.2%	-	-100.0%	-	0.0%
505031 Telecommunications	10,515	12,012	17,031	26,000	15,485	147.3%	32,500	25.0%	33,500	3.1%
Totals	56,434	73,164	52,778	81,000	24,566	43.5%	32,500	-59.9%	33,500	3.1%
CASUALTY & LIABILITY										
506011 Insurance - Property	-	-	-	-	-	0.0%	-	0.0%	-	0.0%
506015 Insurance - PL/PD	-	-	-	-	-	0.0%	-	0.0%	-	0.0%
506021 Insurance - Other	-	-	-	-	-	0.0%	-	0.0%	-	0.0%
506123 Settlement Costs	-	-	-	-	-	0.0%	-	0.0%	-	0.0%
506127 Repairs - District Prop	-	-	-	-	-	0.0%	-	0.0%	-	0.0%
Totals	-	-	-	-	-	0.0%	-	0.0%	-	0.0%

Shoel
4/30/2008

SANTA CRUZ METROPOLITAN TRANSIT DISTRICT
FY09 & FY10 DRAFT FINAL OPERATING BUDGET
 Operations - 3200

ACCOUNT	ACTUAL FY07	FINAL BUDGET FY08	ACTUAL 02/29/08 FY08	PROJECTED BUDGET FY08	\$ CHANGE ACTUAL FY07 PROJ FY08	% CHANGE ACTUAL FY07 PROJ FY08	BUDGET FY09	% CHANGE PROJ FY08 BUDG FY09	BUDGET FY10	% CHANGE BUDGET FY09-FY10
TAXES										
507051 Fuel Tax	-	-	-	-	-	0.0%	-	0.0%	-	0.0%
507201 Licenses & Permits	-	-	-	-	-	0.0%	-	0.0%	-	0.0%
507999 Other Taxes	-	-	-	-	-	0.0%	-	0.0%	-	0.0%
Totals	-	-	-	-	-	0.0%	-	0.0%	-	0.0%
PURCHASED TRANS.										
503406 Contract/Paratransit	-	-	-	-	-	0.0%	-	0.0%	-	0.0%
Totals	-	-	-	-	-	0.0%	-	0.0%	-	0.0%
MISC EXPENSE										
509011 Dues/Subscriptions	-	70	-	-	-	0.0%	-	0.0%	-	0.0%
509085 Advertising - Rev Prod	-	-	-	-	-	0.0%	-	0.0%	-	0.0%
509101 Employee Incentive Program	-	-	-	-	-	0.0%	-	0.0%	-	0.0%
509121 Employee Training	-	-	-	-	-	0.0%	-	0.0%	-	0.0%
509123 Travel	-	50	-	-	-	0.0%	-	0.0%	-	0.0%
509125 Local Meeting Expense	-	-	-	-	-	0.0%	-	0.0%	-	0.0%
509127 Board Director Fees	-	-	-	-	-	0.0%	-	0.0%	-	0.0%
509150 Contributions	-	-	-	-	-	0.0%	-	0.0%	-	0.0%
509198 Cash Over/Short	-	-	-	-	-	0.0%	-	0.0%	-	0.0%
Totals	-	120	-	-	-	0.0%	-	0.0%	-	0.0%
LEASES & RENTALS										
512011 Facility Lease	66,547	64,821	44,325	67,208	661	1.0%	25,841	-61.6%	26,615	3.0%
512061 Equipment Rental	2,718	7,638	2,573	4,500	1,782	65.6%	5,000	11.1%	5,000	0.0%
Totals	69,265	72,459	46,898	71,708	2,443	3.5%	30,841	-57.0%	31,615	2.5%
PERSONNEL TOTAL	1,977,337	2,143,857	1,279,629	1,979,919	2,582	0.1%	2,136,857	7.9%	2,207,746	3.3%
NON-PERSONNEL TOTAL	561,559	644,310	353,930	559,665	(1,894)	-0.3%	530,966	-5.1%	546,380	2.9%
DEPARTMENT TOTALS	2,538,896	2,788,167	1,633,559	2,539,584	688	0.0%	2,667,823	5.0%	2,754,126	3.2%

7.046

4/30/2008

Operations - 3200

SANTA CRUZ METROPOLITAN TRANSIT DISTRICT
FY09 & FY10 DRAFT FINAL OPERATING BUDGET
 Bus Operators - 3300

ACCOUNT	ACTUAL FY07	FINAL BUDGET FY08	ACTUAL 02/29/08 FY08	PROJECTED BUDGET FY08	\$ CHANGE ACTUAL FY07 PROJ FY08	% CHANGE ACTUAL FY07 PROJ FY08	BUDGET FY09	% CHANGE PROJ FY08 BUDG FY09	BUDGET FY10	% CHANGE BUDGET FY09-FY10
LABOR										
501011 Bus Operator Pay	6,189,819	7,018,193	4,184,308	5,982,462	(207,357)	-3.3%	6,752,294	12.9%	6,647,767	-1.5%
501013 Bus Operator OT	1,124,696	1,100,000	808,900	1,213,350	88,654	7.9%	1,233,492	1.7%	1,258,285	2.0%
501021 Other Salaries	-	-	-	-	-	0.0%	-	0.0%	-	0.0%
501023 Other OT	-	-	-	-	-	0.0%	-	0.0%	-	0.0%
Totals	7,314,515	8,118,193	4,993,208	7,195,812	(118,703)	-1.6%	7,985,785	11.0%	7,906,051	-1.0%
FRINGE BENEFITS										
502011 Medicare/Soc. Sec.	98,817	130,000	65,783	98,675	(143)	-0.1%	95,841	-2.9%	95,099	-0.8%
502021 Retirement	865,237	1,063,418	625,933	938,900	73,663	8.5%	1,054,520	12.3%	1,043,385	-1.1%
502031 Medical Ins	1,380,707	1,738,182	1,005,528	1,648,454	267,747	19.4%	1,820,877	10.5%	1,994,195	9.5%
502041 Dental Ins	188,771	176,000	130,994	194,930	6,159	3.3%	195,886	0.5%	197,844	1.0%
502045 Vision Ins	52,075	50,000	34,527	50,715	(1,360)	-2.6%	53,418	5.3%	52,915	-0.9%
502051 Life Ins/AD&D	21,272	19,404	10,258	18,603	(2,669)	-12.5%	18,662	0.3%	18,486	-0.9%
502060 State Disability Ins (SDI)	77,967	176,832	43,299	82,616	4,649	6.0%	86,123	4.2%	88,556	2.8%
502061 Long Term Disability Ins	105,490	103,959	78,403	118,230	12,740	12.1%	117,394	-0.7%	113,907	-3.0%
502071 State Unemployment Ins (SUI)	22,580	46,341	25,000	25,599	3,019	13.4%	25,680	0.3%	25,438	-0.9%
502081 Worker's Comp Ins	556,905	887,121	495,357	743,036	186,131	33.4%	537,987	-27.6%	551,007	2.4%
502101 Holiday Pay	186,888	215,000	150,206	245,912	59,024	31.6%	249,399	1.4%	246,765	-1.1%
502103 Floating Holiday	1,742	-	-	-	(1,742)	-100.0%	-	0.0%	-	0.0%
502109 Sick Leave	322,761	358,000	204,940	359,476	36,715	11.4%	360,416	0.3%	350,005	-2.9%
502111 Annual Leave	748,601	678,000	481,219	730,920	(17,681)	-2.4%	730,998	0.0%	717,369	-1.9%
502121 Other Paid Absence	58,523	60,000	22,795	60,217	1,694	2.9%	60,462	0.4%	59,028	-2.4%
502251 Phys. Exams	3,948	8,000	3,066	8,000	4,052	102.6%	8,000	0.0%	8,000	0.0%
502253 Driver Lic Renewal	1,250	2,480	678	2,480	1,230	98.4%	3,000	21.0%	3,000	0.0%
502999 Other Fringe Benefits	5,795	6,774	4,298	9,732	3,937	67.9%	13,332	37.0%	13,732	3.0%
Totals	4,699,329	5,719,512	3,382,284	5,336,494	637,165	13.6%	5,431,994	1.8%	5,578,732	2.7%

7.947

4/30/2008

Bus Operators - 3300

SANTA CRUZ METROPOLITAN TRANSIT DISTRICT
FY09 & FY10 DRAFT FINAL OPERATING BUDGET
 Bus Operators - 3300

ACCOUNT	ACTUAL FY07	FINAL BUDGET FY08	ACTUAL 02/29/08 FY08	PROJECTED BUDGET FY08	\$ CHANGE ACTUAL FY07 PROJ FY08	% CHANGE ACTUAL FY07 PROJ FY08	BUDGET FY09	% CHANGE PROJ FY08 BUDG FY09	BUDGET FY10	% CHANGE BUDGET FY09-FY10
SERVICES										
503011 Accting/Audit Fees	-	-	-	-	-	0.0%	-	0.0%	-	0.0%
503012 Admin/Bank Fees	-	-	-	-	-	0.0%	-	0.0%	-	0.0%
503031 Prof/Technical Fees	-	-	-	-	-	0.0%	-	0.0%	-	0.0%
503032 Legislative Services	-	-	-	-	-	0.0%	-	0.0%	-	0.0%
503033 Legal Services	-	-	-	-	-	0.0%	-	0.0%	-	0.0%
503034 Pre-Employment Exams	-	-	-	-	-	0.0%	-	0.0%	-	0.0%
503041 Temp Help	-	-	-	-	-	0.0%	-	0.0%	-	0.0%
503161 Custodial Services	-	-	-	-	-	0.0%	-	0.0%	-	0.0%
503162 Uniforms/Laundry	3,104	6,000	1,353	2,500	(604)	-19.5%	4,000	60.0%	4,150	3.8%
503171 Security Services	-	-	-	-	-	0.0%	-	0.0%	-	0.0%
503221 Classified/Legal Ads	-	-	-	-	-	0.0%	-	0.0%	-	0.0%
503222 Legal Ads	-	-	-	-	-	0.0%	-	0.0%	-	0.0%
503225 Graphic Services	-	-	-	-	-	0.0%	-	0.0%	-	0.0%
503351 Repair - Bldg & Impr	-	-	-	-	-	0.0%	-	0.0%	-	0.0%
503352 Repair - Equipment	-	-	-	-	-	0.0%	-	0.0%	-	0.0%
503353 Repair - Rev Vehicle	-	-	-	-	-	0.0%	-	0.0%	-	0.0%
503354 Repair - Non Rev Vehicle	-	-	-	-	-	0.0%	-	0.0%	-	0.0%
503363 Haz Mat Disposal	-	-	-	-	-	0.0%	-	0.0%	-	0.0%
Totals	3,104	6,000	1,353	2,500	(604)	-19.5%	4,000	60.0%	4,150	3.8%
MOBILE MATERIALS & SUPPLIES										
504011 Fueleis & Lubricants - Non Rev Veh	-	-	-	-	-	0.0%	-	0.0%	-	0.0%
504012 Fuels & Lubricants - Rev Veh	-	-	-	-	-	0.0%	-	0.0%	-	0.0%
504021 Tires & Tubes	-	-	-	-	-	0.0%	-	0.0%	-	0.0%
504161 Other Mobile Supplies	-	-	-	-	-	0.0%	-	0.0%	-	0.0%
504191 Rev Vehicle Parts	-	-	-	-	-	0.0%	-	0.0%	-	0.0%
Totals	-	-	-	-	-	0.0%	-	0.0%	-	0.0%

7.248

4/30/2008

Bus Operators - 3300

SANTA CRUZ METROPOLITAN TRANSIT DISTRICT
FY09 & FY10 DRAFT FINAL OPERATING BUDGET
 Bus Operators - 3300

ACCOUNT	ACTUAL FY07	FINAL BUDGET FY08	ACTUAL 02/29/08 FY08	PROJECTED BUDGET FY08	\$ CHANGE ACTUAL FY07 PROJ FY08	% CHANGE ACTUAL FY07 PROJ FY08	BUDGET FY09	% CHANGE PROJ FY08 BUDG FY09	BUDGET FY10	% CHANGE BUDGET FY09-FY10
OTHER MATERIALS & SUPPLIES										
504205 Freight Out	-	-	-	-	-	0.0%	-	0.0%	-	0.0%
504211 Postage & Mailing	-	-	-	-	-	0.0%	-	0.0%	-	0.0%
504214 Promotional Items	-	-	-	-	-	0.0%	-	0.0%	-	0.0%
504215 Printing	-	-	-	-	-	0.0%	-	0.0%	-	0.0%
504217 Photo Supp/Process	-	-	-	-	-	0.0%	-	0.0%	-	0.0%
504311 Office Supplies	-	-	-	-	-	0.0%	-	0.0%	-	0.0%
504315 Safety Supplies	-	-	-	-	-	0.0%	-	0.0%	-	0.0%
504317 Cleaning Supplies	-	-	-	-	-	0.0%	-	0.0%	-	0.0%
504409 Repair/Maint Supplies	-	-	-	-	-	0.0%	-	0.0%	-	0.0%
504421 Non-inventory Parts	-	-	-	-	-	0.0%	-	0.0%	-	0.0%
504511 Small Tools	-	-	-	-	-	0.0%	-	0.0%	-	0.0%
504515 Employee Tool Replacement	-	-	-	-	-	0.0%	-	0.0%	-	0.0%
Totals	-	-	-	-	-	0.0%	-	0.0%	-	0.0%
UTILITIES										
505011 Gas & Electric	-	-	-	-	-	0.0%	-	0.0%	-	0.0%
505021 Water & Garbage	-	-	-	-	-	0.0%	-	0.0%	-	0.0%
505031 Telecommunications	-	-	-	-	-	0.0%	-	0.0%	-	0.0%
Totals	-	-	-	-	-	0.0%	-	0.0%	-	0.0%
CASUALTY & LIABILITY										
506011 Insurance - Property	-	-	-	-	-	0.0%	-	0.0%	-	0.0%
506015 Insurance - PL/PD	-	-	-	-	-	0.0%	-	0.0%	-	0.0%
506021 Insurance - Other	-	-	-	-	-	0.0%	-	0.0%	-	0.0%
506123 Settlement Costs	-	-	-	-	-	0.0%	-	0.0%	-	0.0%
506127 Repairs - District Prop	-	-	-	-	-	0.0%	-	0.0%	-	0.0%
Totals	-	-	-	-	-	0.0%	-	0.0%	-	0.0%

bhb. 7.449

4/30/2008

Bus Operators - 3300

SANTA CRUZ METROPOLITAN TRANSIT DISTRICT
FY09 & FY10 DRAFT FINAL OPERATING BUDGET
 Bus Operators - 3300

ACCOUNT	ACTUAL FY07	FINAL BUDGET FY08	ACTUAL 02/29/08 FY08	PROJECTED BUDGET FY08	\$ CHANGE ACTUAL FY07 PROJ FY08	% CHANGE ACTUAL FY07 PROJ FY08	BUDGET FY09	% CHANGE PROJ FY08 BUDG FY09	BUDGET FY10	% CHANGE BUDGET FY09-FY10
TAXES										
507051 Fuel Tax	-	-	-	-	-	0.0%	-	0.0%	-	0.0%
507201 Licenses & Permits	-	-	-	-	-	0.0%	-	0.0%	-	0.0%
507999 Other Taxes	-	-	-	-	-	0.0%	-	0.0%	-	0.0%
Totals	-	-	-	-	-	0.0%	-	0.0%	-	0.0%
PURCHASED TRANS.										
503406 Contract/Paratransit	-	-	-	-	-	0.0%	-	0.0%	-	0.0%
Totals	-	-	-	-	-	0.0%	-	0.0%	-	0.0%
MISC EXPENSE										
509011 Dues/Subscriptions	-	-	-	-	-	0.0%	-	0.0%	-	0.0%
509085 Advertising - Rev Prod	-	-	-	-	-	0.0%	-	0.0%	-	0.0%
509101 <u>Employee Incentive Program</u>	2,346	3,000	3,439	5,159	2,813	119.9%	3,500	-32.2%	3,500	0.0%
509121 Employee Training	-	-	-	-	-	0.0%	-	0.0%	-	0.0%
509123 Travel	-	-	-	-	-	0.0%	-	0.0%	-	0.0%
509125 Local Meeting Expense	-	-	-	-	-	0.0%	-	0.0%	-	0.0%
509127 Board Director Fees	-	-	-	-	-	0.0%	-	0.0%	-	0.0%
509150 Contributions	-	-	-	-	-	0.0%	-	0.0%	-	0.0%
509198 Cash Over/Short	-	-	-	-	-	0.0%	-	0.0%	-	0.0%
Totals	2,346	3,000	3,439	5,159	2,813	119.9%	3,500	-32.2%	3,500	0.0%
LEASES & RENTALS										
512011 Facility Lease	-	-	-	-	-	0.0%	-	0.0%	-	0.0%
512061 Equipment Rental	-	-	-	-	-	0.0%	-	0.0%	-	0.0%
Totals	-	-	-	-	-	0.0%	-	0.0%	-	0.0%
PERSONNEL TOTAL	12,013,844	13,837,705	8,375,492	12,532,306	518,462	4.3%	13,417,780	7.1%	13,484,784	0.5%
NON-PERSONNEL TOTAL	5,450	9,000	4,792	7,659	2,209	40.5%	7,500	-2.1%	7,650	2.0%
DEPARTMENT TOTALS	12,019,294	13,846,705	8,380,284	12,539,965	520,671	4.3%	13,425,280	7.1%	13,492,434	0.5%

7.950

SANTA CRUZ METROPOLITAN TRANSIT DISTRICT
FY09 & FY10 DRAFT FINAL OPERATING BUDGET
 Fleet Maintenance - 4100

ACCOUNT	ACTUAL FY07	FINAL BUDGET FY08	ACTUAL 02/29/08 FY08	PROJECTED BUDGET FY08	\$ CHANGE ACTUAL FY07 PROJ FY08	% CHANGE ACTUAL FY07 PROJ FY08	BUDGET FY09	% CHANGE PROJ FY08 BUDG FY09	BUDGET FY10	% CHANGE BUDGET FY09-FY10
LABOR										
501011 Bus Operator Pay	-	-	-	-	-	0.0%	-	0.0%	-	0.0%
501013 Bus Operator OT	-	-	-	-	-	0.0%	-	0.0%	-	0.0%
501021 Other Salaries	1,990,687	2,295,029	1,454,353	2,145,029	154,342	7.8%	2,102,293	-2.0%	2,147,477	2.1%
501023 Other OT	59,713	70,000	62,817	85,674	25,961	43.5%	87,910	2.6%	90,424	2.9%
Totals	2,050,400	2,365,029	1,517,170	2,230,703	180,303	8.8%	2,190,203	-1.8%	2,237,902	2.2%
FRINGE BENEFITS										
502011 Medicare/Soc. Sec.	27,273	31,200	19,507	31,200	3,927	14.4%	30,728	-1.5%	31,527	2.6%
502021 Retirement	285,559	351,699	223,065	335,000	49,441	17.3%	349,861	4.4%	340,576	-2.7%
502031 Medical Ins	458,694	569,229	352,220	549,025	90,331	19.7%	576,014	4.9%	639,650	11.0%
502041 Dental Ins	54,543	65,000	38,947	61,503	6,960	12.8%	59,773	-2.8%	61,268	2.5%
502045 Vision Ins	14,413	15,000	10,047	15,310	897	6.2%	15,406	0.6%	15,406	0.0%
502051 Life Ins/AD&D	6,042	6,064	3,290	5,709	(333)	-5.5%	5,475	-4.1%	5,475	0.0%
502060 State Disability Ins (SDI)	19,816	56,170	11,629	24,941	5,125	25.9%	24,838	-0.4%	25,782	3.8%
502061 Long Term Disability Ins	27,454	28,167	19,454	28,167	713	2.6%	26,074	-7.4%	25,579	-1.9%
502071 State Unemployment Ins (SUI)	7,378	14,720	7,860	7,728	350	4.7%	7,406	-4.2%	7,406	0.0%
502081 Worker's Comp Ins	65,626	176,670	70,629	105,944	40,318	61.4%	155,631	46.9%	160,762	3.3%
502101 Holiday Pay	24,270	29,700	27,180	29,700	5,430	22.4%	29,445	-0.9%	30,180	2.5%
502103 Floating Holiday	6,263	5,300	-	5,300	(963)	-15.4%	9,828	85.4%	9,656	-1.8%
502109 Sick Leave	93,298	118,800	59,459	118,800	25,502	27.3%	161,371	35.8%	129,945	-19.5%
502111 Annual Leave	363,651	291,300	196,167	295,000	(68,651)	-18.9%	327,890	11.1%	305,843	-6.7%
502121 Other Paid Absence	52,258	40,000	17,665	25,000	(27,258)	-52.2%	24,785	-0.9%	25,362	2.3%
502251 Phys. Exams	1,861	1,452	282	1,452	(409)	-22.0%	1,700	17.1%	1,800	5.9%
502253 Driver Lic Renewal	70	735	98	687	617	881.4%	350	-49.1%	400	14.3%
502999 Other Fringe Benefits	2,568	3,087	2,398	3,100	532	20.7%	3,100	0.0%	3,193	3.0%
Totals	1,511,037	1,804,294	1,059,897	1,643,566	132,529	8.8%	1,809,674	10.1%	1,819,809	0.6%

7.951
4/30/2008

SANTA CRUZ METROPOLITAN TRANSIT DISTRICT
FY09 & FY10 DRAFT FINAL OPERATING BUDGET
 Fleet Maintenance - 4100

ACCOUNT	ACTUAL FY07	FINAL BUDGET FY08	ACTUAL 02/29/08 FY08	PROJECTED BUDGET FY08	\$ CHANGE ACTUAL FY07 PROJ FY08	% CHANGE ACTUAL FY07 PROJ FY08	BUDGET FY09	% CHANGE PROJ FY08 BUDG FY09	BUDGET FY10	% CHANGE BUDGET FY09-FY10
SERVICES										
503011 Accting/Audit Fees	-	-	-	-	-	0.0%	-	0.0%	-	0.0%
503012 Admin/Bank Fees	-	-	-	-	-	0.0%	-	0.0%	-	0.0%
503031 Prof/Technical Fees	1,800	4,120	2,600	4,120	2,320	128.9%	3,000	-27.2%	3,200	6.7%
503032 Legislative Services	-	-	-	-	-	0.0%	-	0.0%	-	0.0%
503033 Legal Services	-	-	-	-	-	0.0%	-	0.0%	-	0.0%
503034 Pre-Employment Exams	-	-	-	-	-	0.0%	-	0.0%	-	0.0%
503041 Temp Help	3,999	-	1,808	-	(3,999)	-100.0%	-	0.0%	-	0.0%
503161 Custodial Services	-	-	-	-	-	0.0%	-	0.0%	-	0.0%
503162 <u>Uniforms/Laundry</u>	32,487	27,583	20,182	28,500	(3,987)	-12.3%	30,000	5.3%	31,000	3.3%
503171 Security Services	-	-	-	-	-	0.0%	-	0.0%	-	0.0%
503221 <u>Classified/Legal Ads</u>	4,788	5,665	4,062	5,600	812	17.0%	7,000	25.0%	7,300	4.3%
503222 Legal Ads	-	-	-	-	-	0.0%	-	0.0%	-	0.0%
503225 Graphic Services	-	-	-	-	-	0.0%	-	0.0%	-	0.0%
503351 Repair - Bldg & Impr	-	-	-	-	-	0.0%	-	0.0%	-	0.0%
503352 <u>Repair - Equipment</u>	62,557	63,979	40,729	63,979	1,422	2.3%	162,019	153.2%	164,000	1.2%
503353 <u>Repair - Rev Vehicle</u>	209,911	212,619	132,785	200,000	(9,911)	-4.7%	250,000	25.0%	257,300	2.9%
503354 <u>Repair - Non Rev Vehicle</u>	26,491	55,826	19,752	30,000	3,509	13.2%	30,000	0.0%	31,500	5.0%
503363 Haz Mat Disposal	-	-	-	-	-	0.0%	-	0.0%	-	0.0%
Totals	342,033	369,792	221,918	332,199	(9,834)	-2.9%	482,019	45.1%	494,300	2.5%
MOBILE MATERIALS & SUPPLIES										
504011 <u>Fuels & Lubricants - Non Rev Veh</u>	113,487	122,000	102,341	165,000	51,513	45.4%	195,000	18.2%	199,000	2.1%
504012 <u>Fuels & Lubricants - Rev Veh</u>	1,967,218	3,055,175	1,432,116	2,255,175	287,957	14.6%	2,900,000	28.6%	2,995,000	3.3%
504021 Tires & Tubes	170,193	214,000	110,619	214,000	43,807	25.7%	180,000	-15.9%	187,000	3.9%
504161 Other Mobile Supplies	7,580	8,000	4,604	9,500	1,920	25.3%	10,000	5.3%	10,300	3.0%
504191 <u>Rev Vehicle Parts</u>	652,944	640,000	450,668	645,000	(7,944)	-1.2%	702,000	8.8%	722,000	2.8%
Totals	2,911,422	4,039,175	2,100,348	3,288,675	377,253	13.0%	3,987,000	21.2%	4,113,300	3.2%

7.052

**SANTA CRUZ METROPOLITAN TRANSIT DISTRICT
FY09 & FY10 DRAFT FINAL OPERATING BUDGET
Fleet Maintenance - 4100**

ACCOUNT	ACTUAL FY07	FINAL BUDGET FY08	ACTUAL 02/29/08 FY08	PROJECTED BUDGET FY08	\$ CHANGE ACTUAL FY07 PROJ FY08	% CHANGE ACTUAL FY07 PROJ FY08	BUDGET FY09	% CHANGE PROJ FY08 BUDG FY09	BUDGET FY10	% CHANGE BUDGET FY09-FY10
OTHER MATERIALS & SUPPLIES										
504205 Freight Out	2,232	4,120	2,415	4,500	2,268	101.6%	3,500	-22.2%	3,600	2.9%
504211 Postage & Mailing	848	824	340	600	(248)	-29.2%	925	54.2%	1,000	8.1%
504214 Promotional Items	-	-	-	-	-	0.0%	-	0.0%	-	0.0%
504215 Printing	579	5,511	269	500	(79)	-13.6%	700	40.0%	800	14.3%
504217 Photo Supp/Process	-	103	-	-	-	0.0%	400	100.0%	400	0.0%
504311 Office Supplies	7,244	5,500	5,714	9,000	1,756	24.2%	9,000	0.0%	9,500	5.6%
504315 Safety Supplies	11,038	11,000	15,525	17,500	6,462	58.5%	25,000	42.9%	26,000	4.0%
504317 Cleaning Supplies	23,675	22,351	14,762	20,000	(3,675)	-15.5%	24,000	20.0%	25,000	4.2%
504409 Repair/Maint Supplies	-	-	-	-	-	0.0%	-	0.0%	-	0.0%
504421 Non-Inventory Parts	31,763	41,200	29,619	45,000	13,237	41.7%	41,000	-8.9%	42,000	2.4%
504511 Small Tools	5,982	4,120	4,969	6,500	518	8.7%	5,000	-23.1%	5,200	4.0%
504515 Employee Tool Replacement	563	1,545	776	1,545	982	174.4%	1,600	3.6%	1,700	6.3%
Totals	83,924	96,274	74,389	105,145	21,221	25.3%	111,125	5.7%	115,200	3.7%
UTILITIES										
505011 Gas & Electric	75,274	62,400	63,745	96,000	20,726	27.5%	-	-100.0%	-	0.0%
505021 Water & Garbage	15,149	21,840	16,337	24,506	9,357	61.8%	-	-100.0%	-	0.0%
505031 Telecommunications	5,993	9,085	3,802	6,500	507	8.5%	13,013	100.2%	19,504	49.9%
Totals	96,416	93,325	83,884	127,006	30,590	31.7%	13,013	-89.8%	19,504	49.9%
CASUALTY & LIABILITY										
506011 Insurance - Property	-	-	-	-	-	0.0%	-	0.0%	-	0.0%
506015 Insurance - PL/PD	-	-	-	-	-	0.0%	-	0.0%	-	0.0%
506021 Insurance - Other	-	-	-	-	-	0.0%	-	0.0%	-	0.0%
506123 Settlement Costs	-	-	-	-	-	0.0%	-	0.0%	-	0.0%
506127 Repairs - District Prop	-	-	(7,388)	-	-	0.0%	-	0.0%	-	0.0%
Totals	-	-	(7,388)	-	-	0.0%	-	0.0%	-	0.0%

7.253

4/30/2008

Fleet Maint- 4100

SANTA CRUZ METROPOLITAN TRANSIT DISTRICT
FY09 & FY10 DRAFT FINAL OPERATING BUDGET
 Fleet Maintenance - 4100

ACCOUNT	ACTUAL FY07	FINAL BUDGET FY08	ACTUAL 02/29/08 FY08	PROJECTED BUDGET FY08	\$ CHANGE ACTUAL FY07 PROJ FY08	% CHANGE ACTUAL FY07 PROJ FY08	BUDGET FY09	% CHANGE PROJ FY08 BUDG FY09	BUDGET FY10	% CHANGE BUDGET FY09-FY10
TAXES										
507051 Fuel Tax	9,416	10,656	3,578	9,000	(416)	-4.4%	11,000	22.2%	11,300	2.7%
507201 Licenses & Permits	-	196	-	-	-	0.0%	100	100.0%	100	0.0%
507999 Other Taxes	-	-	-	-	-	0.0%	-	0.0%	-	0.0%
Totals	9,416	10,852	3,578	9,000	(416)	-4.4%	11,100	23.3%	11,400	2.7%
PURCHASED TRANS.										
503406 Contract/Paratransit	-	-	-	-	-	0.0%	-	0.0%	-	0.0%
Totals	-	-	-	-	-	0.0%	-	0.0%	-	0.0%
MISC EXPENSE										
509011 Dues/Subscriptions	625	1,000	749	1,000	375	60.0%	1,200	20.0%	1,300	8.3%
509085 Advertising - Rev Prod	-	-	-	-	-	0.0%	-	0.0%	-	0.0%
509101 Employee Incentive Program	-	-	-	-	-	0.0%	-	0.0%	-	0.0%
509121 Employee Training	150	-	-	-	(150)	-100.0%	-	0.0%	-	0.0%
509123 Travel	28	50	-	-	(28)	-100.0%	-	0.0%	-	0.0%
509125 Local Meeting Expense	12	-	-	-	(12)	-100.0%	-	0.0%	-	0.0%
509127 Board Director Fees	-	-	-	-	-	0.0%	-	0.0%	-	0.0%
509150 Contributions	-	-	-	-	-	0.0%	-	0.0%	-	0.0%
509198 Cash Over/Short	-	-	-	-	-	0.0%	-	0.0%	-	0.0%
Totals	815	1,050	749	1,000	185	22.7%	1,200	20.0%	1,300	8.3%
LEASES & RENTALS										
512011 Facility Lease	235,494	160,000	97,596	160,000	(75,494)	-32.1%	-	-100.0%	-	0.0%
512061 Equipment Rental	66,237	50,000	5,032	5,500	(60,737)	-91.7%	10,000	81.8%	10,300	3.0%
Totals	301,731	210,000	102,628	165,500	(136,231)	-45.1%	10,000	-94.0%	10,300	3.0%
PERSONNEL TOTAL	3,561,437	4,169,323	2,577,067	3,874,269	312,832	8.8%	3,999,878	3.2%	4,057,711	1.4%
NON-PERSONNEL TOTAL	3,745,757	4,820,468	2,580,106	4,028,525	282,768	7.5%	4,615,457	14.6%	4,765,304	3.2%
DEPARTMENT TOTALS	7,307,194	8,989,791	5,157,173	7,902,794	595,600	8.2%	8,615,335	9.0%	8,823,015	2.4%

7.054

4/30/2008

Fleet Maint- 4100

SANTA CRUZ METROPOLITAN TRANSIT DISTRICT
FY09 & FY10 DRAFT FINAL OPERATING BUDGET
 COBRA Benefits - 9001

ACCOUNT	ACTUAL FY07	FINAL BUDGET FY08	ACTUAL 02/29/08 FY08	PROJECTED BUDGET FY08	\$ CHANGE ACTUAL FY07 PROJ FY08	% CHANGE ACTUAL FY07 PROJ FY08	BUDGET FY09	% CHANGE PROJ FY08 BUDG FY09	BUDGET FY10	% CHANGE BUDGET FY09-FY10
LABOR										
501011 Bus Operator Pay	-	-	-	-	-	0.0%	-	0.0%	-	0.0%
501013 Bus Operator OT	-	-	-	-	-	0.0%	-	0.0%	-	0.0%
501021 Other Salaries	-	-	-	-	-	0.0%	-	0.0%	-	0.0%
501023 Other OT	-	-	-	-	-	0.0%	-	0.0%	-	0.0%
Totals	-	-	-	-	-	0.0%	-	0.0%	-	0.0%
FRINGE BENEFITS										
502011 Medicare/Soc. Sec.	-	-	-	-	-	0.0%	-	0.0%	-	0.0%
502021 Retirement	-	-	-	-	-	0.0%	-	0.0%	-	0.0%
502031 Medical Ins	5,000	-	484	15,320	10,320	206.4%	-	-100.0%	-	0.0%
502041 Dental Ins	(2,770)	-	(2,161)	(1,196)	1,574	-56.8%	-	-100.0%	-	0.0%
502045 Vision Ins	(941)	-	(439)	(248)	693	-73.6%	-	-100.0%	-	0.0%
502051 Life Ins/AD&D	-	-	-	-	-	0.0%	-	0.0%	-	0.0%
502060 State Disability Ins (SDI)	-	-	-	-	-	0.0%	-	0.0%	-	0.0%
502061 Long Term Disability Ins	-	-	-	-	-	0.0%	-	0.0%	-	0.0%
502071 State Unemployment Ins (SUI)	-	-	-	-	-	0.0%	-	0.0%	-	0.0%
502081 Worker's Comp Ins	-	-	-	-	-	0.0%	-	0.0%	-	0.0%
502101 Holiday Pay	-	-	-	-	-	0.0%	-	0.0%	-	0.0%
502103 Floating Holiday	-	-	-	-	-	0.0%	-	0.0%	-	0.0%
502109 Sick Leave	-	-	-	-	-	0.0%	-	0.0%	-	0.0%
502111 Annual Leave	-	-	-	-	-	0.0%	-	0.0%	-	0.0%
502121 Other Paid Absence	-	-	-	-	-	0.0%	-	0.0%	-	0.0%
502251 Phys. Exams	-	-	-	-	-	0.0%	-	0.0%	-	0.0%
502253 Driver Lic Renewal	-	-	-	-	-	0.0%	-	0.0%	-	0.0%
502999 Other Fringe Benefits	-	-	-	-	-	0.0%	-	0.0%	-	0.0%
Totals	1,289	-	(2,116)	13,876	12,587	976.5%	-	-100.0%	-	0.0%

7.955

SANTA CRUZ METROPOLITAN TRANSIT DISTRICT
FY09 & FY10 DRAFT FINAL OPERATING BUDGET
 COBRA Benefits - 9001

ACCOUNT	ACTUAL FY07	FINAL BUDGET FY08	ACTUAL 02/29/08 FY08	PROJECTED BUDGET FY08	\$ CHANGE ACTUAL FY07 PROJ FY08	% CHANGE ACTUAL FY07 PROJ FY08	BUDGET FY09	% CHANGE PROJ FY08 BUDG FY09	BUDGET FY10	% CHANGE BUDGET FY09-FY10
SERVICES										
503011 Accting/Audit Fees	-	-	-	-	-	0.0%	-	0.0%	-	0.0%
503012 Admin/Bank Fees	-	-	-	-	-	0.0%	-	0.0%	-	0.0%
503031 Prof/Technical Fees	-	-	-	-	-	0.0%	-	0.0%	-	0.0%
503032 Legislative Services	-	-	-	-	-	0.0%	-	0.0%	-	0.0%
503033 Legal Services	-	-	-	-	-	0.0%	-	0.0%	-	0.0%
503034 Pre-Employment Exams	-	-	-	-	-	0.0%	-	0.0%	-	0.0%
503041 Temp Help	-	-	-	-	-	0.0%	-	0.0%	-	0.0%
503161 Custodial Services	-	-	-	-	-	0.0%	-	0.0%	-	0.0%
503162 Uniforms/Laundry	-	-	-	-	-	0.0%	-	0.0%	-	0.0%
503171 Security Services	-	-	-	-	-	0.0%	-	0.0%	-	0.0%
503221 Classified/Legal Ads	-	-	-	-	-	0.0%	-	0.0%	-	0.0%
503222 Legal Ads	-	-	-	-	-	0.0%	-	0.0%	-	0.0%
503225 Graphic Services	-	-	-	-	-	0.0%	-	0.0%	-	0.0%
503351 Repair - Bldg & Impr	-	-	-	-	-	0.0%	-	0.0%	-	0.0%
503352 Repair - Equipment	-	-	-	-	-	0.0%	-	0.0%	-	0.0%
503353 Repair - Rev Vehicle	-	-	-	-	-	0.0%	-	0.0%	-	0.0%
503354 Repair - Non Rev Vehicle	-	-	-	-	-	0.0%	-	0.0%	-	0.0%
503363 Haz Mat Disposal	-	-	-	-	-	0.0%	-	0.0%	-	0.0%
Totals	-	-	-	-	-	0.0%	-	0.0%	-	0.0%
MOBILE MATERIALS & SUPPLIES										
504011 Fuels & Lubricants - Non Rev Veh	-	-	-	-	-	0.0%	-	0.0%	-	0.0%
504012 Fuels & Lubricants - Rev Veh	-	-	-	-	-	0.0%	-	0.0%	-	0.0%
504021 Tires & Tubes	-	-	-	-	-	0.0%	-	0.0%	-	0.0%
504161 Other Mobile Supplies	-	-	-	-	-	0.0%	-	0.0%	-	0.0%
504191 Rev Vehicle Parts	-	-	-	-	-	0.0%	-	0.0%	-	0.0%
Totals	-	-	-	-	-	0.0%	-	0.0%	-	0.0%

7.456

**SANTA CRUZ METROPOLITAN TRANSIT DISTRICT
 FY09 & FY10 DRAFT FINAL OPERATING BUDGET
 COBRA Benefits - 9001**

ACCOUNT	ACTUAL FY07	FINAL BUDGET FY08	ACTUAL 02/29/08 FY08	PROJECTED BUDGET FY08	\$ CHANGE ACTUAL FY07 PROJ FY08	% CHANGE ACTUAL FY07 PROJ FY08	BUDGET FY09	% CHANGE PROJ FY08 BUDG FY09	BUDGET FY10	% CHANGE BUDGET FY09-FY10
OTHER MATERIALS & SUPPLIES										
504205 Freight Out	-	-	-	-	-	0.0%	-	0.0%	-	0.0%
504211 Postage & Mailing	-	-	-	-	-	0.0%	-	0.0%	-	0.0%
504214 Promotional Items	-	-	-	-	-	0.0%	-	0.0%	-	0.0%
504215 Printing	-	-	-	-	-	0.0%	-	0.0%	-	0.0%
504217 Photo Supp/Process	-	-	-	-	-	0.0%	-	0.0%	-	0.0%
504311 Office Supplies	-	-	-	-	-	0.0%	-	0.0%	-	0.0%
504315 Safety Supplies	-	-	-	-	-	0.0%	-	0.0%	-	0.0%
504317 Cleaning Supplies	-	-	-	-	-	0.0%	-	0.0%	-	0.0%
504409 Repair/Maint Supplies	-	-	-	-	-	0.0%	-	0.0%	-	0.0%
504421 Non-Inventory Parts	-	-	-	-	-	0.0%	-	0.0%	-	0.0%
504511 Small Tools	-	-	-	-	-	0.0%	-	0.0%	-	0.0%
504515 Employee Tool Replacement	-	-	-	-	-	0.0%	-	0.0%	-	0.0%
Totals	-	-	-	-	-	0.0%	-	0.0%	-	0.0%
UTILITIES										
505011 Gas & Electric	-	-	-	-	-	0.0%	-	0.0%	-	0.0%
505021 Water & Garbage	-	-	-	-	-	0.0%	-	0.0%	-	0.0%
505031 Telecommunications	-	-	-	-	-	0.0%	-	0.0%	-	0.0%
Totals	-	-	-	-	-	0.0%	-	0.0%	-	0.0%
CASUALTY & LIABILITY										
506011 Insurance - Property	-	-	-	-	-	0.0%	-	0.0%	-	0.0%
506015 Insurance - PL/PD	-	-	-	-	-	0.0%	-	0.0%	-	0.0%
506021 Insurance - Other	-	-	-	-	-	0.0%	-	0.0%	-	0.0%
506123 Settlement Costs	-	-	-	-	-	0.0%	-	0.0%	-	0.0%
506127 Repairs - District Prop	-	-	-	-	-	0.0%	-	0.0%	-	0.0%
Totals	-	-	-	-	-	0.0%	-	0.0%	-	0.0%

7.957

4/30/2008

COBRA- 9001

SANTA CRUZ METROPOLITAN TRANSIT DISTRICT
FY09 & FY10 DRAFT FINAL OPERATING BUDGET
COBRA Benefits - 9001

ACCOUNT	ACTUAL FY07	FINAL BUDGET FY08	ACTUAL 02/29/08 FY08	PROJECTED BUDGET FY08	\$ CHANGE ACTUAL FY07 PROJ FY08	% CHANGE ACTUAL FY07 PROJ FY08	BUDGET FY09	% CHANGE PROJ FY08 BUDG FY09	BUDGET FY10	% CHANGE BUDGET FY09-FY10
TAXES										
507051 Fuel Tax	-	-	-	-	-	0.0%	-	0.0%	-	0.0%
507201 Licenses & Permits	-	-	-	-	-	0.0%	-	0.0%	-	0.0%
507999 Other Taxes	-	-	-	-	-	0.0%	-	0.0%	-	0.0%
Totals	-	-	-	-	-	0.0%	-	0.0%	-	0.0%
PURCHASED TRANS.										
503406 Contract/Paratransit	-	-	-	-	-	0.0%	-	0.0%	-	0.0%
Totals	-	-	-	-	-	0.0%	-	0.0%	-	0.0%
MISC EXPENSE										
509011 Dues/Subscriptions	-	-	-	-	-	0.0%	-	0.0%	-	0.0%
509085 Advertising - Rev Prod	-	-	-	-	-	0.0%	-	0.0%	-	0.0%
509101 Employee Incentive Program	-	-	-	-	-	0.0%	-	0.0%	-	0.0%
509121 Employee Training	-	-	-	-	-	0.0%	-	0.0%	-	0.0%
509123 Travel	-	-	-	-	-	0.0%	-	0.0%	-	0.0%
509125 Local Meeting Expense	-	-	-	-	-	0.0%	-	0.0%	-	0.0%
509127 Board Director Fees	-	-	-	-	-	0.0%	-	0.0%	-	0.0%
509150 Contributions	-	-	-	-	-	0.0%	-	0.0%	-	0.0%
509198 Cash Over/Short	-	-	-	-	-	0.0%	-	0.0%	-	0.0%
Totals	-	-	-	-	-	0.0%	-	0.0%	-	0.0%
LEASES & RENTALS										
512011 Facility Lease	-	-	-	-	-	0.0%	-	0.0%	-	0.0%
512061 Equipment Rental	-	-	-	-	-	0.0%	-	0.0%	-	0.0%
Totals	-	-	-	-	-	0.0%	-	0.0%	-	0.0%
PERSONNEL TOTAL	1,289	-	(2,116)	13,876	12,587	976.5%	-	-100.0%	-	0.0%
NON-PERSONNEL TOTAL	-	-	-	-	-	0.0%	-	0.0%	-	0.0%
DEPARTMENT TOTALS	1,289	-	(2,116)	13,876	12,587	976.5%	-	-100.0%	-	0.0%

7.458

SANTA CRUZ METROPOLITAN TRANSIT DISTRICT
FY09 & FY10 DRAFT FINAL OPERATING BUDGET
 Retired Employee Benefits - 9005

ACCOUNT	ACTUAL FY07	FINAL BUDGET FY08	ACTUAL 12/31/07 FY08	PROJECTED BUDGET FY08	\$ CHANGE ACTUAL FY07 PROJ FY08	% CHANGE ACTUAL FY07 PROJ FY08	BUDGET FY09	% CHANGE PROJ FY08 BUDG FY09	BUDGET FY10	% CHANGE BUDGET FY09-FY10
LABOR										
501011 Bus Operator Pay	-	-	-	-	-	0.0%	-	0.0%	-	0.0%
501013 Bus Operator OT	-	-	-	-	-	0.0%	-	0.0%	-	0.0%
501021 Other Salaries	-	-	-	-	-	0.0%	-	0.0%	-	0.0%
501023 Other OT	-	-	-	-	-	0.0%	-	0.0%	-	0.0%
Totals	-	-	-	-	-	0.0%	-	0.0%	-	0.0%
FRINGE BENEFITS										
502011 Medicare/Soc. Sec.	-	-	-	-	-	0.0%	-	0.0%	-	0.0%
502021 Retirement	-	-	-	-	-	0.0%	-	0.0%	-	0.0%
502031 Medical Ins	1,162,261	1,525,000	859,997	1,385,949	223,688	19.2%	1,515,552	9.4%	1,845,874	21.8%
502041 Dental Ins	76,977	91,000	55,516	88,661	11,684	15.2%	84,340	-4.9%	100,539	19.2%
502045 Vision Ins	26,195	32,000	18,420	28,068	1,873	7.2%	28,132	0.2%	30,812	9.5%
502051 Life Ins/AD&D	8,300	11,000	4,789	10,296	1,996	24.0%	9,828	-4.5%	10,764	9.5%
502060 State Disability Ins (SDI)	-	-	-	-	-	0.0%	-	0.0%	-	0.0%
502061 Long Term Disability Ins	-	-	-	-	-	0.0%	-	0.0%	-	0.0%
502071 State Unemployment Ins (SUI)	-	-	-	-	-	0.0%	-	0.0%	-	0.0%
502081 Worker's Comp Ins	-	-	-	-	-	0.0%	-	0.0%	-	0.0%
502101 Holiday Pay	-	-	-	-	-	0.0%	-	0.0%	-	0.0%
502103 Floating Holiday	-	-	-	-	-	0.0%	-	0.0%	-	0.0%
502109 Sick Leave	-	-	-	-	-	0.0%	-	0.0%	-	0.0%
502111 Annual Leave	-	-	-	-	-	0.0%	-	0.0%	-	0.0%
502121 Other Paid Absence	-	-	-	-	-	0.0%	-	0.0%	-	0.0%
502251 Phys. Exams	-	-	-	-	-	0.0%	-	0.0%	-	0.0%
502253 Driver Lic Renewal	-	-	-	-	-	0.0%	-	0.0%	-	0.0%
502999 Other Fringe Benefits	84,289	75,000	43,642	75,000	(9,289)	-11.0%	82,500	10.0%	92,400	12.0%
Totals	1,358,022	1,734,000	982,364	1,587,974	229,952	16.9%	1,720,352	8.3%	2,080,389	20.9%

7.959

4/30/2008

Retirees- 9005

**SANTA CRUZ METROPOLITAN TRANSIT DISTRICT
FY09 & FY10 DRAFT FINAL OPERATING BUDGET**

Retired Employee Benefits - 9005

ACCOUNT	ACTUAL FY07	FINAL BUDGET FY08	ACTUAL 12/31/07 FY08	PROJECTED BUDGET FY08	\$ CHANGE ACTUAL FY07 PROJ FY08	% CHANGE ACTUAL FY07 PROJ FY08	BUDGET FY09	% CHANGE PROJ FY08 BUDG FY09	BUDGET FY10	% CHANGE BUDGET FY09-FY10
SERVICES										
503011 Accting/Audit Fees	-	-	-	-	-	0.0%	-	0.0%	-	0.0%
503012 Admin/Bank Fees	-	-	-	-	-	0.0%	-	0.0%	-	0.0%
503031 Prof/Technical Fees	-	-	-	-	-	0.0%	-	0.0%	-	0.0%
503032 Legislative Services	-	-	-	-	-	0.0%	-	0.0%	-	0.0%
503033 Legal Services	-	-	-	-	-	0.0%	-	0.0%	-	0.0%
503034 Pre-Employment Exams	-	-	-	-	-	0.0%	-	0.0%	-	0.0%
503041 Temp Help	-	-	-	-	-	0.0%	-	0.0%	-	0.0%
503161 Custodial Services	-	-	-	-	-	0.0%	-	0.0%	-	0.0%
503162 Uniforms/Laundry	-	-	-	-	-	0.0%	-	0.0%	-	0.0%
503171 Security Services	-	-	-	-	-	0.0%	-	0.0%	-	0.0%
503221 Classified/Legal Ads	-	-	-	-	-	0.0%	-	0.0%	-	0.0%
503222 Legal Ads	-	-	-	-	-	0.0%	-	0.0%	-	0.0%
503225 Graphic Services	-	-	-	-	-	0.0%	-	0.0%	-	0.0%
503351 Repair - Bldg & Impr	-	-	-	-	-	0.0%	-	0.0%	-	0.0%
503352 Repair - Equipment	-	-	-	-	-	0.0%	-	0.0%	-	0.0%
503353 Repair - Rev Vehicle	-	-	-	-	-	0.0%	-	0.0%	-	0.0%
503354 Repair - Non Rev Vehicle	-	-	-	-	-	0.0%	-	0.0%	-	0.0%
503363 Haz Mat Disposal	-	-	-	-	-	0.0%	-	0.0%	-	0.0%
Totals	-	-	-	-	-	0.0%	-	0.0%	-	0.0%
MOBILE MATERIALS & SUPPLIES										
504011 Fuels & Lubricants - Non Rev Veh	-	-	-	-	-	0.0%	-	0.0%	-	0.0%
504012 Fuels & Lubricants - Rev Veh	-	-	-	-	-	0.0%	-	0.0%	-	0.0%
504021 Tires & Tubes	-	-	-	-	-	0.0%	-	0.0%	-	0.0%
504161 Other Mobile Supplies	-	-	-	-	-	0.0%	-	0.0%	-	0.0%
504191 Rev Vehicle Parts	-	-	-	-	-	0.0%	-	0.0%	-	0.0%
Totals	-	-	-	-	-	0.0%	-	0.0%	-	0.0%

7.960

4/30/2008

Retirees- 9005

SANTA CRUZ METROPOLITAN TRANSIT DISTRICT
FY09 & FY10 DRAFT FINAL OPERATING BUDGET
 Retired Employee Benefits - 9005

ACCOUNT	ACTUAL FY07	FINAL BUDGET FY08	ACTUAL 12/31/07 FY08	PROJECTED BUDGET FY08	\$ CHANGE ACTUAL FY07 PROJ FY08	% CHANGE ACTUAL FY07 PROJ FY08	BUDGET FY09	% CHANGE PROJ FY08 BUDG FY09	BUDGET FY10	% CHANGE BUDGET FY09-FY10
OTHER MATERIALS & SUPPLIES										
504205 Freight Out	-	-	-	-	-	0.0%	-	0.0%	-	0.0%
504211 Postage & Mailing	-	-	-	-	-	0.0%	-	0.0%	-	0.0%
504214 Promotional Items	-	-	-	-	-	0.0%	-	0.0%	-	0.0%
504215 Printing	-	-	-	-	-	0.0%	-	0.0%	-	0.0%
504217 Photo Supp/Process	-	-	-	-	-	0.0%	-	0.0%	-	0.0%
504311 Office Supplies	-	-	-	-	-	0.0%	-	0.0%	-	0.0%
504315 Safety Supplies	-	-	-	-	-	0.0%	-	0.0%	-	0.0%
504317 Cleaning Supplies	-	-	-	-	-	0.0%	-	0.0%	-	0.0%
504409 Repair/Maint Supplies	-	-	-	-	-	0.0%	-	0.0%	-	0.0%
504421 Non-Inventory Parts	-	-	-	-	-	0.0%	-	0.0%	-	0.0%
504511 Small Tools	-	-	-	-	-	0.0%	-	0.0%	-	0.0%
504515 Employee Tool Replacement	-	-	-	-	-	0.0%	-	0.0%	-	0.0%
Totals	-	-	-	-	-	0.0%	-	0.0%	-	0.0%
UTILITIES										
505011 Gas & Electric	-	-	-	-	-	0.0%	-	0.0%	-	0.0%
505021 Water & Garbage	-	-	-	-	-	0.0%	-	0.0%	-	0.0%
505031 Telecommunications	-	-	-	-	-	0.0%	-	0.0%	-	0.0%
Totals	-	-	-	-	-	0.0%	-	0.0%	-	0.0%
CASUALTY & LIABILITY										
506011 Insurance - Property	-	-	-	-	-	0.0%	-	0.0%	-	0.0%
506015 Insurance - PL/PD	-	-	-	-	-	0.0%	-	0.0%	-	0.0%
506021 Insurance - Other	-	-	-	-	-	0.0%	-	0.0%	-	0.0%
506123 Settlement Costs	-	-	-	-	-	0.0%	-	0.0%	-	0.0%
506127 Repairs - District Prop	-	-	-	-	-	0.0%	-	0.0%	-	0.0%
Totals	-	-	-	-	-	0.0%	-	0.0%	-	0.0%

7961

4/30/2008

Retirees- 9005

SANTA CRUZ METROPOLITAN TRANSIT DISTRICT
FY09 & FY10 DRAFT FINAL OPERATING BUDGET
 Retired Employee Benefits - 9005

ACCOUNT	ACTUAL FY07	FINAL BUDGET FY08	ACTUAL 12/31/07 FY08	PROJECTED BUDGET FY08	\$ CHANGE ACTUAL FY07 PROJ FY08	% CHANGE ACTUAL FY07 PROJ FY08	BUDGET FY09	% CHANGE PROJ FY08 BUDG FY09	BUDGET FY10	% CHANGE BUDGET FY09-FY10
TAXES										
507051 Fuel Tax	-	-	-	-	-	0.0%	-	0.0%	-	0.0%
507201 Licenses & Permits	-	-	-	-	-	0.0%	-	0.0%	-	0.0%
507999 Other Taxes	-	-	-	-	-	0.0%	-	0.0%	-	0.0%
Totals	-	-	-	-	-	0.0%	-	0.0%	-	0.0%
PURCHASED TRANS.										
503406 Contract/Paratransit	-	-	-	-	-	0.0%	-	0.0%	-	0.0%
Totals	-	-	-	-	-	0.0%	-	0.0%	-	0.0%
MISC EXPENSE										
509011 Dues/Subscriptions	-	-	-	-	-	0.0%	-	0.0%	-	0.0%
509085 Advertising - Rev Prod	-	-	-	-	-	0.0%	-	0.0%	-	0.0%
509101 Employee Incentive Program	-	-	-	-	-	0.0%	-	0.0%	-	0.0%
509121 Employee Training	-	-	-	-	-	0.0%	-	0.0%	-	0.0%
509123 Travel	-	-	-	-	-	0.0%	-	0.0%	-	0.0%
509125 Local Meeting Expense	-	-	-	-	-	0.0%	-	0.0%	-	0.0%
509127 Board Director Fees	-	-	-	-	-	0.0%	-	0.0%	-	0.0%
509150 Contributions	-	-	-	-	-	0.0%	-	0.0%	-	0.0%
509198 Cash Over/Short	-	-	-	-	-	0.0%	-	0.0%	-	0.0%
Totals	-	-	-	-	-	0.0%	-	0.0%	-	0.0%
LEASES & RENTALS										
512011 Facility Lease	-	-	-	-	-	0.0%	-	0.0%	-	0.0%
512061 Equipment Rental	-	-	-	-	-	0.0%	-	0.0%	-	0.0%
Totals	-	-	-	-	-	0.0%	-	0.0%	-	0.0%
PERSONNEL TOTAL	1,358,022	1,734,000	982,364	1,587,974	229,952	16.9%	1,720,352	8.3%	2,080,389	20.9%
NON-PERSONNEL TOTAL	-	-	-	-	-	0.0%	-	0.0%	-	0.0%
DEPARTMENT TOTALS	<u>1,358,022</u>	<u>1,734,000</u>	<u>982,364</u>	<u>1,587,974</u>	<u>229,952</u>	<u>16.9%</u>	<u>1,720,352</u>	<u>8.3%</u>	<u>2,080,389</u>	<u>20.9%</u>

7.962

4/30/2008

Retirees- 9005

**SANTA CRUZ METROPOLITAN TRANSIT DISTRICT
 FY09 & FY10 DRAFT FINAL OPERATING BUDGET
 SCCIC/COPS - 700**

ACCOUNT	ACTUAL FY07	FINAL BUDGET FY08	ACTUAL 2/29/08 FY08	PROJECTED BUDGET FY08	\$ CHANGE ACTUAL FY07 PROJ FY08	% CHANGE ACTUAL FY07-FY08	BUDGET FY09	% CHANGE PROJ FY08 BUDG FY09	BUDGET FY10	% CHANGE BUDGET FY09-FY10
LABOR										
501011 Bus Operator Pay	-	-	-	-	-	0.0%	-	0.0%	-	0.0%
501013 Bus Operator OT	-	-	-	-	-	0.0%	-	0.0%	-	0.0%
501021 Other Salaries	-	-	-	-	-	0.0%	-	0.0%	-	0.0%
501023 Other OT	-	-	-	-	-	0.0%	-	0.0%	-	0.0%
Totals	-	-	-	-	-	0.0%	-	0.0%	-	0.0%
FRINGE BENEFITS										
502011 Medicare/Soc. Sec.	-	-	-	-	-	0.0%	-	0.0%	-	0.0%
502021 Retirement	-	-	-	-	-	0.0%	-	0.0%	-	0.0%
502031 Medical Ins	-	-	-	-	-	0.0%	-	0.0%	-	0.0%
502041 Dental Ins	-	-	-	-	-	0.0%	-	0.0%	-	0.0%
502045 Vision Ins	-	-	-	-	-	0.0%	-	0.0%	-	0.0%
502051 Life Ins/AD&D	-	-	-	-	-	0.0%	-	0.0%	-	0.0%
502060 State Disability Ins (SDI)	-	-	-	-	-	0.0%	-	0.0%	-	0.0%
502061 Long Term Disability Ins	-	-	-	-	-	0.0%	-	0.0%	-	0.0%
502071 State Unemployment Ins (SUI)	-	-	-	-	-	0.0%	-	0.0%	-	0.0%
502081 Worker's Comp Ins	-	-	-	-	-	0.0%	-	0.0%	-	0.0%
502101 Holiday Pay	-	-	-	-	-	0.0%	-	0.0%	-	0.0%
502103 Floating Holiday	-	-	-	-	-	0.0%	-	0.0%	-	0.0%
502109 Sick Leave	-	-	-	-	-	0.0%	-	0.0%	-	0.0%
502111 Annual Leave	-	-	-	-	-	0.0%	-	0.0%	-	0.0%
502121 Other Paid Absence	-	-	-	-	-	0.0%	-	0.0%	-	0.0%
502251 Phys. Exams	-	-	-	-	-	0.0%	-	0.0%	-	0.0%
502253 Driver Lic Renewal	-	-	-	-	-	0.0%	-	0.0%	-	0.0%
502999 Other Fringe Benefits	-	-	-	-	-	0.0%	-	0.0%	-	0.0%
Totals	-	-	-	-	-	0.0%	-	0.0%	-	0.0%

7.963

4/30/2008

**SANTA CRUZ METROPOLITAN TRANSIT DISTRICT
FY09 & FY10 DRAFT FINAL OPERATING BUDGET
SCCIC/COPS - 700**

ACCOUNT	ACTUAL FY07	FINAL BUDGET FY08	ACTUAL 2/29/08 FY08	PROJECTED BUDGET FY08	\$ CHANGE ACTUAL FY07 PROJ FY08	% CHANGE ACTUAL FY07-FY08	BUDGET FY09	% CHANGE PROJ FY08 BUDG FY09	BUDGET FY10	% CHANGE BUDGET FY09-FY10
SERVICES										
503011 Accting/Audit Fees	250	250	250	250	-	0.0%	250	0.0%	250	0.0%
503012 Admin/Bank Fees	30	50	10	50	20	66.7%	50	0.0%	50	0.0%
503031 Prof/Technical Fees	-	-	-	-	-	0.0%	-	0.0%	-	0.0%
503032 Legislative Services	-	-	-	-	-	0.0%	-	0.0%	-	0.0%
503033 Legal Services	-	-	-	-	-	0.0%	-	0.0%	-	0.0%
503034 Pre-Employment Exams	-	-	-	-	-	0.0%	-	0.0%	-	0.0%
503041 Temp Help	-	-	-	-	-	0.0%	-	0.0%	-	0.0%
503161 Custodial Services	-	-	-	-	-	0.0%	-	0.0%	-	0.0%
503162 Uniforms/Laundry	-	-	-	-	-	0.0%	-	0.0%	-	0.0%
503171 Security Services	-	-	-	-	-	0.0%	-	0.0%	-	0.0%
503221 Classified/Legal Ads	-	-	-	-	-	0.0%	-	0.0%	-	0.0%
503222 Legal Ads	-	-	-	-	-	0.0%	-	0.0%	-	0.0%
503225 Graphic Services	-	-	-	-	-	0.0%	-	0.0%	-	0.0%
503351 Repair - Bldg & Impr	-	-	-	-	-	0.0%	-	0.0%	-	0.0%
503352 Repair - Equipment	-	-	-	-	-	0.0%	-	0.0%	-	0.0%
503353 Repair - Rev Vehicle	-	-	-	-	-	0.0%	-	0.0%	-	0.0%
503354 Repair - Non Rev Vehicle	-	-	-	-	-	0.0%	-	0.0%	-	0.0%
503363 Haz Mat Disposal	-	-	-	-	-	0.0%	-	0.0%	-	0.0%
Totals	280	300	260	300	20	7.1%	300	0.0%	300	0.0%
MOBILE MATERIALS & SUPPLIES										
504011 Fuels & Lubricants - Non Rev Veh	-	-	-	-	-	0.0%	-	0.0%	-	0.0%
504012 Fuels & Lubricants - Rev Veh	-	-	-	-	-	0.0%	-	0.0%	-	0.0%
504021 Tires & Tubes	-	-	-	-	-	0.0%	-	0.0%	-	0.0%
504161 Other Mobile Supplies	-	-	-	-	-	0.0%	-	0.0%	-	0.0%
504191 Rev Vehicle Parts	-	-	-	-	-	0.0%	-	0.0%	-	0.0%
Totals	-	-	-	-	-	0.0%	-	0.0%	-	0.0%

7.964

**SANTA CRUZ METROPOLITAN TRANSIT DISTRICT
FY09 & FY10 DRAFT FINAL OPERATING BUDGET
SCCIC/COPS - 700**

ACCOUNT	ACTUAL FY07	FINAL BUDGET FY08	ACTUAL 2/29/08 FY08	PROJECTED BUDGET FY08	\$ CHANGE ACTUAL FY07 PROJ FY08	% CHANGE ACTUAL FY07-FY08	BUDGET FY09	% CHANGE PROJ FY08 BUDG FY09	BUDGET FY10	% CHANGE BUDGET FY09-FY10
OTHER MATERIALS & SUPPLIES										
504205 Freight Out	-	-	-	-	-	0.0%	-	0.0%	-	0.0%
504211 Postage & Mailing	-	-	-	-	-	0.0%	-	0.0%	-	0.0%
504214 Promotional Items	-	-	-	-	-	0.0%	-	0.0%	-	0.0%
504215 Printing	-	-	-	-	-	0.0%	-	0.0%	-	0.0%
504217 Photo Supp/Process	-	-	-	-	-	0.0%	-	0.0%	-	0.0%
504311 Office Supplies	-	-	-	-	-	0.0%	-	0.0%	-	0.0%
504315 Safety Supplies	-	-	-	-	-	0.0%	-	0.0%	-	0.0%
504317 Cleaning Supplies	-	-	-	-	-	0.0%	-	0.0%	-	0.0%
504409 Repair/Maint Supplies	-	-	-	-	-	0.0%	-	0.0%	-	0.0%
504421 Non-Inventory Parts	-	-	-	-	-	0.0%	-	0.0%	-	0.0%
504511 Small Tools	-	-	-	-	-	0.0%	-	0.0%	-	0.0%
504515 Employee Tool Replacement	-	-	-	-	-	0.0%	-	0.0%	-	0.0%
Totals	-	-	-	-	-	0.0%	-	0.0%	-	0.0%
UTILITIES										
505011 Gas & Electric	-	-	-	-	-	0.0%	-	0.0%	-	0.0%
505021 Water & Garbage	-	-	-	-	-	0.0%	-	0.0%	-	0.0%
505031 Telecommunications	-	-	-	-	-	0.0%	-	0.0%	-	0.0%
Totals	-	-	-	-	-	0.0%	-	0.0%	-	0.0%
CASUALTY & LIABILITY										
506011 Insurance - Property	-	-	-	-	-	0.0%	-	0.0%	-	0.0%
506015 Insurance - PL/PD	-	-	-	-	-	0.0%	-	0.0%	-	0.0%
506021 Insurance - Other	-	-	-	-	-	0.0%	-	0.0%	-	0.0%
506123 Settlement Costs	-	-	-	-	-	0.0%	-	0.0%	-	0.0%
506127 Repairs - District Prop	-	-	-	-	-	0.0%	-	0.0%	-	0.0%
Totals	-	-	-	-	-	0.0%	-	0.0%	-	0.0%

7.965

4/30/2008

SCCIC- 700

**SANTA CRUZ METROPOLITAN TRANSIT DISTRICT
FY09 & FY10 DRAFT FINAL OPERATING BUDGET
SCCIC/COPS - 700**

ACCOUNT	ACTUAL FY07	FINAL BUDGET FY08	ACTUAL 2/29/08 FY08	PROJECTED BUDGET FY08	\$ CHANGE ACTUAL FY07 PROJ FY08	% CHANGE ACTUAL FY07-FY08	BUDGET FY09	% CHANGE PROJ FY08 BUDG FY09	BUDGET FY10	% CHANGE BUDGET FY09-FY10
TAXES										
507051 Fuel Tax	-	-	-	-	-	0.0%	-	0.0%	-	0.0%
507201 Licenses & Permits	-	-	-	-	-	0.0%	-	0.0%	-	0.0%
507999 Other Taxes	-	-	-	-	-	0.0%	-	0.0%	-	0.0%
Totals	-	-	-	-	-	0.0%	-	0.0%	-	0.0%
PURCHASED TRANS.										
503406 Contract/Paratransit	-	-	-	-	-	0.0%	-	0.0%	-	0.0%
Totals	-	-	-	-	-	0.0%	-	0.0%	-	0.0%
MISC EXPENSE										
509011 Dues/Subscriptions	-	-	-	-	-	0.0%	-	0.0%	-	0.0%
509085 Advertising - Rev Prod	-	-	-	-	-	0.0%	-	0.0%	-	0.0%
509101 Employee Incentive Program	-	-	-	-	-	0.0%	-	0.0%	-	0.0%
509121 Employee Training	-	-	-	-	-	0.0%	-	0.0%	-	0.0%
509123 Travel	-	200	-	-	-	0.0%	-	0.0%	-	0.0%
509125 Local Meeting Expense	-	-	-	-	-	0.0%	-	0.0%	-	0.0%
509127 Board Director Fees	-	-	-	-	-	0.0%	-	0.0%	-	0.0%
509150 Contributions	-	-	-	-	-	0.0%	-	0.0%	-	0.0%
509198 Cash Over/Short	-	-	-	-	-	0.0%	-	0.0%	-	0.0%
Totals	-	200	-	-	-	0.0%	-	0.0%	-	0.0%
LEASES & RENTALS										
512011 Facility Lease	-	-	-	-	-	0.0%	-	0.0%	-	0.0%
512061 Equipment Rental	-	-	-	-	-	0.0%	-	0.0%	-	0.0%
Totals	-	-	-	-	-	0.0%	-	0.0%	-	0.0%
PERSONNEL TOTAL	-	-	-	-	-	0.0%	-	0.0%	-	0.0%
NON-PERSONNEL TOTAL	280	500	260	300	20	7.1%	300	0.0%	300	0.0%
DEPARTMENT TOTALS	280	500	260	300	20	7.1%	300	0.0%	300	0.0%

7.966

4/30/2008

SCCIC- 700

FY09 & FY10 DRAFT FINAL BUDGET
 Authorized and Funded Personnel - Full Time Equivalent (FTE)
 Summary

Department	Authorized FY 08	Funded FY 08	Authorized FY 09	Funded FY 09	Authorized FY 10	Funded FY 10
Administration - 1100	9.00	9.00	9.00	8.50	9.00	8.00
Finance - 1200	6.50	6.00	6.50	6.00	6.50	6.00
Customer Service - 1300	10.25	5.75	10.25	5.75	10.25	5.75
Human Resources - 1400	6.00	6.00	6.00	6.00	6.00	6.00
Information Technology - 1500	4.00	4.00	4.00	4.00	4.00	4.00
District Counsel - 1700	4.00	4.00	4.00	4.00	4.00	4.00
Facilities Maintenance - 2200	17.00	13.00	17.00	13.00	17.00	13.00
Paratransit - 3100	54.00	53.00	54.00	53.00	54.00	53.00
Operations - 3200	23.00	20.00	23.00	20.00	23.00	20.00
Bus Operators - 3300	182.00	158.00	182.00	159.50	182.00	158.00
Fleet Maintenance - 4100	57.00	48.00	57.00	46.00	57.00	46.00
Total Full-Time Equivalent (FTEs)	372.75	326.75	372.75	325.75	372.75	323.75

7.61

Attachment B

FY09 & FY10 DRAFT FINAL BUDGET
 Authorized and Funded Personnel - Full Time Equivalent (FTE)
 Administration - 1100

Position Title	Authorized FY 08	Funded FY 08	Authorized FY 09	Funded FY 09	Authorized FY 10	Funded FY 10
General Manager	1.00	1.00	1.00	1.00	1.00	1.00
Assistant General Manager	1.00	1.00	1.00	0.50	1.00	0.00
Project Manager*	1.00	1.00	1.00	1.00	1.00	1.00
Admin Services Coordinator	1.00	1.00	1.00	1.00	1.00	1.00
Administrative Assistant	2.00	2.00	2.00	2.00	2.00	2.00
Grants/Legislative Analyst	1.00	1.00	1.00	1.00	1.00	1.00
Transit Planner	1.00	1.00	1.00	1.00	1.00	1.00
Transit Surveyor	1.00	1.00	1.00	1.00	1.00	1.00
Total Full-Time Equivalent (FTEs)	9.00	9.00	9.00	8.50	9.00	8.00

* Funded by capital grant

7.62

FY09 & FY10 DRAFT FINAL BUDGET
 Authorized and Funded Personnel - Full Time Equivalent (FTE)
 Finance - 1200

Position Title	Authorized FY 08	Funded FY 08	Authorized FY 09	Funded FY 09	Authorized FY 10	Funded FY 10
Finance Manager	1.00	1.00	1.00	1.00	1.00	1.00
Assistant Finance Manager	1.00	1.00	1.00	1.00	1.00	1.00
Senior Accountant	0.50	0.00	0.50	0.00	0.50	0.00
Accounting Specialist	1.00	1.00	1.00	1.00	1.00	1.00
Sr Acctng Tech	2.00	2.00	2.00	2.00	2.00	2.00
Financial Analyst	1.00	1.00	1.00	1.00	1.00	1.00
Total Full-Time Equivalents (FTEs)	6.50	6.00	6.50	6.00	6.50	6.00

7.63

FY09 & FY10 DRAFT FINAL BUDGET
 Authorized and Funded Personnel - Full Time Equivalent (FTE)
 Customer Service - 1300

Position Title	Authorized FY 08	Funded FY 08	Authorized FY 09	Funded FY 09	Authorized FY 10	Funded FY 10
Planning & Marketing Manager	1.00	0.00	1.00	0.00	1.00	0.00
Service Planning Supervisor	1.00	0.00	1.00	0.00	1.00	0.00
Customer Service Coordinator	1.00	1.00	1.00	1.00	1.00	1.00
Senior CSR/CSR	5.00	3.00	5.00	3.00	5.00	3.00
Ticket & Pass Program Specialist	1.00	1.00	1.00	1.00	1.00	1.00
Administrative Assistant	1.25	0.75	1.25	0.75	1.25	0.75
Total Full-Time Equivalents (FTEs)	10.25	5.75	10.25	5.75	10.25	5.75

7.64

FY09 & FY10 DRAFT FINAL BUDGET
 Authorized and Funded Personnel - Full Time Equivalent (FTE)
 Human Resources - 1400

Position Title	Authorized FY 08	Funded FY 08	Authorized FY 09	Funded FY 09	Authorized FY 10	Funded FY 10
Human Resources Manager	1.00	1.00	1.00	1.00	1.00	1.00
Asst Human Resources Manager	1.00	1.00	1.00	1.00	1.00	1.00
Personnel Technician	1.00	1.00	1.00	1.00	1.00	1.00
Benefits Coordinator	1.00	1.00	1.00	1.00	1.00	1.00
Human Resources Specialist	1.00	1.00	1.00	1.00	1.00	1.00
Human Resources Tech	1.00	1.00	1.00	1.00	1.00	1.00
Total Full-Time Equivalents (FTEs)	6.00	6.00	6.00	6.00	6.00	6.00

7.65

FY09 & FY10 DRAFT FINAL BUDGET
 Authorized and Funded Personnel - Full Time Equivalent (FTE)
 Information Technology - 1500

Position Title	Authorized FY 08	Funded FY 08	Authorized FY 09	Funded FY 09	Authorized FY 10	Funded FY 10
Information Technology Manager	1.00	1.00	1.00	1.00	1.00	1.00
Database Administrator/Sr	1.00	1.00	1.00	1.00	1.00	1.00
Systems Administrator/Sr	1.00	1.00	1.00	1.00	1.00	1.00
IT Technician/Sr IT Tech	1.00	1.00	1.00	1.00	1.00	1.00
Total Full-Time Equivalents (FTEs)	4.00	4.00	4.00	4.00	4.00	4.00

7.66

FY09 & FY10 DRAFT FINAL BUDGET
 Authorized and Funded Personnel - Full Time Equivalent (FTE)
 District Counsel - 1700

Position Title	Authorized FY 08	Funded FY 08	Authorized FY 09	Funded FY 09	Authorized FY 10	Funded FY 10
District Counsel	1.00	1.00	1.00	1.00	1.00	1.00
Claims Investigator I-II	1.00	1.00	1.00	1.00	1.00	1.00
Paralegal	2.00	2.00	2.00	2.00	2.00	2.00
Total Full-Time Equivalents (FTEs)	4.00	4.00	4.00	4.00	4.00	4.00

7.97

FY09 & FY10 DRAFT FINAL BUDGET
 Authorized and Funded Personnel - Full Time Equivalent (FTE)
 Facilities Maintenance - 2200

Position Title	Authorized FY 08	Funded FY 08	Authorized FY 09	Funded FY 09	Authorized FY 10	Funded FY 10
Facilities Maintenance Manager	1.00	0.00	1.00	0.00	1.00	0.00
Facilities Maintenance Supervisor	1.00	1.00	1.00	1.00	1.00	1.00
Sr. Facilities Maint Worker	1.00	1.00	1.00	1.00	1.00	1.00
Facilities Maint Worker II	4.00	3.00	4.00	3.00	4.00	3.00
Facilities Maint Worker I	3.00	2.00	3.00	2.00	3.00	2.00
Lead Custodian	1.00	1.00	1.00	1.00	1.00	1.00
Custodial Service Worker I	5.00	5.00	5.00	5.00	5.00	5.00
Administrative Assistant	1.00	0.00	1.00	0.00	1.00	0.00
Total Full-Time Equivalent (FTEs)	17.00	13.00	17.00	13.00	17.00	13.00

7.68

FY09 & FY10 DRAFT FINAL BUDGET
 Authorized and Funded Personnel - Full Time Equivalent (FTE)
 Paratransit - 3100

Position Title	Authorized FY 08	Funded FY 08	Authorized FY 09	Funded FY 09	Authorized FY 10	Funded FY 10
Paratransit Superintendent	1.00	1.00	1.00	1.00	1.00	1.00
Assistant Paratransit Superintendent	1.00	1.00	1.00	1.00	1.00	1.00
Accessible Services Coordinator	1.00	1.00	1.00	1.00	1.00	1.00
Paratransit Eligibility Coordinator	1.00	1.00	1.00	1.00	1.00	1.00
Reservation & Scheduling Coord	1.00	1.00	1.00	1.00	1.00	1.00
Safety & Training Coordinator	1.00	1.00	1.00	1.00	1.00	1.00
Dispatcher/Scheduler & Dispatcher	9.00	8.00	9.00	8.00	9.00	8.00
Clerk I-II-III	1.00	2.00	1.00	2.00	1.00	2.00
Van Operator	29.00	29.00	29.00	29.00	29.00	29.00
Reservationist	7.00	6.00	7.00	6.00	7.00	6.00
Mechanic I-II	2.00	2.00	2.00	2.00	2.00	2.00
Total Full-Time Equivalents (FTEs)	54.00	53.00	54.00	53.00	54.00	53.00

7.69

FY09 & FY10 DRAFT FINAL BUDGET
Authorized and Funded Personnel - Full Time Equivalent (FTE)
Operations - 3200

Position Title	Authorized FY 08	Funded FY 08	Authorized FY 09	Funded FY 09	Authorized FY 10	Funded FY 10
Operations Manager	1.00	1.00	1.00	1.00	1.00	1.00
Fixed Route Superintendent	1.00	1.00	1.00	1.00	1.00	1.00
Transit Supervisor	14.00	12.00	14.00	12.00	14.00	12.00
Schedule Analyst	1.00	1.00	1.00	1.00	1.00	1.00
Supervisor of Revenue Collection	1.00	1.00	1.00	1.00	1.00	1.00
Safety & Training Coordinator	1.00	1.00	1.00	1.00	1.00	1.00
Admin Assistant/Supervisor	1.00	1.00	1.00	1.00	1.00	1.00
Administrative Clerk I	1.00	1.00	1.00	1.00	1.00	1.00
Payroll Specialist	1.00	1.00	1.00	1.00	1.00	1.00
Revenue Specialist	1.00	0.00	1.00	0.00	1.00	0.00
Total Full-Time Equivalent (FTEs)	23.00	20.00	23.00	20.00	23.00	20.00

019.2

FY09 & FY10 DRAFT FINAL BUDGET
 Authorized and Funded Personnel - Full Time Equivalent (FTE)
 Bus Operators - 3300

Position Title	Authorized FY 08	Funded FY 08	Authorized FY 09	Funded FY 09	Authorized FY 10	Funded FY 10
Bus Operators	182.00	158.00	182.00	159.50	182.00	158.00
Total Full-Time Equivalentents (FTEs)	182.00	158.00	182.00	159.50	182.00	158.00

119.2

FY09 & FY10 DRAFT FINAL BUDGET
 Authorized and Funded Personnel - Full Time Equivalent (FTE)
 Fleet Maintenance - 4100

Position Title	Authorized FY 08	Funded FY 08	Authorized FY 09	Funded FY 09	Authorized FY 10	Funded FY 10
Fleet Maintenance Manager	1.00	1.00	1.00	1.00	1.00	1.00
Fleet Maint Supervisor	2.00	2.00	2.00	2.00	2.00	2.00
Lead Mechanic	6.00	6.00	6.00	5.00	6.00	5.00
Mechanic III	4.00	4.00	4.00	4.00	4.00	4.00
Mechanic I - II	16.00	13.00	16.00	13.00	16.00	13.00
Body Repair Mechanic	1.00	0.00	1.00	0.00	1.00	0.00
Upholsterer I - II	1.00	1.00	1.00	1.00	1.00	1.00
Supervisor of Parts & Materials	1.00	1.00	1.00	1.00	1.00	1.00
Lead Parts Clerk	1.00	1.00	1.00	1.00	1.00	1.00
Parts Clerk	1.00	1.00	1.00	1.00	1.00	1.00
Receiving Parts Clerk	1.00	1.00	1.00	1.00	1.00	1.00
Buyer	1.00	1.00	1.00	1.00	1.00	1.00
Admin Assistant/Supervisor	1.00	0.00	1.00	0.00	1.00	0.00
Accounting Tech/Sr Acctng Tech	3.00	3.00	3.00	3.00	3.00	3.00
Administrative Clerk I	1.00	0.00	1.00	0.00	1.00	0.00
Vehicle Service Technician	2.00	2.00	2.00	2.00	2.00	2.00
Detailer	2.00	2.00	2.00	2.00	2.00	2.00
Vehicle Service Worker I - II	12.00	9.00	12.00	8.00	12.00	8.00
Total Full-Time Equivalents (FTEs)	57.00	48.00	57.00	46.00	57.00	46.00

7.612

**SANTA CRUZ METROPOLITAN TRANSIT DISTRICT
FY09 DRAFT FINAL CAPITAL BUDGET**

PROJECT/ACTIVITY	FEDERAL FUNDS	STATE/ OTHER FUNDS	DISTRICT FUNDS	TOTAL
<u>Grant-Funded Projects</u>				
1) MetroBase Maintenance Facility	\$ 752,084		\$ 2,853,320	\$ 3,605,404
2) MetroBase Operations Facility		\$ 4,404,019	\$ 5,000,000	\$ 9,404,019
Pacific Station Project	\$ 1,853,667	\$ 1,336,633		\$ 3,190,300
3) CNG Bus Conversions		\$ 3,410,000		\$ 3,410,000
Local Bus Replacement		\$ 3,372,932	\$ 200,000	\$ 3,572,932
H17 Bus Replacement		\$ 2,097,050	\$ 262,000	\$ 2,359,050
Advanced Traveller Information System		\$ 500,000		\$ 500,000
Trapeze Pass Interactive Voice Response System	\$ 75,200	\$ 18,800		\$ 94,000
Subtotal	<u>\$ 2,680,951</u>	<u>\$ 15,139,434</u>	<u>\$ 8,315,320</u>	<u>\$ 26,135,705</u>
<u>IT Projects</u>				
Replace Fleet & Facilities Maintenance Software		\$ 470,000		\$ 470,000
Upgrade District Phone System		\$ 100,000		\$ 100,000
GFI Data Warehouse Project: Phase I		\$ 65,000		\$ 65,000
Replace 4 Windows and 1 Sun Server		\$ 50,000		\$ 50,000
Trapeze Pass Customer Certification Software		\$ 46,000		\$ 46,000
ATP - Hastus Run Time Analysis Program - IT/OPS		\$ 19,264		\$ 19,264
Upgrade GFI software to System 7 Version 2		\$ 17,000		\$ 17,000
(2) Laptops (1) IT (1) Financial Analyst		\$ 4,500		\$ 4,500
FMLA Tracking Software		\$ 4,000		\$ 4,000
Portable Projector w/case		\$ 2,000		\$ 2,000
Subtotal		<u>\$ 777,764</u>	<u>\$ -</u>	<u>\$ 777,764</u>

7.21

Attachment C

**SANTA CRUZ METROPOLITAN TRANSIT DISTRICT
FY09 DRAFT FINAL CAPITAL BUDGET**

PROJECT/ACTIVITY	FEDERAL FUNDS	STATE/ OTHER FUNDS	DISTRICT FUNDS	TOTAL
<u>Facilities Repair & Improvements</u>				
Bus Camera Project		\$ 223,000		\$ 223,000
Facility Camera Security System		\$ 220,000		\$ 220,000
Bus Stop Improvements		\$ 190,000		\$ 190,000
Passenger Waiting Shelters - LNI (10)		\$ 70,000		\$ 70,000
Replace Roof - Watsonville Transit Center Main Building		\$ 50,000		\$ 50,000
Replace Dispatch Console		\$ 25,000		\$ 25,000
Patch, Reseal, and Restripe - Greyhound Lot		\$ 21,390		\$ 21,390
Digital ID Card Processing Equipment for Pacific Station		\$ 17,000		\$ 17,000
Patch, Reseal, Restripe - Cavallaro Transit Center (SVT)		\$ 7,550		\$ 7,550
Patch, Reseal, Restripe - Soquel Park & Ride Lot		\$ 5,650		\$ 5,650
Spare Posi/Lock - 105 Nozzle Assembly		\$ 1,208		\$ 1,208
Subtotal		<u>\$ 830,798</u>	<u>\$ -</u>	<u>\$ 830,798</u>
<u>Revenue Vehicle Replacement</u>				
Rebuild Bus Engines - 1998 Fleet		\$ 106,302		\$ 106,302
Subtotal		<u>\$ 106,302</u>	<u>\$ -</u>	<u>\$ 106,302</u>
<u>Non-Revenue Vehicle Replacement</u>				
Supervisor Vehicle - Hybrid		\$ 29,500		\$ 29,500
Subtotal		<u>\$ 29,500</u>	<u>\$ -</u>	<u>\$ 29,500</u>
<u>Maint Equipment</u>				
Replace Repeater for Davenport		\$ 15,000		\$ 15,000
Portable Steam Cleaner - Transit Center cleaning		\$ 11,207		\$ 11,207
Battery Powered Walk Behind Sweeper - Pacific Station		\$ 5,500		\$ 5,500
Wet/Dry Vac - Pacific Station, & other Metro facilities		\$ 1,400		\$ 1,400
Decelerometer w/printer		\$ 1,323		\$ 1,323
2000 Watt generator		\$ 1,200		\$ 1,200
Subtotal		<u>\$ 35,630</u>	<u>\$ -</u>	<u>\$ 35,630</u>

7.c2

**SANTA CRUZ METROPOLITAN TRANSIT DISTRICT
FY09 DRAFT FINAL CAPITAL BUDGET**

PROJECT/ACTIVITY	FEDERAL FUNDS	STATE/ OTHER FUNDS	DISTRICT FUNDS	TOTAL
<u>Office Equipment</u>				
Digital Cameras - Supervisors (12)		\$ 3,500		\$ 3,500
Subtotal		<u>\$ 3,500</u>	<u>\$ -</u>	<u>\$ 3,500</u>
<u>Admin Facility</u>				
¹⁾ Purchase & Renovation of Vernon Bldg		\$ 819,149	\$ 2,143,189	\$ 2,962,338
Subtotal		<u>\$ 819,149</u>	<u>\$ 2,143,189</u>	<u>\$ 2,962,338</u>
<u>TOTAL CAPITAL PROJECTS</u>	<u>\$ 2,680,951</u>	<u>\$ 17,742,077</u>	<u>\$ 10,458,509</u>	<u>\$ 30,881,537</u>

- ¹⁾ This amount represents the estimated spending for FY09
- ²⁾ Total estimated project cost is \$27,004,000. This amount represents the estimated spending for FY09. Advancing District funds in anticipation of reimbursement
- ³⁾ This is to convert the 22 remaining buses and will complete the \$6.8M Diesel to CNG Conversion project

7.03

**SANTA CRUZ METROPOLITAN TRANSIT DISTRICT
FY09 DRAFT FINAL CAPITAL BUDGET**

PROJECT/ACTIVITY	FEDERAL FUNDS	STATE/ OTHER FUNDS	DISTRICT FUNDS	TOTAL
CAPITAL PROGRAM FUNDING				
Federal Grants	\$ 2,680,951			\$ 2,680,951
State/Other Grants		\$ 14,387,235		\$ 14,387,235
State Security Bond Funds (1B)		\$ 443,000		\$ 443,000
Alternative Fuel Conversion Fund			\$ 462,000	\$ 462,000
State Transit Assistance (STA) Funding		\$ 2,911,842		\$ 2,911,842
District Reserves			\$ 9,996,509	\$ 9,996,509
TOTAL CAPITAL FUNDING	\$ 2,680,951	\$ 17,742,077	\$ 10,458,509	\$ 30,881,537

7.04

SANTA CRUZ METROPOLITAN TRANSIT DISTRICT

DATE: May 23, 2008

TO: Board of Directors

FROM: Leslie R. White, General Manager

SUBJECT: CONSIDERATION OF AUTHORIZATION ISSUES BEING CONSIDERED BY THE AMERICAN PUBLIC TRANSPORTATION ASSOCIATION AUTHORIZATION TASK FORCE REGARDING FEDERAL TRANSIT FUNDING.

I. RECOMMENDED ACTION

That the Board of Directors receive and review information with regard to the discussions taking place within the American Public Transportation Association Authorization Task Force.

II. SUMMARY OF ISSUES

- On September 30, 2009 the Safe, Accountable, Flexible, Efficient Transportation Equity Act- A Legacy for Users (SAFETEA-LU), the federal transportation authorization act expires.
- The American Public Transportation Association has appointed an Authorization Task Force to formulate a position for the transit industry for the next authorization cycle.
- When the SAFETEA-LU was passed there was a provision included that established a National Surface Transportation Policy and Revenue Study Commission (Commission).
- The Commission was established in SAFETEA-LU to address the funding shortfalls that were projected to occur in both the Highway and Mass transit Accounts of the Highway Trust Fund during the period of the SAFETEA-LU Authorization.
- In 2006 and 2007 the Commission held information-gathering hearings throughout the United States.
- In January 2008 the Commission issued a Final Report on a split vote (9-3). The Executive Summary of the Commission Report is attached to this Staff Report (Attachment B).
- The Commission Report recommended an increase in the fuel tax or equivalent going into the Trust Fund by an amount equal to forty cents by 2050. The current fuel tax is 18.4 cents. The Commission also recommended that the Highway and Transit Programs be reconstructed into 10 major policy programs.

- The Federal Highway and Transit funding programs have evolved in structure over a long period of time and are primarily funded from the Highway Trust Fund. However, both programs also contain discretionary funding components.
- The Federal Highway and Transit funding programs are primarily categorical formula based programs that use a variety of factors in the formulas for the distribution of funds. There are a total of 108 separate categories for funding in the combined programs. The funding structure for the Federal Transit Program is attached to this Staff Report (Attachment A).
- The policy that has driven the Highway and Transit program structure is based on the principle that formula funds provide support for routine support and maintenance and the discretionary funds offset the large “lumpy” capital needs.
- The APTA Authorization Task Force has held numerous meetings to develop policies, principles, and positions that will reflect the position of the transit agencies and businesses to the Congress for the next Authorization cycle.
- On May 3, 2008 the Authorization Task Force adopted three position papers and authorized the APTA staff to circulate them to the appropriate APTA Committees for review and comment. These position papers are attached to this Staff Report (Attachment C). It is anticipated that the position papers will receive final approval at the next meeting of the Task Force to be held on May 31, 2008.
- The information contained in this Staff Report and the attachments is designed to provide the Board of Directors with a status report regarding the progress in preparing for a new federal transit Authorizing Bill.

III. DISCUSSION

On September 30, 2009 the Safe, Accountable, Flexible, Efficient Transportation Equity Act- A Legacy for Users (SAFETEA-LU), the federal transportation authorization act expires. When the SAFETEA-LU was passed there was a provision included that established a National Surface Transportation Policy and Revenue Study Commission (Commission). The Commission was established in SAFETEA-LU to address the funding shortfalls that were projected to occur in both the Highway and Mass transit Accounts of the Highway Trust Fund during the period of the SAFETEA-LU Authorization. In 2006 and 2007 the Commission held information-gathering hearings throughout the United States. In January 2008 the Commission issued a Final Report on a split vote (9-3). The Executive Summary of the Commission Report is attached to this Staff Report (Attachment B). The Commission recommended an increase in the fuel tax or equivalent going into the Trust Fund by an amount equal to forty cents by 2050. The current fuel tax is 18.4 cents. The Commission Report recommended an increase in the fuel tax or equivalent going into the Trust Fund by an amount equal to forty cents by 2050. The current fuel tax is 18.4 cents. The Commission also recommended that the Highway and Transit Programs be reconstructed into 10 major policy programs.

The Federal Highway and Transit funding programs have evolved in structure over a long period of time and are primarily funded from the Highway Trust Fund. However, both programs also contain discretionary funding components. The Federal Highway and Transit funding programs are primarily categorical formula based programs that use a variety of factors in the formulas for the distribution of funds. There are a total of 108 separate categories for funding in the combined programs. The funding structure for the Federal Transit Program is attached to this Staff Report (Attachment A). The policy that has driven the Highway and Transit program structure is based on the principle that formula funds provide support for routine support and maintenance and the discretionary funds offset the large "lumpy" capital needs.

The American Public Transportation Association has appointed an Authorization Task Force to formulate a position for the transit industry for the next authorization cycle. The APTA Authorization Task Force has held numerous meetings to develop policies, principles, and positions that will reflect the position of the transit agencies and businesses to the Congress for the next Authorization cycle. On May 3, 2008 the Authorization Task Force adopted three position papers and authorized the APTA staff to circulate them to the appropriate APTA Committees for review and comment. These position papers are attached to this Staff Report (Attachment C). It is anticipated that the position papers will receive final approval at the next meeting of the Task Force to be held on May 31, 2008.

In representing METRO as a Member of the Authorization Task Force I have continued to express concern that the restructured federal Highway and Transit Programs suggested by the Commission could have the effect of directing funds to the major metropolitan areas at the expense of the smaller urban areas and the rural areas. My concerns have been well received by the Task Force Members and the policy papers that are attached to this Staff Report are reflective of those concerns.

The information contained in this Staff Report and the attachments is designed to provide the Board of Directors with a status report regarding the progress in preparing for a new federal transit Authorizing Bill.

IV. FINANCIAL CONSIDERATIONS

The Federal Transit Program provides approximately \$4.8 million to METRO annually in formula funds and approximately \$500,000 annually in earmarked discretionary funds. A five year Authorization Bill is anticipated to provide approximately \$45 million to METRO in financial support over the five years.

V. ATTACHMENTS

- Attachment A:** Summary of Federal Transit Funding programs.
- Attachment B:** Report of the National Revenue Study Commission.
- Attachment C:** APTA Position Papers regarding the Statement of National Purpose, the Authorization Principles, and the Finance Principles.

APTA PRIMER ON TRANSIT FUNDING
The Safe, Accountable, Flexible, Efficient Transportation
Equity Act: A Legacy for Users, and Other Related Laws,
FY 2004 Through FY 2009

February 8, 2008



**AMERICAN
PUBLIC
TRANSPORTATION
ASSOCIATION**

American Public Transportation Association
1666 K Street, N.W.
Suite 1100
Washington, DC 20006
(202) 496-4800

Vision Statement

Be the leading force in advancing public transportation.

Mission Statement

To strengthen and improve public transportation, APTA serves and leads its diverse membership through advocacy, innovation, and information sharing.

Policy on Diversity

APTA recognizes the importance of diversity for conference topics and speakers and is committed to increasing the awareness of its membership on diversity issues. APTA welcomes ideas and suggestions on how to strengthen its efforts to meet these important diversity objectives.

APTA PRIMER ON TRANSIT FUNDING
The Safe, Accountable, Flexible, Efficient Transportation
Equity Act: A Legacy for Users, and Other Related Laws,
FY 2004 Through FY 2009

February 8, 2008

published by

American Public Transportation Association

Michael S. Townes, Chair
Beverly A. Scott, PhD, First Vice Chair
Michael J. Scanlon, Secretary-Treasurer
Howard Silver, Immediate Past Chair

Vice Chairs

Richard J. Bacigalupo
Linda J. Bohlinger
Christopher P. Boylan
Flora M. Castillo
Thomas J. Costello

Joyce Olson Eleanor
Kim R. Green
Delon Hampton
Angela Iannuzziello
Jeanne Krieg

Hugh A. Mose
David Solow
Gary C. Thomas
Matthew O. Tucker

President

William W. Millar

Vice Presidents

Pamela L. Boswell
Arthur L. Guzzetti

Robert L. Healy, Jr.
C. Samuel Kerns
James P. LaRusch

Rosemary Sheridan
Kathy Waters

American Public Transportation Association
1666 K Street, N.W.
Suite 1100
Washington, DC 20006
TELEPHONE: (202) 496-4800
FAX: (202) 496-4322
WEB SITE: www.apta.com

8.a3

produced by

Policy Department

Arthur L. Guzzetti, Vice President-Policy	(202) 496-4814
Cynthia Bush Owens, Executive Assistant	(202) 496-4851
Robert Padgette, Director of Policy Development and Research	(202) 496-4827
John Neff, Senior Policy Researcher	(202) 496-4812
Christi Dawson, Statistician	(202) 496-4848
Richard A. Weaver, Project Manager-Planning and Programs	(202) 496-4809
Kylah Hines, Program Manager-Policy	(202) 496-4807
John Gaffney, Statistical Research Analyst	(202) 496-4817

Government Affairs Department

Robert L. Healy, Jr., Vice President-Government Affairs	(202) 496-4811
Paul Dean, Director-Government Relations	(202) 496-4887
Thomas A. Yedinak, Senior Legislative Representative	(202) 496-4865
Homer Carlisle, Legislative Representative	(202) 496-4810
Gayle Lake, Government Relations Policy Specialist	(202) 496-4860
TaNeesha Johnson, Government Relations Assistant	(202) 496-4892

written by

John Neff, Senior Policy Researcher

Material from *APTA Primer on Transit Funding, FY 2004 Through FY 2009* may be quoted or reproduced without obtaining the permission of the American Public Transportation Association.

Suggested Identification: American Public Transportation Association: *APTA Primer on Transit Funding, FY 2004 Through FY 2009*, Washington, DC, February 8, 2008.

8.94

APTA PRIMER ON TRANSIT FUNDING
The Safe, Accountable, Flexible, Efficient Transportation
Equity Act: A Legacy for Users, and Other Related Laws
FY 2004 Through FY 2009

TABLE OF CONTENTS

SAFE, ACCOUNTABLE, FLEXIBLE, EFFICIENT TRANSPORTATION EQUITY ACT: A LEGACY FOR USERS	8
Overview	8
Federal Transit Funding Law	8
TRANSIT FUNDING PROVISIONS OF SAFETEA-LU	9
Transit Authorization Levels	9
<ul style="list-style-type: none"> ● Grouping of Funding Programs: Formula, Capital Investment, and Other Programs ● <i>Table 1: Grouping of Funding Programs</i> ● Overall Authorization Levels ● <i>Table 2: SAFETEA-LU and TEA 21 Extension Acts Authorization Levels by Program</i> ● Guaranteed Funds 	
Transit Funding Sources	12
<ul style="list-style-type: none"> ● <i>Table 3: Mass Transit Account (MTA) Tax Rates and Revenues</i> ● <i>Table 4: SAFETEA-LU and TEA 21 Extension Act Transit Authorization Funding Sources</i> 	
Eligible Uses for Transit Funds	13
<ul style="list-style-type: none"> ● Eligible Capital Expenditures ● Other Eligible Expenditures ● Matching Ratios 	
Formula Funding Programs	14
<ul style="list-style-type: none"> ● Urbanized Area Formula Program, 49 USC 5307 ● <i>Table 5: Urbanized Area Formula Program Funding Levels</i> ● <i>Table 6: Estimated Amounts Available from Each Tier of the Urbanized Area Formula Program including Amounts from Growing States and High Density States Programs</i> ● [Rural] Other Than Urbanized Area Formula Program, 49 USC 5311 ● <i>Table 7: Other Than Urbanized Area Formula Program Funding Levels</i> ● Rural Transportation Assistance Program (RTAP), 49 USC 5311(b)(3) ● Transit on Indian Reservations, 49 U.S.C. 5311(c) ● <i>Table 8: Estimated Amounts Available for the Rural Formula Program including Amounts from the Growing States Program</i> ● Growing States and High Density States Formula Program, 49 USC 5340 ● <i>Table 9: Growing States and High Density States Formula Program Funding Levels</i> ● Elderly Individuals and Individuals with Disabilities Formula Program, 49 USC 5310 ● <i>Table 10: Elderly Individuals and Individuals with Disabilities Funding Levels</i> ● New Freedom Program, 49 USC 5317 ● <i>Table 11: New Freedom Funding Levels</i> ● Clean Fuels Formula Program, 49 USC 5308 ● <i>Table 12: Clean Fuels Formula Program Funding Levels</i> 	

8.a5

- **Alaska Railroad, 49 USC 5338(a)(1)(C)(i) and 5338(a)(2)(C)(i)**
- *Table 13: Alaska Railroad Funding Levels*
- **Alternative Transportation in Parks and Public Lands, 49 USC 5320**
- *Table 14: Alternative Transportation in Parks and Public Lands Funding Levels*
- **Over-the-Road Bus Accessibility Program, P.L. 105-178 Section 3038**
- *Table 15: Over-the-Road Bus Accessibility Funding Levels*

Capital Investment Programs 22

- *Table 16: Authorized Funding Shares of Total Capital Finding for New Starts and Extensions, Fixed Guideway Modernization, and Bus and Bus Facilities Capital Programs.*
- **Allocated Funding for Fixed-Guideway New Starts and Extensions, 49 USC 5309(m)(1)(B) [FY 2004], 49 USC 5309(m)(1)(A) [FY 2005], and 49 USC 5309(m)(2)(A) [FY 2006-2009]**
- *Table 17: New Starts and Extensions Funding Levels*
- *Table 18: Amounts Available for New Starts and Extensions and "Small" Starts*
- **Formula Funding for Fixed-Guideway Modernization, 49 USC 5309(m)(1)(A) [FY 2004], 49 USC 5309(m)(1)(B) [FY 2005], and 49 USC 5309(m)(2)(B) [FY 2006-2009]**
- *Table 19: Fixed-Guideway Modernization Funding Levels*
- *Table 20: Cumulative Fixed-Guideway Modernization Funding For Old and New Areas by Tier*
- **Allocated Funding for Bus and Bus Facility Capital, 49 USC 5309(m)(1)(C) [FY 2004-2005] and 49 USC 5309(m)(2)(C) [FY 2006-2009]**
- *Table 21: Bus Capital Funding (Excluding All Clean Fuels Takedown) Levels*
- *Table 22: Bus Capital Funding (Including Clean Fuels Funds from Formula Funds and from Bus and Bus Facility Capital Funds) Levels*
- **Alternatives Analysis, 49 USC 5339**
- *Table 23: Alternatives Analysis Funding Levels*
- **Clean Fuels, 49 USC 5308**

Other Transit Funding Programs 26

- **Planning, 49 USC 5305: 5303 Metropolitan Transportation Planning and 5304 Statewide Transportation Planning**
- *Table 24: Planning Funding Levels*
- *Table 25: Suballocated Planning Programs Funding Levels*
- **Research, 49 USC 5311(b)(3) Rural Transportation Assistance, 5313(a) Transit Cooperative Research, 5314 National Planning and Research, 5315 National Transit Institute, and 5506 University Centers**
- *Table 26: Research Funding Levels*
- *Table 27: Suballocated Research Programs Funding Levels*
- **Job Access and Reverse Commute, 49 USC 5316**
- *Table 28: Job Access and Reverse Commute Funding Levels*
- **University Transportation Research, 49 USC 5505**
- *Table 29: University Transportation Research Funding Levels*
- **National Transit Database, 49 USC 5335**
- *Table 30: National Transit Database Funding Levels*
- **Federal Transit Administration Operations, 49 USC 5334**
- *Table 31: Federal Transit Administration Operations Funding Levels*

Rescissions and Funding Changes in Appropriation Laws 30

- **FY 2004 Consolidated Appropriations Act, Reduction of Appropriations, P.L. 108-199**
- **FY 2005 Consolidated Appropriations Act, Reduction of Appropriations, P.L. 108-447**
- **FY 2006 Department of Defense Appropriations Act, P.L. 109-148**

DEPARTMENT OF HOMELAND SECURITY (DHS) AUTHORIZATIONS AND APPROPRIATIONS (NOT AUTHORIZED BY SAFETEA-LU)	32
<ul style="list-style-type: none"> • Department of Homeland Security Authorizations and Appropriations • <i>Table 32: Department of Homeland Security Funding Levels for Transit</i> 	
FLEXIBLE FUNDING FOR TRANSIT	33
Highway Funding Provisions	33
<ul style="list-style-type: none"> • Authorization Levels • Revenue Aligned Budget Authority, 23 USC 110 • <i>Table 33: Federal-Aid Highways Authorizations, Obligation Ceilings, and Guaranteed Funding Levels</i> 	
Flexibility of Highway Funds for Transit Uses	34
<ul style="list-style-type: none"> • Flexibility Provisions of Highway Programs • <i>Table 34: TEA 21 Highway Funds Directly and Indirectly Flexible to Transit Uses</i> • Highway Programs with Flexible or Transit Eligible Components: Congestion Mitigation and Air Quality Improvement Program (CMAQ); Surface Transportation Program (STP); National Highway System (NHS); Interstate Maintenance Program (IM); Bridge Program; and Minimum Guarantee • Historical Use of Flexible Funding Programs • <i>Table 35, Part 1: Amount of Flexible Funds Transferred to Transit Uses, FY 1992 - FY 2005</i> • <i>Table 35, Part 2: Percent of Flexible Funds Transferred to Transit Uses, FY 1992 - FY 2005</i> 	
APPENDIX ONE: GLOSSARY	38
APPENDIX TWO: HISTORICAL TIME LINE OF THE FEDERAL TRANSIT ACT AND OTHER LAWS AFFECTING PUBLIC TRANSPORTATION	40
APPENDIX THREE: SOURCES OF FURTHER INFORMATION	45
APPENDIX FOUR: TRANSIT PROGRAM HISTORICAL FUNDING LEVELS	47

**SAFE, ACCOUNTABLE, FLEXIBLE, EFFICIENT TRANSPORTATION EQUITY ACT:
A LEGACY FOR USERS**

OVERVIEW

The Safe, Accountable, Flexible, Efficient Transportation Equity Act: A Legacy for Users (SAFETEA-LU), Public Law (P.L.) 109-59, is the current authorizing law that establishes authority to appropriate General Revenues and to spend trust fund monies through limitations on obligations, for highways and transit, on an annual basis from Fiscal Year (FY) 2005 through FY 2009. SAFETEA-LU also modifies sections of the United States Code (USC) that specify how federal highway and transit programs are administered and modifies sections of the Internal Revenue Code of 1986 pertaining to the Highway Trust Fund (HTF) and tax benefits for travel to work. Although SAFETEA-LU was not enacted until August 10, 2005, the entire six-year period of FY 2004 through FY 2009 is treated herein as the "SAFETEA-LU period."

The multi-year authorization act that preceded SAFETEA-LU, the Transportation Equity Act for the 21st Century (TEA 21) was in effect through September 30, 2003. From October 1, 2003 through August 9, 2005 the federal transit and highway programs were authorized through 12 short-term extension acts. Those extension acts that applied to FY 2005 funding were reauthorized by SAFETEA-LU.

FEDERAL TRANSIT FUNDING LAW

This report describes funding provisions of SAFETEA-LU, extension acts to TEA 21, and related laws that provide for transit funding. Laws not related to funding and provisions of regulations are not described. Provisions of the following laws authorize and control transit funding:

- SAFETEA-LU authorizes the levels of transit and highway funding from FY 2005 through FY 2009 and describes the structure for newly created funding programs and changes to existing programs.
- TEA 21 extension acts extended the TEA 21 authorization period from October 1, 2003 through August 14, 2005. The TEA 21 extension acts authorized the transit program for FY 2004 but were superseded for FY 2005 by SAFETEA-LU when it became law on August 10, 2005.
- Title 49, Chapter 53 of the United States Code, Mass Transportation, contains the permanent provisions of law for administering the federal transit program. Some of those provisions are modified by SAFETEA-LU.
- Title 23 of the United States Code, Highways, contains the permanent provisions of law for administering the federal highway program. Some of those provisions are also altered by SAFETEA-LU.
- The Internal Revenue Code of 1986, Subtitle I, Trust Fund Code, contains provisions governing collection and use of motor fuel taxes for highway and transit programs. The Internal Revenue Code was extended and modified by SAFETEA-LU.
- Previous authorizing acts as indicated in the following text which contained provisions that have been continued in SAFETEA-LU but have not been codified in 49 USC.

Transit spending is also affected by annual budget and appropriation actions. Budget laws determine an overall level for transportation spending each year and appropriation laws specify the funding level for each transportation program and the purposes for which some funds may be used. Many other federal laws include provisions that affect the operation of transit services and govern the use of federal funds. These laws do not, however, provide funding for transit and are not described herein.

TRANSIT FUNDING PROVISIONS OF SAFETEA-LU

Transit agencies receive funds under the provisions of Title 49, Chapter 53, of the United States Code, as amended by SAFETEA-LU. Transit funds for FY 2004 were authorized by TEA 21 extension acts and from FY 2005 through FY 2009 by SAFETEA-LU. Each year new appropriation legislation must be passed to appropriate General Revenues that will fund transit programs and set an obligation limitation that allows expenditure of funds from the Mass Transit Account (MTA) of the Highway Trust Fund (HTF) for transit programs. SAFETEA-LU, however, provides guaranteed funds for appropriation each year as described below. TEA 21 extension acts did not guarantee funds because they were authorizing funds that had already been appropriated.

Transit funds are distributed through both formula and discretionary programs. After funds are appropriated, amounts that are available for states and urbanized areas under formula programs are published in an apportionment notice in the *Federal Register*. Amounts for allocated programs, including amounts earmarked in legislation or Congressional Committee Reports are also published in the *Federal Register*. Allocated program funds that are not earmarked or otherwise distributed by Congress are made available to the Federal Transit Administration (FTA) for distribution.

In order to obtain federal transit funds a government agency must submit a grant application to the FTA. When the grant is approved the funds are "granted" or obligated to that agency and the agency proceeds with its procurement process or receives reimbursement for expenditures that have already been made. Federal funds pay for a portion, termed the "federal share," of a project's costs. State or local funds, termed "matching funds," must also be expended on a project. Matching ratios are described in more detail in a following section.

TRANSIT AUTHORIZATION LEVELS

SAFETEA-LU, including TEA 21 extension acts, authorizes transit funding for FY 2004 through FY 2009 with TEA 21 extensions authorizing FY 2004 and SAFETEA-LU authorizing FY 2005 through FY 2009. The federal transit program is funded from two sources, (1) General Revenues of the U.S. government and (2) revenues credited to the Mass Transit Account (MTA) of the Highway Trust Fund. Funds were first available from the MTA in FY 1983 when the Motor Fuel Tax was increased to include a portion for transit uses.

Grouping of Funding Programs: Formula, Capital Investment, and Other Programs: The organization or grouping of funds was changed by SAFETEA-LU. Under TEA 21 and the previous authorization, the Intermodal Surface Transportation Efficiency Act of 1991 (ISTEA), some funding programs were grouped into a category called "Formula Programs," some into another category called "Capital Investment Programs," and others were treated individually and not included in either category. All "Formula Programs" were either distributed by formulas or were takedowns from the formula programs. "Capital Investment Programs" included all programs that came under 49 USC 5309, even though one of those, the Fixed-Guideway Modernization program, was distributed by formula.

From FY 1983 until ISTEA was enacted in 1991, MTA funds were authorized, appropriated, apportioned, obligated, and tracked separately from General Revenue funds. The MTA funded specific programs including discretionary capital programs, elderly and disabled individuals funding, planning, and section 9B, which was an apportionment to urbanized areas for capital purposes only.

ISTEA introduced the concept of a partially unitary authorization. Specific amounts of MTA funds were authorized for all discretionary programs and formula programs and specific amounts of General Revenue funds were authorized for the same discretionary programs and formula programs. Once appropriated, these funds could be used for any purpose allowed by the program for which they were appropriated except that MTA funds could not be used for operating assistance or Interstate Transfer grants. MTA and General Revenue funds were no longer tracked separately within programs funded from both sources so long as adequate General

Revenues were included in each program's total to fund any required use, such as operating assistance. TEA 21 further reduced the need to distinguish MTA funds and General Revenues. Eligible uses for MTA capital funds were redefined and guaranteed funds from both the MTA and General Revenues are provided for each transit program.

An interpretation by the Office of Management and Budget that trust fund amounts in mixed funding source programs, those which are funded from both trust funds and General Revenues, are considered outlaid when they are appropriated, led to a change in this procedure in SAFETEA-LU. The "scoring" or counting of MTA funds as outlaid as soon as they are appropriated reduced the accounting, but not the actual, balance of funds in the MTA which restricted some FTA actions. In order to fix this scoring problem, SAFETEA-LU, beginning in FY 2006, funds programs exclusively from either the MTA or General Revenues. Since the total amount of MTA

Table 1: Grouping of Funding Programs (Section numbers are 49 USC unless otherwise noted)

Programs as Grouped in TEA 21 Extensions and SAFETEA-LU for Authorization Amounts in FY 2004 and FY 2005, see 49 USC 5338(a)	Programs as Grouped in SAFETEA-LU for Authorization Amounts in FY 2006 - FY 2009, see 49 USC 5338(b)
Formula Programs: § 5307 Urbanized Area § 5308 Clean Fuels Formula § 5310 Elderly and Disabled § 5311 Rural Area § 5338(a)(2)(C)(i) Alaska Railroad § 3038 of TEA 21 Over-the Road Bus	Formula and Bus Grant Programs: § 5305 Planning § 5307 Urbanized Area § 5308 Clean Fuels Formula § 5309(m)(2)(B) Fixed-Guideway Modernization § 5309(m)(2)(C) Bus and Bus Facility Capital § 5310 Elderly and Disabled § 5311 Rural Area § 5311(b)(3) Rural Transportation Assistance Program § 5316 Job Access and Reverse Commute § 5317 New Freedom § 5320 Alternative Transportation in Parks § 5335 National Transit Database § 5339 Alternatives Analysis § 5340 Growing States and High Density States § 3038 of TEA 21 Over-the Road Bus
Capital Investment Programs: § 5308 Clean Fuels Capital Investment § 5309(m)(1)(A) Fixed-Guideway Modernization § 5309(m)(1)(B) New Starts § 5309(m)(1)(C) Bus and Bus Facility Capital § 5318 Bus Testing § 3015(b) of TEA 21 Fuel Cell Bus and Bus Facilities	Capital Investment Program: § 5309(m)(2)(A) New Starts
Planning Programs: § 5303 Metropolitan Planning § 5313 State Planning and Research	
Research Programs: § 5311(b)(2) Rural Transit Assistance Program § 5313(a) TCRP § 5314 National Planning and Research § 5315 National Transit Institute	Research and University Centers Programs: § 5313(a) TCRP § 5314(a)(2) Project Action § 5314(c) National Technical Assistance Center § 5315 National Transit Institute § 5312, 5313, 5314, 5322 National Research § 5506 University Centers
§ 3037 of TEA 21 Job Access and Reverse Commute	
§ 5317(b) University Transportation Research	
§ 5334 FTA Administration	§ 5334 FTA Administration

funds or General Revenues is authorized to be appropriated in only a few grouped amounts and each program is then funded from one of those grouped amounts, the organization or categories of the funding programs was changed to place programs together that would be funded from the MTA and place programs together that would be funded from General Revenues. This resulted in two former "Capital Investment" programs and some independently authorized programs being joined with the "Formula Programs" to form a new grouping called "Formula and Bus Grant" programs, all of which are funded entirely from the MTA. This new grouping is commonly referred to as Formula Programs which can lead to some confusion. Only one program, funded entirely from General Revenues, remained grouped under "Capital Investment." It should be noted that these groupings are solely for authorization of funds from specific sources and do not affect the location of programs or how they are treated in 49 USC. A comparison of the two grouping systems is shown on Table 1.

Overall Authorization Levels: Authorization levels under SAFETEA-LU and TEA 21 extension acts are shown on Table 2. The amounts for FY 2004 are amounts authorized under TEA 21 extension acts. The amounts for FY 2005 are those in SAFETEA-LU, which are equal to FY 2005 appropriation levels and are slightly less than

Table 2: SAFETEA-LU and TEA 21 Extension Acts Authorization Levels by Program (Millions of Dollars)

Program (a)	FY 2004 (b) (Millions)	FY 2005 (Millions)	FY 2006 (Millions)	FY 2007 (Millions)	FY 2008 (Millions)	FY 2009 (Millions)	Six-Year Total (Millions)
Total All Programs	7,309.0	7,646.3	8,622.9	8,974.8	9,730.9	10,338.1	52,622.0
Formula Programs Total	3,964.0	4,123.9	4,671.7	4,860.3	5,268.1	5,596.6	28,484.6
§ 5307 Urbanized Area	3,445.9	3,593.2	3,466.7	3,606.2	3,910.8	4,160.4	22,183.2
§ 5340 Growing States/High Density States	---	---	388.0	404.0	438.0	465.0	1,695.0
§ 5311 Rural Area	240.6	250.9	388.0	404.0	438.0	465.0	2,186.5
§ 5310 Elderly and Disabled	90.7	94.5	112.0	117.0	127.0	133.5	674.7
§ 5317 New Freedom	---	---	78.0	81.0	87.5	92.5	339.0
§ 5338(a)(2)(C) Alaska Railroad	4.8	4.8	---	---	---	---	9.7
§ 5308 Clean Fuels Formula	50.0	49.6	43.0	45.0	49.0	51.5	288.1
§ 3038 Over-the Road Bus	7.0	6.9	7.5	7.6	8.3	8.8	46.0
§ 5316 Job Access and Reverse Commute	125.0	124.0	138.0	144.0	156.0	164.5	851.5
§ 5320 Alternative Transportation in Parks	---	---	22.0	23.0	25.0	26.9	96.9
§ 5335 National Transit Database	---	---	3.5	3.5	3.5	3.5	14.0
§ 5339 Alternatives Analysis	---	---	25.0	25.0	25.0	25.0	100.0
§ 5309 Capital Investment Programs Total	3,137.5	3,312.1	3,716.3	3,869.5	4,197.8	4,459.8	22,692.9
Fixed-Guideway Modernization	1,206.5	1,204.7	1,391.0	1,448.0	1,570.0	1,666.5	8,486.7
New Starts Total	1,323.8	1,437.8	1,503.0	1,566.0	1,700.0	1,809.3	9,339.9
New Starts Less Than \$75 Million	---	---	---	200.0	200.0	200.0	600.0
New Starts \$75 Million or More	---	---	---	1,366.0	1,500.0	1,609.3	4,475.3
Bus and Bus Facilities	607.2	669.6	822.3	855.5	927.8	984.0	4,866.3
Planning Total	73.0	72.4	95.0	99.0	107.0	113.5	559.9
§ 5303 Metropolitan Transportation Planning	60.4	59.9	78.6	81.9	88.5	93.9	463.2
§ 5304 Statewide Transportation Planning	12.6	12.5	16.4	17.1	18.5	19.6	96.8
Research Total	59.0	60.6	58.0	61.0	65.5	69.8	373.8
§ 5311(b)(2) RTAP	5.3	5.2	In §5311	In §5311	In §5311	In §5311	10.5
§ 5313(a) TCRP	8.3	8.2	9.0	9.3	9.6	10.0	54.3
§ 5315 National Transit Inst.	4.0	4.0	4.3	4.3	4.3	4.3	25.2
§ 5314 National Research	35.5	37.2	37.7	40.4	44.6	48.5	243.9
§ 5506 University Centers	6.0	6.0	7.0	7.0	7.0	7.0	40.0
FTA Operations	75.5	77.4	82.0	85.0	92.5	98.5	510.9

(a) Structure based on appropriations for FY 2004 and FY 2005 as well as 49 USC; structure of authorization for FY 2006 to FY 2009 varies to accommodate need to fund specific programs from the Mass Transit Account or General Revenues in their entirety.

(b) Amounts from TEA 21 extension acts.

the amounts authorized in TEA 21 extension acts. Amounts for FY 2006 through FY 2009 are SAFETEA-LU amounts. For comparative purposes, the structure of Table 2 is consistent with program groupings for FY 2004 and FY 2005 as reported on Table 1.

Guaranteed Funds: All transit funds authorized by SAFETEA-LU are "guaranteed" to be appropriated in the year for which they are authorized at P.L. 109-59, Section 8001 through 8104. No funding under TEA 21 extension acts was guaranteed, but because funds had already been appropriated the amounts appropriated were actual funding and did not require a guarantee. The guarantee is a budgetary "firewall" between the guaranteed transit funds and other programs funded from the domestic discretionary budget at Sections 250 and 251 of Balanced Budget and Emergency Deficit Control Act of 1985 as amended. The guaranteed annual levels are already "paid for" under Congressional budgetary rules. Highway funds also have guaranteed levels. The guaranteed funds remain subject to budgetary and appropriations action, but because overall domestic budgetary caps are not in place any reduced amount of transit funding below guaranteed levels in budget or appropriation laws can be used to fund other programs. Under TEA 21, guaranteed funds that were not appropriated could not be used for other programs because overall domestic budgetary caps were in place at that time.

Funds are also protected by a U.S. House of Representatives Rule XXI, clause 3, which states that "It shall not be in order to consider a bill, joint resolution, amendment, or conference report that would cause limitation obligations to be below the level for any fiscal year set forth in section 8003 of the Safe, Accountable, Flexible, Efficient Transportation Equity Act: A Legacy for Users, as adjusted, for the highway category or the Mass Transit category, as applicable." Section 8003(b) of SAFETEA-LU sets these levels equal to the total amount authorized for transit, including General Revenues, for FY 2005 through FY 2009. It should be noted that House rules are reviewed, modified, and adopted every two years at the beginning of each new Congress and apply only to that Congress.

TRANSIT FUNDING SOURCES

Federal transit programs are funded from two sources, the Mass Transit Account (MTA) of the Highway Trust Fund (HTF) and from General Revenues of the Treasury, also called General Funds. Until FY 1983 all transit funding was from General Revenues. The Surface Transportation Assistance Act of 1982 (STAA) created the MTA as a separate account in the HTF for accrual of a portion of revenues from the federal motor fuel tax for transit uses. Motor fuel taxes for highways accrue to the Highway Account (HA) of the HTF. Funds from highway related excise taxes other than motor fuel taxes accrue only to the Highway Account.

The 1982 STAA specified that 1 cent of a 5 cents per gallon increase in the federal motor fuel tax would be deposited in the newly created MTA. Since then, 20 percent of each subsequent increase in the motor fuel tax has been deposited in the MTA. Currently, 15.5 percent of the total per gallon tax on gasoline and 11.7 percent of the total per gallon tax on diesel fuel are dedicated to the MTA. The annual per gallon tax rate, as well as the tax revenue, interest revenue, and total revenue accruing to the MTA are shown on Table 3. The tax rate shown is for January 1 of each year, but the tax rate normally changes on October 1, the beginning of the fiscal year. Inconsistent fluctuations in reported tax revenue have resulted from variations in accounting practice and do not necessarily reflect an actual change in motor fuel usage or fuel tax collections.

Until FY 1999, unexpended balances in the MTA drew interest revenue. Unexpended balances are created when the FTA obligates funds, that is, commits to fund an eligible transit project such as a bus garage, but does not actually pay for the project until it is completed. The unexpended balance is the money that has been accumulated to make that payment when it comes due. The unexpended balances were invested, by law, in federal securities. The interest received, however, was a paper exchange between General Revenues and the HTF. TEA 21 eliminated this investment for both the MTA and the HA beginning in FY 1999. From that time, only tax revenues have been credited to the HTF. Data for actual amounts collected for the MTA from tax revenues or interest payments are not reported until after the end of a fiscal year.

The amounts and percentages of transit funds authorized by SAFETEA-LU from the Mass Transit Account and General Revenues as well as the amounts appropriated from those sources are reported on Table 4.

Table 3: Mass Transit Account (MTA) Tax Rates and Revenues (Data from Federal Highway Administration Highway Statistics, annual)

Fiscal Year	Tax Rate (Cents per Gallon on January 1)	MTA Tax Revenue (Millions)	MTA Interest Revenue (Millions)	Total MTA Revenue (Millions)
1983	1.00 ¢	\$ 520	\$ 3	\$ 522
1984	1.00 ¢	1,236	89	1,325
1985	1.00 ¢	1,214	206	1,420
1986	1.00 ¢	1,113	283	1,395
1987	1.00 ¢	1,239	344	1,583
1988	1.00 ¢	1,277	384	1,661
1989	1.00 ¢	1,269	469	1,738
1990	1.00 ¢	1,395	581	1,977
1991	1.50 ¢	2,845	664	3,149
1992	1.50 ¢	1,070	746	1,816
1993	1.50 ¢	1,992	743	2,735
1994	1.50 ¢	2,008	684	2,691
1995	1.50 ¢	2,192	621	2,813
1996	2.00 ¢	2,617	665	3,282
1997	2.00 ¢	3,358	638	3,996
1998	2.86 ¢	3,487	839	4,326
1999	2.86 ¢	(a) 5,478	None	(a) 5,478
2000	2.86 ¢	(a) 4,673	None	(a) 4,673
2001	2.86 ¢	(a) 4,553	None	(a) 4,553
2002	2.86 ¢	(a) 4,621	None	(a) 4,621
2003	2.86 ¢	(a) 4,762	None	(a) 4,762
2004	2.86 ¢	(a) 4,926	None	(a) 4,926
2005	2.86 ¢	(a) 4,984	None	(a) 4,984
2006	2.86 ¢	(a) 4,838	None	(a) 4,838
2007	2.86 ¢	(a) 5,288	None	(a) 5,288
2008	2.86 ¢	(a) 5,307	None	(a) 5,307

(a) Amounts reported in Budget of the United States Government, annual.

Table 4: SAFETEA-LU and TEA 21 Extension Act Transit Authorization Funding Sources

Fiscal Year	Annual Amount by Funding Source			Annual Percent by Funding Source		
	Mass Transit Account	General Revenues	Total	Mass Transit Account	General Revenues	Total
	(Millions)	(Millions)	(Millions)	(Percent)	(Percent)	(Percent)
2004 (a)	5,847.2	1,461.8	7,309.0	80.00 %	20.00 %	100.00 %
2005	6,690.5	955.8	7,646.3	87.50 %	12.50 %	100.00 %
2006	6,979.9	1,643.0	8,622.9	80.95 %	19.05 %	100.00 %
2007	7,262.8	1,712.0	8,974.8	80.92 %	19.08 %	100.00 %
2008	7,872.9	1,858.0	9,730.9	80.91 %	19.09 %	100.00 %
2009	8,360.6	1,977.5	10,338.1	80.87 %	19.13 %	100.00 %

(a) Amounts from TEA 21 extension acts.

ELIGIBLE USES FOR TRANSIT FUNDS

Transit funds can be used for a variety of expenditures as defined in 49 USC 5302 and in other sections of 49 USC and authorizing laws that authorize individual spending programs. Eligible expenditures fall into two

general categories: capital expenditures, for which most federal funds may be used, and other expenditures which are limited to specific programs.

Eligible Capital Expenditures: 49 USC 5302(a)(1) defines which expenditures are eligible for capital funding grants. Eligible capital funding uses listed in 49 USC 5302 include:

- Acquisition or construction of transit facilities such as buildings, stations, and rights-of-way, payments for capital portion of rail trackage rights agreements, and costs associated with or incidental to these costs.
- Bus rehabilitation, bus remanufacturing, and overhauling rail rolling stock.
- Preventive maintenance.
- Some transit equipment and facility leases.
- Transit improvements that enhance economic development or incorporate private investment.
- Introduction of new technology through innovative or improved transit products.
- Provision of nonfixed route paratransit service in accordance with the Americans with Disabilities Act (up to ten percent of 49 USC 5307 apportionments only).
- Establishment of a debt service reserve to ensure timely payment on bonds for eligible projects.
- Mobility management, short-range planning and management activities to improve coordination among transit and other transportation service providers.

Other Eligible Expenditures: Expenditures for other than capital uses are authorized for specific programs. Some of these expenditures include:

- 49 USC 5307 apportionments for urbanized areas with populations of less than 200,000 persons can be used for operating expenditures.
- 49 USC 5311 apportionments for rural areas can be used for operating expenditures.
- Planning and research activities are funded from several programs.
- FTA operations costs and some non-capital costs for special programs such as Job Access and Reverse Commute are also funded by SAFETEA-LU.

Matching Ratios: Matching ratios are the percentages of project funding contributed by the federal government and by state and local governments including transit agencies. The normal matching ratio for any capital program is up to 80 to 20, or 80 percent federal and 20 percent state and local. In the case of New Starts projects, Congress and regulations have discouraged a federal match of more than 60 percent, although the statute permits an 80 percent match. For operating grants for small urbanized and rural areas and for the Job Access and Reverse Commute Program the ratio is up to 50 percent federal and 50 percent state and local.

The matching ratio applies only to the portion of a project funded jointly by federal and state and local governments. The portion of total project costs funded by the federal government is, in practice, often much less than the matching ratio allowed by law. For example, the federal share of all capital revenue for transit in FY 2003 was 39.9 percent, not 80 percent and the federal share of all operating revenue for transit in FY 2003 was 5.8 percent, not 50 percent. When state and local governments contribute more than their required minimum share for a capital grant, the grant is said to be "overmatched."

FORMULA FUNDING PROGRAMS

Formula funding includes different sets of programs grouped for different purposes as described above in "Grouping of Funding Programs: Formula, Capital Investment, and Other Programs". For this presentation nine programs are included as formula programs.

Urbanized Area Formula Program, 49 USC 5307: The Urbanized Area Formula Program was created in 1974 and revised into its current overall structure in 1982. Funds are apportioned to each of the 466 urbanized areas in the United States including Puerto Rico. An urbanized area is a contiguous urban area of 50,000 or more population that meets criteria administrated by the U.S. Bureau of Census. Urbanized areas are redefined and new urbanized areas created every ten years during the decennial census. Urbanized Area Formula funding levels are shown on Table 5.

Urbanized Area Formula Funds Eligible Uses: Urbanized area formula funds can be used for any capital expenditure defined in 49 USC 5302 (listed in "Eligible Uses for Transit Funds" above), planning, transit enhancements, operations in smaller urbanized areas as described below, and the purchase of "associated capital maintenance items," defined in 49 USC 5307(a)(1) to be items worth at least 1/2 of 1 percent of the value of the vehicle being repaired.

TEA 21 significantly changed the uses for which these funds could be expended, changes which are continued by SAFETEA-LU. Beginning in FY 1998 transit agencies in urbanized areas with populations of 200,000 or more could no longer use these funds for transit operating expenditures. Transit agencies in urbanized areas with populations of less than 200,000, however, are still allowed to use formula funds for operating expenditures. Beginning in FY 1998 urbanized area formula funds could also be used for preventive maintenance and up to ten percent of each area's apportionment could be used for operating costs associated with the provision of paratransit service required by the American's with Disabilities Act.

Table 5: Urbanized Area Formula Program Funding Levels (Thousands of Dollars)

Fiscal Year	Authorization	Final Appropriation	Fiscal Year	Authorization	Final Appropriation
2004	3,445,936	(a) 3,425,609	2007	3,606,175	3,606,175
2005	(b) 3,622,173	(c) 3,593,196	2008	3,910,843	3,910,843
2006	3,466,681	(d) 3,432,014	2009	4,160,365	

(a) Includes government-wide reduction in the FY 2004 Consolidated Appropriations Act, P.L. 108-199. See page 30.

(b) Authorization amount from extension acts, reauthorized at "Final Appropriation" level by SAFETEA-LU.

(c) Includes government-wide reduction in the FY 2005 Consolidated Appropriations Act, P.L. 108-447. See page 31.

(d) Includes government-wide reduction in the FY 2006 Department of Defense Appropriations Act, P.L. 109-148. See page 31.

Preventive maintenance permits the expenditure of funds for maintenance costs, including labor, for transit vehicles, facilities, and rights-of-way. A recipient for an urbanized area with a population of at least 200,000 is required to use at least 1 percent of the Urbanized Area Formula apportionment for transit enhancements as provided at 5307(d)(1)(K). Required transit enhancement expenditures can be made for a variety of purposes including: historic preservation, bus shelters, scenic beautification, public art, pedestrian access and walkways, bicycle access, access to parks, signage, and improved access for persons with disabilities.

Recipients are also required to spend at least 1 percent of their Urbanized Area Formula apportionment on security investments as provided at 49 USC 5307(d)(1)(J). Categories of expenditures that fulfill the required security project expenditure include: increased lighting, increased camera surveillance, emergency telephone lines, and other projects that increase security and safety.

Urbanized Area Formula Funds Recipients: Funds for urbanized areas over 200,000 population go directly to a "designated recipient" public agency selected by agreement of all appropriate government agencies in the urbanized area as required by the planning process at 49 USC 5303, 5304, and 5306. Funds for urbanized areas with populations less than 200,000 go to transit agencies through the state's governor.

Urbanized Area Formula Funds Distribution Method: Urbanized Area Formula funds are distributed by an apportionment to urbanized areas based on formulas. Although the formulas used to apportion Urbanized Area Formula funds are based on either fixed-guideway service data for fixed-guideway apportionments or bus service and census data for bus apportionments, the apportioned funds can be used for any mode. Funds that are apportioned to an area based on fixed-guideway data for light rail, for example, can be spent on bus projects or any other mode in the urbanized area. Funds from the "Growing States and High Density States Formula Program, 49 USC 5340" described below are also distributed as part of each Urbanized Area Formula Funds recipient's apportionment. Funds from 49 USC 5340 are a part of the Urbanized Area Formula apportionment of funds and are not differentiated from those funds in any way. An additional formula for Small Transit Intensive Cities was added under SAFETEA-LU effective in FY 2006. The formulas used for distribution of Urbanized Area Formula funds are:

(1) Bus Basic Funding for urbanized areas over 1,000,000 population: This formula apportions 40.311 percent of the Urbanized Area Formula appropriation in FY 2004 and FY 2005 and 39.908 percent beginning in FY 2006. The formula is 50 percent bus revenue vehicle miles, 25 percent urbanized area population, and 25 percent urbanized area population density weighted by population.

(2) Bus Basic Funding for urbanized areas from 200,000 to 1,000,000 population: This formula apportions 14.616 percent of the Urbanized Area Formula appropriation in FY 2004 and FY 2005 and 14.470 percent beginning in FY 2006. The formula is 50 percent bus revenue vehicle miles, 25 percent urbanized area population, and 25 percent urbanized area population density weighted by population.

(3) Bus Basic Funding for urbanized areas less than 200,000 population: This formula apportions 9.320 percent of the Urbanized Area Formula appropriation in FY 2004 and FY 2005 and 9.227 percent beginning in FY 2006. The formula is 50 percent urbanized area population and 50 percent urbanized area population density weighted by population.

(4) Bus Incentive Funding for urbanized areas over 200,000 population: This formula apportions 5.565 percent of the Urbanized Area Formula appropriation in FY 2004 and FY 2005 and 5.510 percent beginning in FY 2006. The formula is the number of bus passenger miles traveled multiplied by the number of bus passenger miles traveled per dollar of operating cost.

(5) Fixed-Guideway Basic Funding for urbanized areas over 200,000 population: This formula apportions 28.862 percent of the Urbanized Area Formula appropriation in FY 2004 and FY 2005 and 28.574 percent beginning in FY 2006. The formula is 60 percent fixed-guideway revenue vehicle miles and 40 percent fixed-guideway route miles. Urbanized areas over 750,000 population that have commuter rail operations receive a minimum of 0.75 percent of the apportionment from this formula.

(6) Fixed-Guideway Incentive Funding for urbanized areas over 200,000 population: This formula apportions 1.325 percent of the Urbanized Area Formula appropriation in FY 2004 and FY 2005 and 1.312 percent beginning in FY 2006. The formula is the number of fixed-guideway passenger miles traveled multiplied by the number of fixed-guideway passenger miles traveled per dollar of operating cost. Urbanized areas over 750,000 population that have commuter rail operations receive a minimum of 0.75 percent of the apportionment from this formula.

(7) New under SAFETEA-LU, a Small Transit Intensive Cities Formula funding: This formula apportions 1 percent of the Urbanized Area Formula appropriation beginning in FY 2006. Eligible urbanized areas are those with populations less than 200,000 which exceed the average value of "performance categories" for all urbanized areas with populations from 200,000 to 999,999. The six performance categories compared are (i) passenger miles traveled per vehicle revenue mile, (ii) passenger miles traveled per vehicle revenue hour, (iii) vehicle revenue miles per capita, (iv) vehicle revenue hours per capita, (v) passenger miles traveled per capita, and (vi) passengers per capita. The apportionment for a qualifying area is equal the number of performance categories for which that area qualifies divided by the total number of performance categories for which all urbanized areas in the size group qualify.

(8) Funds from the Growing States and High Density States Programs, 49 USC 5340: These funds are also distributed as a part of the Urbanized Area Formula apportionment. The amounts that result from 49 USC 5340 are not reported separately from amounts resulting from 49 USC 5307 in apportionments published in the Federal Register, but can be obtained by recipients from FTA regional offices. Distribution of these programs is described in a following section. Growing States and High Density States funds for urbanized areas are estimated to be approximately 84.4 percent of total funds for those programs, 68.8 percent of Growing States and 100.0 percent of High Density States, based on amounts funded in the FY 2006 apportionment of appropriations.

Estimated amounts distributed by each tier and total funding including Growing States and High Density States Funds are shown on Table 6. The amounts shown on Table 6 are before any takedown for Project Management Oversight.

Table 6: Estimated Amounts Available from Each Tier of the Urbanized Area Formula Program including Amounts from Growing States and High Density States Programs (Thousands of Dollars)

Formula Tier	FY 2004 (a)	FY 2005 (b,c)	FY 2006 (d)	FY 2007	FY 2008	FY 2009
Authorization Level						
Bus Basic Over 1,000,000 Population	1,389,097	1,460,140	1,383,484	1,439,154	1,560,741	1,660,320
Bus Basic 200,000 to 1,000,000 Population	503,663	529,422	501,629	521,813	565,899	602,005
Bus Basic Less Than 200,000 Population	321,161	337,587	319,864	332,735	360,846	383,869
Bus Incentive	191,777	201,586	191,003	198,688	215,474	229,222
Fixed-Guideway Basic	994,571	1,045,437	990,553	1,030,411	1,117,466	1,188,763
Fixed Guideway Incentive	45,666	48,002	45,482	47,312	51,309	54,583
Small Transit Intensive Cities	0	0	34,667	36,062	39,108	41,604
Subtotal without GS and HDS	3,445,937	3,622,173	3,466,681	3,606,175	3,910,843	4,160,365
Growing States - Approximate	0	0	133,466	138,969	150,159	159,952
High Density States - Approximate	0	0	194,000	202,000	219,000	232,500
Total Including Growing/High Density States	3,445,937	3,622,173	3,794,147	3,947,145	4,280,002	4,552,817
Appropriation Level						
Bus Basic Over 1,000,000 Population	1,380,902	1,448,459	1,369,650	1,439,154	1,560,741	
Bus Basic 200,000 to 1,000,000 Population	500,692	525,187	496,612	521,813	565,899	
Bus Basic Less Than 200,000 Population	319,267	334,886	316,665	332,735	360,846	
Bus Incentive	190,646	199,973	189,093	198,688	215,474	
Fixed-Guideway Basic	988,704	1,037,073	980,647	1,030,411	1,117,466	
Fixed Guideway Incentive	45,397	47,618	45,027	47,312	51,309	
Small Transit Intensive Cities	0	0	34,320	36,062	39,108	
Subtotal without GS and HDS	3,425,609	3,593,196	3,432,014	3,606,175	3,910,843	
Growing States - Approximate	0	0	132,131	138,969	150,159	
High Density States - Approximate	0	0	192,060	202,000	219,000	
Total Including Growing/High Density States	3,425,609	3,593,196	3,756,205	3,947,145	4,280,002	

(a) Includes government-wide reduction in the FY 2004 Consolidated Appropriations Act, P.L. 108-199. See page 31.

(b) Authorization amount from extension acts, reauthorized at "Final Appropriation" level by SAFETEA-LU.

(c) Appropriation includes government-wide reduction in the FY 2005 Consolidated Appropriations Act, P.L. 108-447. See page 31.

(d) Appropriation includes government-wide reduction in the FY 2006 Department of Defense Appropriations Act, P.L. 109-148. See page 31.

[Rural] Other Than Urbanized Area Formula Program, 49 USC 5311: These funds are apportioned to states for use in areas other than urbanized areas, normally referred to as "rural areas." This program is more commonly called the "rural formula program." Other Than Urbanized Area Formula Program funding levels are shown on Table 7.

Table 7: [Rural] Other Than Urbanized Area Formula Program Funding Levels (Thousands of Dollars)

Fiscal Year	Authorization	Final Appropriation	Fiscal Year	Authorization	Final Appropriation
2004	240,608	(a) 239,188	2007	404,000	404,000
2005	(b) 252,913	(c) 250,890	2008	438,000	438,000
2006	388,000	(d) 384,120	2009	465,000	

(a) Includes government-wide reduction in the FY 2004 Consolidated Appropriations Act, P.L. 108-199. See page 30.

(b) Authorization amount from extension acts, reauthorized at "Final Appropriation" level by SAFETEA-LU.

(c) Includes government-wide reduction in the FY 2005 Consolidated Appropriations Act, P.L. 108-447. See page 31.

(d) Includes government-wide reduction in the FY 2006 Department of Defense Appropriations Act, P.L. 109-148. See page 31.

8.917

The state governor may use these funds for any transit project in a rural area, that is, any area outside of an urbanized area. The funds may be used for capital purposes or operating purposes.

For FY 2004 and FY 2005 the entire program is apportioned by a formula based on the percentage that persons living outside of urbanized areas in each state is of the total of all persons living outside of urbanized areas in the United States. Beginning in FY 2006 only 80 percent of the program is distributed among the state based on population and the remaining 20 percent is distributed based on the percentage of land area outside of urbanized areas in each state is of the total of all land area outside of urbanized areas in the United States. Political units other than states such as Puerto Rico and U.S. Territories also receive funds except for the District of Columbia, which is entirely within an urbanized area. Distribution of funds within each state or other government unit is at the discretion of the governor.

The **Rural Transportation Assistance Program (RTAP), 49 USC 5311(b)(3)**, (also termed as the Rural Transit Assistance Program) also described below under Research Programs, is funded with a maximum of 2 percent takedown of 49 USC 5311 funds beginning in FY 2006. Formerly at 49 USC 5311(b)(2) and funded from Research funds in FY 2004 and FY 2005, RTAP apportions funds to states for research, technical assistance, training, and related support services to meet the needs of transit operators in rural areas.

A new SAFETEA-LU program, **Transit on Indian Reservations, 49 U.S.C. 5311(c)** is funded as a takedown from 49 USC 5311. The funds go to Indian Tribes for any purpose eligible under 49 USC 5311. The funds will be apportioned to Indian tribes rather than states, with the FTA developing apportionment criteria. This program is funded at \$8.0 million in FY 2006 growing to \$15.0 million in FY 2009 as reported on Table 8.

Beginning in FY 2006 additional funds from 49 USC 5340 Growing States Formula program are distributed through the Rural program. These funds are treated as if they were a part of the Rural program and are apportioned with the Rural program funds as a single apportionment. Distribution of this program is described in a following section. Growing States funds for rural areas are estimated to be approximately 31.2 percent of Growing States funds based on amounts funded in the FY 2006 apportionment of appropriations. The amount of Rural program funds including an estimated amount from the Growing States program is shown on Table 8.

Table 8: Estimated Amounts Available for the "Rural" Formula Program including Amounts from the Growing States Program (Thousands of Dollars)

Formula Tier	FY 2004 (a)	FY 2005 (b,c)	FY 2006 (d)	FY 2007	FY 2008	FY 2009
Authorization Level						
Basic Rural Formula Funds	240,608	252,913	372,240	385,920	417,240	440,700
RTAP Funds	0	0	7,760	8,080	8,760	9,300
Transit on Indian Reservations	0	0	8,000	10,000	12,000	15,000
<i>Subtotal without Growing States</i>	<i>240,608</i>	<i>252,913</i>	<i>388,000</i>	<i>404,000</i>	<i>438,000</i>	<i>465,000</i>
Growing States Funds - Approximate	0	0	60,534	63,031	68,841	72,548
Total Including Growing States - Approximate	240,608	252,913	448,534	467,031	506,841	537,548
Appropriation Level						
Rural Formula Funds	239,188	250,890	368,518	385,920	417,240	
RTAP Funds	0	0	7,682	8,080	8,760	
Transit on Indian Reservations	0	0	7,920	10,000	12,000	
<i>Subtotal without Growing States</i>	<i>239,188</i>	<i>250,890</i>	<i>384,120</i>	<i>404,000</i>	<i>438,000</i>	
Growing States Funds - Approximate	0	0	59,929	63,031	68,841	
Total Including Growing States - Approximate	239,188	250,890	444,049	467,031	506,841	

(a) Includes government-wide reduction in the FY 2004 Consolidated Appropriations Act, P.L. 108-199. See page 30.

(b) Authorization amount from extension acts, reauthorized at "Final Appropriation" level by SAFETEA-LU.

(c) Appropriation includes government-wide reduction in the FY 2005 Consolidated Appropriations Act, P.L. 108-447. See page 31.

(d) Appropriation includes government-wide reduction in the FY 2006 Department of Defense Appropriations Act, P.L. 109-148. See page 31.

Growing States and High Density States Formula Programs, 49 USC 5340: Growing States funds are apportioned through the Urbanized Area, 49 USC 5307, and "Rural" Other than Urbanized Area, 49 USC 5311, programs as part of the apportionments of those programs. High Density States funds are apportioned only through the Urbanized Area, 59 USC 5307 program. The Growing States and High Density States Formula Programs function as if they were additional tiers for the apportionment of Urbanized Area and Rural funds. The programs are newly created under SAFETEA-LU and are first effective in FY 2006. There are two distinct formulas, each distribution is one-half of the total appropriation for the combined programs as shown on Table 9.

Table 9: Growing States and High Density States Formula Program Funding Levels (Thousands of Dollars)

Formula Tier	FY 2004	FY 2005	FY 2006 (a)	FY 2007	FY 2008	FY 2009
Authorization Level						
Growing States Formula Program	No Program		194,000	202,000	219,000	232,500
High Density States Formula Program	No Program		194,000	202,000	219,000	232,500
Total 49 USC 5340 Formula Program	No Program		388,000	404,000	438,000	465,000
Appropriation Level						
Growing States Formula Program	No Program		192,060	202,000	219,000	
High Density States Formula Program	No Program		192,060	202,000	219,000	
Total 49 USC 5340 Formula Program	No Program		384,120	404,000	438,000	

(a) Appropriation includes government-wide reduction in the FY 2006 Department of Defense Appropriations Act, P.L. 109-148. See page 31.

The Growing States Formula Program, 49 USC 5340(c), receives 50 percent of the total funds for 49 USC 5340. Funds are apportioned among states based on population of each state forecast to 15 years beyond the most recent U.S. Census to the total forecast population for the United States. Subapportionments between rural areas and urbanized areas within each state are made based on population. For purposes of estimating funds in the preceding Urbanized Area and "Rural" Area section it is estimated that 68.8 percent of these funds will go to urbanized areas and 31.2 percent to rural areas based on amount of funding in the FY 2006 apportionment of appropriations. Apportionments of the urbanized area amount within a state to the individual urbanized areas in that state are also based on urbanized area population for the portion of each urbanized area in the state.

The High Density States Formula Program, 49 USC 5340(d), receives 50 percent of the total funds for 40 USC 5340. Funds are apportioned to states that have a population greater than 370 persons per square mile. Seven states currently have population densities exceeding that level: Massachusetts, Rhode Island, Connecticut, New York, New Jersey, Delaware, and Maryland. The apportionment for each state is equal to that state's share of the United States total of an amount calculated as follows: (1) the total land area in square miles of each state is multiplied by 370; (2) that amount is multiplied by the percentage of the state's population in urbanized areas as a portion of the state's total population, (3) the new amount is then subtracted from the population of the state in urbanized areas, and (4) this new amount is totaled for all states. Each state receives an apportionment based on its portion of the total for all states. Funds under this program are only distributed to urbanized areas.

Elderly Individuals and Individuals with Disabilities Formula Program, 49 USC 5310: These funds are apportioned to states, the District of Columbia, Puerto Rico, and U.S. territories using a formula based on elderly and disabled population. The funds may be distributed within each state to private non-profit corporations or associations providing mass transportation services for the elderly and disabled, or public bodies coordinating such service or providing service where no non-profit service is available. Funds may be used for capital equipment, contracted service, and state administrative costs. Program funding levels are shown on Table 10.

Table 10: Elderly Individuals and Individuals with Disabilities Funding Levels (Thousands of Dollars)

Fiscal Year	Authorization	Final Appropriation	Fiscal Year	Authorization	Final Appropriation
2004	90,653	(a) 90,118	2007	117,000	117,000
2005	(b) 95,289	(c) 94,527	2008	127,000	127,000
2006	112,000	110,880(d)	2009	133,500	

- (a) Includes government-wide reduction in the FY 2004 Consolidated Appropriations Act, P.L. 108-199. See page 30.
- (b) Authorization amount from extension acts, reauthorized at "Final Appropriation" level by SAFETEA-LU.
- (f) Includes government-wide reduction in the FY 2005 Consolidated Appropriations Act, P.L. 108-447. See page 31.
- (d) Includes government-wide reduction in the FY 2006 Department of Defense Appropriations Act, P.L. 109-148. See page 31.

New Freedom Program, 49 USC 5317: The New Freedom program provides formula funding for new transportation services and public transportation alternatives beyond those required by ADA to assist persons with disabilities. Funds are available for associated capital and operating costs. Newly created under SAFETEA-LU and effective in FY 2006, funding is apportioned using a formula based on the population of disabled people in a state, with 60 percent of the funds apportioned to urbanized areas with populations larger than 200,000, 20 percent to states for use in urbanized areas of fewer than 200,000 persons, and 20 percent to states for use in rural areas. Funds will be made available to transit systems and the states. The program contains language mandating coordination of transportation services with other federal human service programs. Beginning in FY 2007 projects must be included in a locally-developed human service coordinated transportation plan. New Freedom program funding levels are shown on Table 11.

Table 11: New Freedom Funding Levels (Thousands of Dollars)

Fiscal Year	Authorization	Final Appropriation	Fiscal Year	Authorization	Final Appropriation
2004	No Program		2007	81,000	81,000
2005	No Program		2008	87,500	87,500
2006	78,000	(a) 77,220	2009	92,500	

- (a) Includes government-wide reduction in the FY 2006 Department of Defense Appropriations Act, P.L. 109-148. See page 31.

Clean Fuels Formula Program, 49 USC 5308: The Clean Fuels program was newly created by TEA 21 to promote the change of motor bus propulsion systems to fuels that produce lower amounts of air pollutant emissions. Clean Fuels program funding levels are shown on Table 12.

Funds are provided for the purchase of clean fuels buses, which include buses fueled by compressed natural gas, liquefied natural gas, biodiesel fuels, batteries, alcohol-based fuels, hybrid electric, fuel cell, clean diesel, or other low or zero emissions technology. No more than 25 percent of annual grant funding can be used for clean diesel vehicles. Through FY 2005 the law provided for the apportionment of grant funds under a formula where transit agencies in air quality non-attainment areas were to apply for grants by January 1 of each year. In fact, however, these funds were transferred to the Bus and Bus Facilities Capital program during the appropriations process and allocated as part of the Bus Capital funds. Beginning in FY 2006 SAFETEA-LU makes the funds discretionary and distributes grants under the Bus Capital program.

Table 12: Clean Fuels Formula Program Funding Levels (Thousands of Dollars)

Fiscal Year	Authorization	Final Appropriation	Fiscal Year	Authorization	Final Appropriation
2004	50,000	(a) 49,710	2007	45,000	45,000
2005	(b) 50,000	(c) 49,600	2008	49,000	49,000
2006	43,000	(d) 42,570	2009	51,500	

- (a) Includes government-wide reduction in the FY 2004 Consolidated Appropriations Act, P.L. 108-199. See page 30.
- (b) Authorization amount from extension acts, reauthorized at "Final Appropriation" level by SAFETEA-LU.
- (c) Includes government-wide reduction in the FY 2005 Consolidated Appropriations Act, P.L. 108-447. See page 31.
- (d) Includes government-wide reduction in the FY 2006 Department of Defense Appropriations Act, P.L. 109-148. See page 31.

Clean Fuels Program funds were authorized in both the Formula Program and the Capital Investment Program through FY 2005, \$50 million from the formula program and \$50 million from the capital investment program each year from FY 1999 through FY 2004 and \$49.6 million from the formula program and \$49.6 million from the capital investment program in FY 2005 in SAFETEA-LU.

Alaska Railroad, 49 USC 5338(a)(1)(C)(i) and 5338(a)(2)(C)(i): Newly created by TEA 21, Alaska Railroad funds were authorized as a takedown from formula funds before apportionment of the urbanized area, rural, and elderly individuals and individuals with disabilities programs through FY 2005. The funds are for improvements to the Alaska Railroad's passenger operations and are administered under provisions of Section 5307, the Urbanized Area Formula Program. Funding levels are shown on Table 13.

The Alaska Railroad takedown is eliminated in SAFETEA-LU but the Alaska Railroad is made eligible to receive and have data counted for apportionment of Urbanized Area Formula funds beginning in FY 2006.

Table 13: Alaska Railroad Funding Levels (Thousands of Dollars)

Fiscal Year	Authorization	Final Appropriation	Fiscal Year	Authorization	Final Appropriation
2004	4,850	(a) 4,821	2007	No Program	
2005	(b) 4,850	(c) 4,811	2008	No Program	
2006	No Program		2009	No Program	

(a) Includes government-wide reduction in the FY 2004 Consolidated Appropriations Act, P.L. 108-199. See page 30.

(b) Authorization amount from extension acts, reauthorized at "Final Appropriation" level by SAFETEA-LU.

(c) Includes government-wide reduction in the FY 2005 Consolidated Appropriations Act, P.L. 108-447. See page 31.

Alternative Transportation in Parks and Public Lands, 49 USC 5320: SAFETEA-LU establishes a new program to develop public transportation in National Parks effective in FY 2006. The program is intended to improve mobility and reduce congestion and pollution. The Departments of Transportation and Interior will work cooperatively to develop and select capital or planning projects. Eligible areas are federally owned or managed parks, refuges, or recreational areas that are open to the general public, including National Park System areas, National Wildlife Refuge System areas, Bureau of Land Management recreational areas, Bureau of Reclamation recreation areas, and National Forest System areas.

Eligible projects include rolling stock that incorporates clean fuel technology; the deployment of alternative transportation vehicles that introduce innovative technologies or methods; capital costs of coordinating the Federal land management agency public transportation systems with other public transportation systems; nonmotorized transportation systems such as pedestrian, bicycle, and nonmotorized watercraft facilities; waterborne access within or in the vicinity of an eligible area; and any other alternative transportation project that meets requirements to enhance the environment and other standards. Funding levels for the program are shown on Table 14.

Table 14: Alternative Transportation in Parks and Public Lands Funding Levels (Thousands of Dollars)

Fiscal Year	Authorization	Final Appropriation	Fiscal Year	Authorization	Final Appropriation
2004	No Program		2007	23,000	23,000
2005	No Program		2008	25,000	25,000
2006	22,000	(a) 21,780	2009	26,900	

(a) Includes government-wide reduction in the FY 2006 Department of Defense Appropriations Act, P.L. 109-148. See page 31.

Over-the-Road Bus Accessibility Program, P.L. 105-178 Section 3038: Created by TEA 21, the name of the program was changed from Rural Transportation Accessibility Incentive (RTAI) to Over-the-Road Bus Accessibility by SAFETEA-LU. Over-the-Road Bus funds are provided for incremental costs of capital and training for complying with the requirements of the Americans with Disabilities Act. Grant recipients are selected

by the Federal Transit Administration based on a series of criteria that include need for service and commitment of the grant applicant.

The funds are authorized in two programs defined by type of carrier. Intercity, Fixed-Route Over-the-Road Bus Service grants are available for any regularly scheduled, relatively long distance service, using over-the-road type buses and Other Over-the-Road Bus Service grants are available for any service using over-the-road type buses including local fixed-route service, commuter service, and charter and tour service. Funding levels are shown for both RTAI programs on Table 15.

Table 15: Over-the-Road Bus Accessibility Funding Levels (Thousands of Dollars)

Fiscal Year	Authorization	Final Appropriation	Fiscal Year	Authorization	Final Appropriation
Intercity, Fixed-Route Over-the-Road Bus Service					
2004	5,250	(a) 5,219	2007	5,700	5,700
2005	(b) 5,250	(c) 5,208	2008	6,225	6,225
2006	5,625	(d) 5,569	2009	6,600	
Other Over-the-Road Bus Service					
2004	1,700	(a) 1,690	2007	1,900	1,900
2005	(b) 1,700	(c) 1,686	2008	2,075	2,075
2006	1,875	(d) 1,856	2009	2,200	
Total Over-the-Road Bus Accessibility Program					
2004	6,950	(a) 6,909	2007	7,600	7,600
2005	(b) 6,950	(c) 6,894	2008	8,300	8,300
2006	7,500	(d) 7,425	2009	8,800	

(a) Includes government-wide reduction in the FY 2004 Consolidated Appropriations Act, P.L. 108-199. See page 30.

(b) Authorization amount from extension acts, reauthorized at "Final Appropriation" level by SAFETEA-LU.

(c) Includes government-wide reduction in the FY 2005 Consolidated Appropriations Act, P.L. 108-447. See page 31.

(d) Includes government-wide reduction in the FY 2006 Department of Defense Appropriations Act, P.L. 109-148. See page 31.

CAPITAL INVESTMENT PROGRAMS

The Capital Investment Program provides funds for large projects that cannot be funded from a transit agency's formula apportionment. There are five capital investment programs: (1) Fixed-Guideway New Starts and Extensions, (2) Fixed-Guideway Modernization, and (3) Bus and Bus Facilities, which are in effect from FY 2004 through FY 2009; and the limited year programs (4) Alternatives Analysis from FY 2006 through FY 2009 and (5) Clean Fuels in FY 2004 and FY 2005. This is a categorization of capital programs based on 49 USC program provisions which differs from a categorization based on authorized amounts in 49 USC 5338(b). For an explanation of this contrast see "Grouping of Funding Programs: Formula, Capital Investment, and Other Programs" in an earlier section. The previous two authorization laws had specified capital program funding at 40 percent for Fixed-Guideway New Starts and Extensions, 40 percent for Fixed-Guideway Modernization, and 20 percent for Bus and Bus Facilities. SAFETEA-LU provides specific amounts for each year from FY 2006 through FY 2009 for these programs with the calculated authorized ratios shown on Table 16.

Table 16: Authorized Funding Shares of Total Capital Finding for New Starts and Extensions, Fixed Guideway Modernization, and Bus and Bus Facilities Capital Programs.

Formula Tier	FY 2004	FY 2005	FY 2006	FY 2007	FY 2008	FY 2009
Authorization Level						
New Starts and Extensions	40.00%	40.00%	40.44%	40.47%	40.50%	40.57%
Fixed-Guideway Modernization	40.00%	40.00%	37.43%	37.42%	37.40%	37.37%
Bus and Bus Facilities	20.00%	20.00%	22.13%	22.11%	22.10%	22.06%
Total Major Capital Programs	100.00%	100.00%	100.00%	100.00%	100.00%	100.00%

Allocated Funding for Fixed-Guideway New Starts and Extensions, 49 USC 5309(m)(1)(B) [FY 2004], 49 USC 5309(m)(1)(A) [FY 2005], and 49 USC 5309(m)(2)(A) [FY 2006-2009]: New Starts and Extensions funds provide the federal share of new fixed-guideway projects, either new systems or extensions to existing systems. New start projects have included busways and bus rapid transit, heavy rail systems, light rail systems, automated guideway transit systems, vintage trolleys, ferries, and commuter railroads.

New Start funds are allocated in annual appropriations law by earmarks. Projects eligible for funding in annual appropriations law are earmarked in the SAFETEA-LU authorization. New Starts and Extension projects authorized by SAFETEA-LU are listed in Appendix Three at the end of this document. Construction funding (not including planning, analysis, and other pre-construction funding) for New Start projects is generally provided only after the federal government reviews a project and enters into a contingent funding commitment known as a Full Funding Grant Agreement (FFGA). Alternative Analysis funding is also provided under a separate program described below beginning in FY 2006. New starts and extensions funding levels are shown on Table 17.

Table 17: New Starts and Extensions Funding Levels (Thousands of Dollars)

Fiscal Year	Authorization	Final Appropriation	Fiscal Year	Authorization	Final Appropriation
2004	1,323,794	(a) 1,315,984	2007	1,566,000	1,566,000
2005	(b) 1,449,425	(c) 1,437,830	2008	1,700,000	1,569,092
2006	1,503,000	(d) 1,487,970	2009	1,809,250	

- (a) Includes government-wide reduction in the FY 2004 Consolidated Appropriations Act, P.L. 108-199. See page 30.
- (b) Authorization amount from extension acts, reauthorized at "Final Appropriation" level by SAFETEA-LU.
- (c) Includes government-wide reduction in the FY 2005 Consolidated Appropriations Act, P.L. 108-447. See page 31.
- (d) Includes government-wide reduction in the FY 2006 Department of Defense Appropriations Act, P.L. 109-148. See page 31.

A takedown of funds reserved only for small starts is effective beginning in FY 2007. The provision, "Capital Investment Grants Less Than \$75,000,000" at 49 USC 5309(e), provides funding for smaller projects with a federal New Starts share of less than \$75 million, including streetcar, trolley, bus rapid transit if a substantial portion of the project operates in a separate right of way in a defined corridor dedicated for public transit use during peak hours or it has other characteristics of a fixed guideway system, and commuter rail projects. Individual Small Starts projects may not have a total cost of more than \$250 million, including the maximum of \$75 million in New Starts funds. Simplified procedures and criteria apply to the program. The program is funded with a \$200 million takedown from the New Starts apportionment annually beginning in FY 2007. Funding for "Regular" New Starts and "Small" Starts is compared on Table 18.

Table 18: Amounts Available for New Starts and Extensions and "Small" Starts (Thousands of Dollars)

Formula Tier	FY 2004	FY 2005 (a)	FY 2006	FY 2007	FY 2008	FY 2009
Authorization Level						
"Regular" New Starts and Extensions	1,323,794	1,449,425	1,503,000	1,366,000	1,500,000	1,609,250
"Small" Starts Less Than \$75 Million	0	0	0	200,000	200,000	200,000
Total New Starts and Extensions	1,323,794	1,449,425	1,503,000	1,566,000	1,700,000	1,809,250
Appropriation Level						
"Regular" New Starts and Extensions	1,315,984	1,437,830	1,487,970	1,366,000	---	
"Small" Starts Less Than \$75 Million	0	0	0	200,000	---	
Total New Starts and Extensions	1,315,984	1,437,830	1,487,970	1,566,000	1,569,092	

- (a) FY 2005 authorization amount from extension acts, reauthorized at "Final Appropriation" level by SAFETEA-LU.

Formula Funding for Fixed-Guideway Modernization, 49 USC 5309(m)(1)(A) [FY 2004], 49 USC 5309(m)(1)(B) [FY 2005], and 49 USC 5309(m)(2)(B) [FY 2006-2009]: The Fixed-Guideway Modernization program (also referred to as the rail modernization program) provides funds to modernize and rehabilitate fixed-guideway transit systems. Fixed-Guideway Modernization includes all fixed-guideway modes; exclusive

busways, trolley coach, and all types of rail transit. Fixed-Guideway Modernization funding levels are shown on Table 19.

Table 19: Fixed-Guideway Modernization Funding Levels (Thousands of Dollars)

Fiscal Year	Authorization	Final Appropriation	Fiscal Year	Authorization	Final Appropriation
2004	1,206,506	(a) 1,199,388	2007	1,448,000	1,448,000
2005	(b) 1,214,400	(c) 1,204,685	2008	1,570,000	1,570,000
2006	1,391,000	(d) 1,329,802	2009	1,666,500	

(a) Includes government-wide reduction in the FY 2004 Consolidated Appropriations Act, P.L. 108-199. See page 30.

(b) Authorization amount from extension acts, reauthorized at "Final Appropriation" level by SAFETEA-LU.

(c) Includes government-wide reduction in the FY 2005 Consolidated Appropriations Act, P.L. 108-447. See page 31.

(d) Includes government-wide reduction in the FY 2006 Department of Defense Appropriations Act, P.L. 109-148. See page 31.

Fixed-Guideway Modernization Formula Funds Recipients: Fixed-Guideway Modernization Formula Funds recipients are classified in two groups. The first group, called "Old Areas," includes eleven urbanized areas or subareas with older fixed-guideway systems built with no federal funding or incidental federal assistance. The Fixed-Guideway Modernization program was designed to bring these rail systems up to modern operational standards. The eleven areas are: Baltimore (commuter railroad only), Boston, Chicago/Northwestern Indiana, Cleveland, New Orleans, New York, Northeastern New Jersey, Philadelphia/Southern New Jersey, Pittsburgh, San Francisco, and Southwestern Connecticut.

The second group, called "New Areas," includes all areas with fixed-guideway systems at least seven years old that are not "Old Areas." New Areas first became eligible for Fixed-Guideway Modernization funds under ISTEA in 1992. The FY 2006 Fixed-Guideway Modernization apportionment included 48 new areas.

Fixed-Guideway Modernization Formula Funds Distribution Method: Funds are apportioned through a seven-tier formula. The tiers are funded in order in the appropriations process; any shortfall below authorized levels would be taken from the seventh tier first, then from the sixth tier, and then from subsequent tiers in reverse numerical order. Under SAFETEA-LU Fixed-Guideway Modernization funds decline from 40 percent of 49 USC 5309 Capital Investment appropriations in FY 2005 to 37.43 percent in FY 2006 and 37.37 percent in FY 2009.

Tier 1: The first \$497.7 million is distributed to the eleven Old Area recipients in the following fixed amounts: Baltimore \$8,372,000; Boston \$38,948,000; Chicago/Northwestern Indiana \$78,169,000; Cleveland \$9,509,500; New Orleans \$1,730,588; New York \$176,034,461; Northeastern New Jersey \$50,604,653; Philadelphia/Southern New Jersey \$58,924,764; Pittsburgh \$13,662,463; San Francisco \$33,989,571; and Southwestern Connecticut \$27,755,000.

Tier 2: Of the next \$70.0 million: \$35.0 million for the Old Areas listed in Tier 1 and \$35.0 million to all New Areas. Within the two groups funds are distributed using Urbanized Area Formula Fixed-Guideway Basic Tier factors.

Tier 3: Of the next \$5.7 million: Pittsburgh \$3,520,320; Cleveland \$611,610; New Orleans \$330,030; and \$1,238,040 distributed to New Areas using Urbanized Area Formula Fixed-Guideway Basic Tier factors.

Tier 4: The next \$186.6 million is to distributed to all areas, both Old Areas and New Areas, in a single calculation using Urbanized Area Formula Fixed-Guideway Basic Tier factors.

Tier 5: Of the next \$70.0 million: 65 percent or \$45.5 million for Old Areas and 35 percent or \$24.5 million for New Areas. Within the two groups funds are distributed using Urbanized Area Formula Fixed-Guideway Basic Tier factors.

Tier 6: Of the next \$50.0 million: 60 percent or \$30.0 million for Old Areas and 40 percent or \$20.0 million for New Areas. Within the two groups funds are distributed using Urbanized Area Formula Fixed-Guideway Basic Tier factors.

Tier 7: Of all remaining amounts appropriated: 50 percent to Old Areas and 50 percent to New Areas. Within the two groups funds are distributed using Urbanized Area Formula Fixed-Guideway Basic Tier factors.

Data Sources and Restrictions: Data for formula calculations are taken from the National Transit Database. Data only for route segments used to calculate FY 1997 apportionments are used for New Areas in Tiers 2 and 3 and for all areas in Tier 4 calculations. Data only for route segments at least seven years old before the fiscal year in which apportionments are made are used for calculations of Tiers 5 through 7. Funds that accrue to the Old Areas and New Areas are shown for each tier and cumulatively on Table 20.

Table 20: Cumulative Fixed-Guideway Modernization Funding for Old and New Areas by Tier

Tier	Total Funding		Funding For Tier				Cumulative Funding			
	in Tier Only (Millions)	Cumulative End of Tier (Millions)	Old Areas		New Areas		Old Areas		New Areas	
			Dollars (Millions)	Percent of Total	Dollars (Millions)	Percent of Total	Dollars (Millions)	Percent of Total	Dollars (Millions)	Percent of Total
1	497.7	497.7	497.7	100.0%	0.0	0.0%	497.7	100.0%	0.0	0.0%
2	70.0	567.7	35.0	50.0%	35.0	50.0%	532.7	93.8%	35.0	6.2%
3	5.7	573.4	4.5	78.3%	1.2	21.7%	537.2	93.7%	36.2	6.3%
4 (note a)	186.6	760.0	146.8	78.7%	39.8	21.3%	684.0	90.0%	76.0	10.0%
5	70.0	830.0	45.5	65.0%	24.5	35.0%	729.5	87.9%	100.5	12.1%
6	50.0	880.0	30.0	60.0%	20.0	40.0%	759.5	86.3%	120.5	13.7%
7 (note b)	769.8	1,649.8 (c)	384.9	50.0%	384.9	50.0%	1,144.4	69.4%	505.5	30.6%

(a) Using percentage distribution calculated from FY 2005 apportionment data.

(b) At authorized funding level for FY 2009.

(c) \$1,666.5 authorization level for FY 2009 minus 1.0 percent Project Management Oversight takedown. Additional appropriations above this amount would continue to be distributed under the provisions of Tier 7.

Allocated Funding for Bus and Bus Facility Capital, 49 USC 5309(m)(1)(C) [FY 2004-2005] and 49 USC 5309(m)(2)(C) [FY 2006-2009]: The Bus and Bus Facility Capital program provides funds to purchase buses and bus related equipment including the construction of maintenance and other facilities. TEA 21 extensions included an annual takedown of \$50 million for the Clean Fuel program in FY 2003 and FY 2004. Clean Fuels funding is described in the Clean Fuels program under Formula Funding Programs.

Table 21: Bus Capital Funding (EXCLUDING ALL CLEAN FUELS FUNDS) Levels (Thousands of Dollars)

Fiscal Year	Authorization	Final Appropriation	Fiscal Year	Authorization	Final Appropriation
2004	557,200	(a) 573,795	2007	855,500	855,500
2005	(b) 625,000	(c) 620,000	2008	927,750	(e) 823,053
2006	822,250	(d) 814,028	2009	984,000	

(a) Includes government-wide reduction in the FY 2004 Consolidated Appropriations Act, P.L. 108-199 and transfer of \$20 million (reduced to \$19,882 million) from the Job Access and Reverse Commute Program to the Capital Investment Program for Bus Capital. See page 30.

(b) Authorization amount from extension acts, reauthorized at "Final Appropriation" level by SAFETEA-LU.

(c) Includes government-wide reduction in the FY 2005 Consolidated Appropriations Act, P.L. 108-447. See page 31.

(d) Includes government-wide reduction in the FY 2006 Department of Defense Appropriations Act, P.L. 109-148. See page 31.

(e) Includes rescission in the FY 2008 Consolidated Appropriations Act, P.L. 110-161. See page 31.

Neither the \$50 million Formula Clean Fuels nor the \$50 million Bus Capital Clean Fuels amounts for FY 2004 and FY 2005 are included with Bus and Bus Facility funding levels shown on Table 21, but both are included

with Bus and Bus Facility funding levels shown on Table 22. Since FY 1993 almost the entire bus capital appropriation has been earmarked during the appropriation process. SAFETEA-LU includes authorization earmarks for approximately one-half of bus capital funds for FY 2006 through FY 2009. Bus earmarks are listed in Appendix Four.

Table 22: Bus Capital Funding (INCLUDING CLEAN FUELS FUNDS FROM FORMULA FUNDS AND FROM BUS AND BUS FACILITY CAPITAL FUNDS) Levels (Thousands of Dollars)

Fiscal Year	Authorization	Final Appropriation	Fiscal Year	Authorization	Final Appropriation
2004	657,200	(a) 673,205	2007	900,500	900,500
2005	(b) 725,000	(c) 719,200	2008	976,750	(e) 872,053
2006	865,250	(d) 838,990	2009	1,035,500	

- (a) Includes government-wide reduction in the FY 2004 Consolidated Appropriations Act, P.L. 108-199 and transfer of \$20 million (reduced to \$19.882 million) from the Job Access and Reverse Commute Program to the Capital Investment Program for Bus Capital. See page 30.
- (b) Authorization amount from extension acts, reauthorized at "Final Appropriation" level by SAFETEA-LU.
- (c) Includes government-wide reduction in the FY 2005 Consolidated Appropriations Act, P.L. 108-447. See page 31.
- (d) Includes government-wide reduction in the FY 2006 Department of Defense Appropriations Act, P.L. 109-148. See page 31. Only \$24.962 million in Clean Fuels Formula Funds were transferred to Bus Capital Funding.
- (e) Includes rescission in the FY 2008 Consolidated Appropriations Act, P.L. 110-161. See page 31.

Alternatives Analysis, 49 U.S.C. 5339: A new Alternatives Analysis program provides \$25 million annually beginning in FY 2006 for new fixed guideway investment alternatives analyses. Earmarks are included for FY 2006 and FY 2007 and are shown in Appendix Three. Alternatives Analysis funding levels are shown on Table 23.

Table 23: Alternatives Analysis Funding Levels (Thousands of Dollars)

Fiscal Year	Authorization	Final Appropriation	Fiscal Year	Authorization	Final Appropriation
2004	No Program		2007	23,000	23,000
2005	No Program		2008	25,000	(b) 24,691
2006	22,000	(a) 21,780	2009	26,900	

- (a) Includes government-wide reduction in the FY 2006 Department of Defense Appropriations Act, P.L. 109-148. See page 31.
- (b) Includes rescission in the FY 2008 Consolidated Appropriations Act, P.L. 110-161. See page 31.

Clean Fuels, 49 USC 5308: Clean Fuels program funds are authorized in both the Formula program for FY 2004 through FY 2009 and the Capital Investment program for FY 2004 and FY 2005. A description of the program is included in the preceding section about Formula programs.

OTHER TRANSIT FUNDING PROGRAMS

The Federal Transit Administration administers several other funding programs authorized by 49 USC and other legislation.

Planning, 49 USC 5305: A new section 5305 created in SAFETEA-LU contains general provisions applicable to planning programs for both transit and highways but continues the current division of planning authorization between Metropolitan Planning and Statewide Planning. The law requires the Federal Transit Administration and Federal Highway Administration to issue final planning regulations by August 10, 2006. Total Planning funding levels are shown on Table 24. Grants may be awarded to States, authorities of the States, metropolitan planning organizations, and local governmental authorities, and agreements may be made with other departments, agencies, or instrumentalities of government to develop transportation plans and programs, plan, engineer, design, and evaluate a public transportation project; and conduct technical studies relating to public transportation. Eligible activities include studies related to management, planning, operations, capital requirements, and economic feasibility, evaluation of previously financed projects, peer reviews and exchanges of technical data, information, assistance, and related activities in support of planning and environmental

analyses among metropolitan planning organizations and other transportation planners, and other similar and related activities preliminary to and in preparation for constructing, acquiring, or improving the operation of facilities and equipment.

Table 24: Planning Funding Levels (Thousands of Dollars)

Fiscal Year	Authorization	Final Appropriation	Fiscal Year	Authorization	Final Appropriation
2004	73,000	(a) 72,569	2007	99,000	99,000
2005	(b) 73,000	(c) 72,416	2008	107,000	107,000
2006	95,000	(d) 94,500	2009	113,500	

(a) Includes government-wide reduction in the FY 2004 Consolidated Appropriations Act, P.L. 108-199. See page 30.

(b) Authorization amount from extension acts, reauthorized at "Final Appropriation" level by SAFETEA-LU.

(c) Includes government-wide reduction in the FY 2005 Consolidated Appropriations Act, P.L. 108-447. See page 31.

(d) Includes government-wide reduction in the FY 2006 Department of Defense Appropriations Act, P.L. 109-148. See page 31.

The Metropolitan Transportation Planning Program, 49 USC 5303, apportions funds to states for distribution to Metropolitan Planning Organizations (MPOs) in urbanized areas. All provisions for Metropolitan Planning are consolidated in a new section 5303 under SAFETEA-LU. There is a requirement for separate transportation plans and transportation improvement programs. The Long Range Transportation Plan and the Transportation Improvement Program are to be updated every four years. Provisions regarding Transportation Management Areas (TMAs) are included in the metropolitan transportation planning section. Metropolitan Planning Organizations (MPOs) are encouraged to consult or coordinate with planning officials responsible for other types of planning activities affected by transportation. Safety and security are new factors to be included in metropolitan planning. In developing a Long Range Transportation Plan, MPOs will be required to include transit agencies in making funding estimates; consult with state and local agencies responsible for land use management, natural resources, environmental protection, conservation, and historic preservation; and have a participation plan that provides reasonable opportunities for all parties' comments. TMAs must be certified every four years. Program updates of state or MPO plans shall reflect these changes by July 1, 2007. Funds for the Metropolitan Transportation Planning Program are shown on Table 25.

The Statewide Transportation Planning Program, 49 USC 5304, apportions funds to states for planning purposes. SAFETEA-LU consolidates statewide planning requirements in a new section 5304. States are allowed to enter into agreements for the purpose of planning cooperation and coordination for projects with multi-State implications. States must consider the economic vitality for rural areas as well as urbanized areas in statewide transportation planning. The Statewide Transportation Improvement Program (STIP) must be updated every four years. Safety and security are factors to be included in statewide planning. Funds for the Statewide Transportation Planning Program are shown on Table 25.

Table 25: Suballocated Planning Programs Funding Levels (Thousands of Dollars)

Suballocated Program	FY 2004	FY 2005	FY 2006	FY 2007	FY 2008	FY 2009
Authorization						
Metropolitan Transportation Planning	60,386	(b) 60,386	78,584	81,893	88,510	93,887
Statewide Transportation Planning	12,614	(b) 12,614	16,416	17,107	18,490	19,613
Final Appropriation Level						
Metropolitan Transportation Planning	(a) 60,029	(c) 59,903	(d) 77,798	81,893	88,510	
Statewide Transportation Planning	(a) 12,540	(c) 12,513	(d) 16,252	17,107	18,490	

(a) Includes government-wide reduction in the FY 2004 Consolidated Appropriations Act, P.L. 108-199. See page 30.

(b) Authorization amount from extension acts, reauthorized at "Final Appropriation" level by SAFETEA-LU.

(c) Includes government-wide reduction in the FY 2005 Consolidated Appropriations Act, P.L. 108-447. See page 31.

(d) Includes government-wide reduction in the FY 2006 Department of Defense Appropriations Act, P.L. 109-148. See page 31.

Research, 49 USC 5311(b)(3), 5313(a), 5314, 5315, and 5506: Research authorizations include funding for five programs for all or part of the FY 2004 through FY 2009 period. Three programs are in effect for the entire FY 2004 through FY 2009 period: 49 USC 5313(a) Transit Cooperative Research Program (TCRP), 49 USC 5314 National Planning and Research Programs, and 49 USC 5315 National Transit Institute; one program is in effect only in FY 2004 and FY 2005: 49 USC 5311(b)(2) Rural Transportation Assistance Program; and one program is only in effect only from FY 2006 through FY 2009: 49 USC 5506 University Centers. Combined funding levels for all research programs are shown on Table 26. The suballocation of research funds is shown on Table 27.

Table 26: Research Funding Levels (Millions of Dollars)

Fiscal Year	Authorization	Final Appropriation	Fiscal Year	Authorization	Final Appropriation
2004	53,000	(a) 52,687	2007	61,000	61,000
2005	(b) 55,000	(c) 54,560	2008	65,500	65,363
2006	58,000	(d) 77,448	2009	69,750	

- (a) Includes government-wide reduction in the FY 2004 Consolidated Appropriations Act, P.L. 108-199. See page 30.
- (b) Authorization amount from extension acts, reauthorized at "Final Appropriation" level by SAFETEA-LU.
- (c) Includes government-wide reduction in the FY 2005 Consolidated Appropriations Act, P.L. 108-447. See page 31.
- (d) Includes government-wide reduction in the FY 2006 Department of Defense Appropriations Act, P.L. 109-148. See page 31.

The Rural Transportation Assistance Program (RTAP), 49 USC 5311(b)(2) in FY 2004 and FY 2005 (becomes 49 USC 5311(b)(3) beginning in FY 2006), (also termed the Rural Transit Assistance Program) apportions funds to states for research, technical assistance, training, and related support services to meet the needs of transit operators in rural areas. Beginning in FY 2006, the RTAP program is funded from a maximum of 2 percent of the 49 USC 5311 "Rural" program and is listed in authorizations for that program in a previous section.

Transportation Cooperative Research Program (TCRP), 49 USC 5313(a), funds are used for national transit research, development, and technology transfer activities.

The National Planning and Research Program (NPR), 49 USC 5314, distributes funds for planning, technical studies and assistance, demonstrations, management training, research, special demonstration initiatives, and other special programs.

Table 27: Suballocated Research Programs Funding Levels (Thousands of Dollars)

Suballocated Program	FY 2004	FY 2005	FY 2006	FY 2007	FY 2008	FY 2009
Authorization						
Rural Transportation Assistance Program	5,250	(b) 5,250	Funded in 49 USC 5311			
Transit Cooperative Research Program	8,250	(b) 8,250	9,000	9,300	9,600	10,000
National Transit Institute	4,000	(b) 4,000	4,300	4,300	4,300	4,300
University Centers	Separate Program		7,000	7,000	7,000	7,000
National Planning and Research	35,500	(b) 37,500	37,700	40,400	44,600	48,450
Final Appropriation Level						
Rural Transportation Assistance Program	(a) 5,219	(c) 5,208	Funded in 49 USC 5311			
Transit Cooperative Research Program	(a) 8,201	(c) 8,184	(d) 8,910	9,300	9,300	
National Transit Institute	(a) 3,976	(c) 3,968	(d) 4,257	4,300	4,300	
University Centers	Separate Program		(d) 6,930	7,000	7,000	
National Planning and Research	(a) 35,291	(c) 37,200	(d) 54,351	40,400	44,763	

- (a) Includes government-wide reduction in the FY 2004 Consolidated Appropriations Act, P.L. 108-199. See page 30.
- (b) Authorization amount from extension acts, reauthorized at "Final Appropriation" level by SAFETEA-LU.
- (c) Includes government-wide reduction in the FY 2005 Consolidated Appropriations Act, P.L. 108-447. See page 31.
- (d) Includes government-wide reduction in the FY 2006 Department of Defense Appropriations Act, P.L. 109-148. See page 31.

The National Transit Institute (NTI), 49 USC 5315, conducts educational and training programs for transit and other government employees.

The University Centers Program, 49 USC 5506, funds transportation research, disseminate the results of that research, and provides transportation related training. Section 5506 includes that part of 49 USC 5505 University Transportation Research program that had been funded from transit authorizations prior to FY 2006. 49 USC 5505 is listed separately below.

Job Access and Reverse Commute, 49 USC 5316: The Job Access and Reverse Commute Program funds the capital and operating costs of equipment, facilities, and associated capital maintenance items related to providing access to jobs, promoting transit use by workers with non-traditional work schedules, promoting the use of vouchers by appropriate agencies, the purchase or lease of vehicles for shuttle service at suburban locations, costs associated with adding reverse commute service or to otherwise facilitate transportation to suburban job opportunities, and promoting the use of employee provided transportation and transit pass benefits. Planning and coordination activities are not eligible. Program funding levels are shown on Table 28.

Table 28: Job Access and Reverse Commute Funding Levels (Thousands of Dollars)

Fiscal Year	Authorization	Final Appropriation	Fiscal Year	Authorization	Final Appropriation
2004	125,000	(a) 104,380	2007	144,000	144,000
2005	(b) 125,000	(c) 124,000	2008	156,000	156,000
2006	138,000	(d) 136,620	2009	164,500	

(a) Includes government-wide reduction in the FY 2004 Consolidated Appropriations Act, P.L. 108-199 and transfer of \$20 million (reduced to \$19.882 million) from the Job Access and Reverse Commute Program to the Capital Investment Program for Bus Capital. See page 30.

(b) Authorization amount from extension acts, reauthorized at "Final Appropriation" level by SAFETEA-LU.

(c) Includes government-wide reduction in the FY 2005 Consolidated Appropriations Act, P.L. 108-447. See page 31.

(d) Includes government-wide reduction in the FY 2006 Department of Defense Appropriations Act, P.L. 109-148. See page 31.

Grants can be made to local governmental authorities and agencies or nonprofit organizations, selected by Metropolitan Planning Organizations in urbanized areas of at least 200,000 populations and selected by the chief executive officer of the state for urbanized areas under 200,000 population.

Until FY 2006, funds were awarded on a competitive basis, with some amounts allocated by the FTA but most funds allocated in Congressional appropriations, with consideration given to several factors including percentage of the population that are welfare recipients, need for additional services, coordination and use of existing services, proposal of innovative approaches, and other factors. Beginning in FY 2006 funds are apportioned by a formula based on ratios involving the number of eligible low income persons and welfare recipients with 60 percent of funds going to urbanized areas with 200,000 or more population, 20 percent for urbanized areas with fewer than 200,000 population, and 20 percent to rural areas. The matching ratio is 50 percent federal and 50 percent state and local but federal funds from non-Department of Transportation programs can be used for the state and local match.

University Transportation Research, 49 USC 5505: University Transportation Research centers conduct transportation research, disseminate the results of that research, and provide transportation related training. Beginning in FY 2006 the portions of 49 USC 5505 that are funded through this program are moved to a new 49 USC 5506 and are funded through transit Research as described in a previous section. Program funding levels are shown on Table 29.

Table 29: University Transportation Research Funding Levels (Thousands of Dollars)

Fiscal Year	Authorization	Final Appropriation	Fiscal Year	Authorization	Final Appropriation
2004	6,000	(a) 5,965	2007	Part of Research Funding	
2005	(b) 6,000	(c) 5,952	2008	Part of Research Funding	
2006	Part of Research Funding		2009	Part of Research Funding	

(a) Includes government-wide reduction in the FY 2004 Consolidated Appropriations Act, P.L. 108-199. See page 30.
 (b) Authorization amount from extension acts, reauthorized at "Final Appropriation" level by SAFETEA-LU.
 (c) Includes government-wide reduction in the FY 2005 Consolidated Appropriations Act, P.L. 108-447. See page 31.

National Transit Database, 49 USC 5335: These funds provide for FTA costs associated with maintenance of the National Transit Database (NTD). NTD funding levels are shown on Table 30.

Table 30: National Transit Database Funding Levels (Thousands of Dollars)

Fiscal Year	Authorization	Final Appropriation	Fiscal Year	Authorization	Final Appropriation
2004	No Program		2007	3,500	3,500
2005	No Program		2008	3,500	3,500
2006	3,500	3,465 (a)	2009	3,500	

(a) Includes government-wide reduction in the FY 2006 Department of Defense Appropriations Act, P.L. 109-148. See page 31.

Federal Transit Administration Operations, 49 USC 5334: These funds provide for Federal Transit Administration operating costs related to administration of federal transit grant programs. In addition, Project Management Oversight (PMO), 49 USC 5327, allows the FTA to retain funds from a portion of grant funds to make contracts to oversee construction of major projects. In FY 2004 and FY 2005 up to 0.5 percent of Urbanized Area and Rural Formula appropriations and 1.0 percent of Capital Investment appropriations were retained for PMO uses. The amount retained was sometimes less than the prescribed maximum and unused formula funds were reapportioned in subsequent years. Beginning in FY 2006 the PMO takedown increases to 0.75 percent for section 5307 Urbanized Area Formula funds and is set at 1.0 percent for section 5309 Capital Investment programs. New 0.5 percent PMO takedowns will apply to section 5305 Planning, section 5310 Elderly Persons and Persons with Disabilities, and section 5320 Alternative Transportation in Parks and Public Lands programs. The 0.5 percent PMO takedown for section 5311 Rural funds remains the same. FTA operations funding levels are shown on Table 31.

Table 31: Federal Transit Administration Operations Funding Levels (Thousands of Dollars)

Fiscal Year	Authorization	Final Appropriation	Fiscal Year	Authorization	Final Appropriation
2004	75,500	(a) 75,055	2007	85,000	85,000
2005	(b) 78,000	(c) 77,376	2008	92,500	89,300
2006	82,000	(d) 79,200	2009	98,500	

(a) Includes government-wide reduction in the FY 2004 Consolidated Appropriations Act, P.L. 108-199. See page 30.
 (b) Authorization amount from extension acts, reauthorized at "Final Appropriation" level by SAFETEA-LU.
 (c) Includes government-wide reduction in the FY 2005 Consolidated Appropriations Act, P.L. 108-447. See page 31.
 (d) Includes government-wide reduction in the FY 2006 Department of Defense Appropriations Act, P.L. 109-148. See page 31.

RESCISSIONS AND FUNDING CHANGES IN APPROPRIATION LAWS

FY 2004 Consolidated Appropriations Act, Reduction of Appropriations, P.L. 108-199: The FY 2004 Consolidated Appropriations Act, Section 168 of Division H, required a government-wide across-the-board reduction of 0.59 percent for FY 2004 appropriations. Reductions were made by the FTA to funds for all transit programs.

FY 2005 Consolidated Appropriations Act, Reduction of Appropriations, P.L. 108-447: The FY 2005 Consolidated Appropriations Act, Section 122 of Division J, required a government-wide across-the-board reduction of 0.80 percent for FY 2005 appropriations. Reductions were made by the FTA to funds for all transit programs. These reduced amounts were the levels subsequently authorized by the Safe, Accountable, Flexible, Efficient Transportation Equity Act: A Legacy for Users (SAFETEA-LU) when it became law on August 10, 2005.

FY 2006 Department of Defense Appropriations Act, Reduction of Appropriations, P.L. 109-148: The FY 2006 Department of Defense Appropriations Act, Chapter 8 of Title III, required a government-wide across-the-board reduction of 1.0 percent for FY 2006 appropriations. Reductions were made by the FTA to all transit programs.

FY 2008 Consolidated Appropriations Act, Rescission of Obligation Limitations, P.L. 101-161: The FY 2008 Consolidated Appropriations Act rescinded obligations limitations in Section 172 of \$104,697,038 for Bus and Bus Capital Funding and in Section 173 of \$308,900 for Alternatives Analysis.

DEPARTMENT OF HOMELAND SECURITY (DHS) AUTHORIZATIONS AND APPROPRIATIONS
(NOT AUTHORIZED BY SAFETEA-LU)

Funding was first provided for transit security uses in the Emergency Wartime Supplemental Appropriations Act of 2003, P.L. 108-11, April 16, 2003, when \$65 million was allocated to transit agencies from the appropriation for high-density, high-threat urban areas. During the SAFETEA-LU time period transit has been allocated funding annually from the DHS appropriations. From the Department of Homeland Security Appropriations Act of 2004, P.L. 108-90, October 1, 2003, \$50 million from the appropriation for high-density, high-threat urban areas was allocated to transit agencies. From the Department of Homeland Security Appropriations Act 2005, P.L. 108-334, October 18, 2004, an appropriation of \$150 million was provided for transit, intercity passenger rail transportation, and freight rail security grants. Of the \$150 million FY 2005 appropriation, \$130 million was allocated to transit agencies and an additional \$5 million was allocated from another section of the Appropriations Act for ferries that are operated by transit agencies. From the Department of Homeland Security Appropriations Act 2006, P.L. 109-90, October 18, 2005, an appropriation of \$150 million was provided for transit, intercity passenger rail transportation, and freight rail security grants. All funds are allocated by the DHS. These amounts are shown on Table 32. The amounts on Table 32 are not adjusted for rescissions and are not included in any other summary table in this report.

These funds can be used for security related planning, organizational activities, equipment acquisitions, training, exercises, and management and administration. Allowable expenditures in each of these categories are detailed in the DHS Transit Security Grant Program Guidelines and Application Kit.

Table 32: Department of Homeland Security Funding Levels for Transit (Thousands of Dollars)(a)

Fiscal Year	Authorization	Appropriation	Fiscal Year	Authorization	Appropriation
2004	Not Authorized	50,000 Allocated	2007	Such Sums as Are Necessary	(c) 171,780
2005	Not Authorized	135,000 Allocated	2008	650,000	(d) 388,600
2006	Not Authorized	(b) Up to 150,000	2009	750,000	

(a) Amounts are not adjusted for rescissions.

(b) Includes amounts for transit, intercity passenger rail, and freight rail.

(c) Includes \$155,650,568 for rail and intercity bus, \$8,309,537 for Amtrak, and \$7,830,000 for ferry systems.

(d) Includes \$312,000,000 for rail, intercity bus and ferry, \$36,600,000 for rail and intercity bus, \$25,000,000 for Intercity Passenger Rail (Amtrak), and \$15,000,000 for freight rail.

P.L. 110-53, the Implementing Recommendations of the 9/11 Commission Act of 2007 became law on August 3, 2007. Title 14, the National Transit Systems Security Act of 2007 provided authorizations for transit security grants from FY 2007 through FY 2011. FY 2007 and FY 2008 appropriations include specific amounts for rail transit, intercity bus, intercity rail, ferry boats, and freight rail as reported in notes to Table 32. **THESE AMOUNTS ARE NOT INCLUDED IN HISTORICAL OR OTHER TABLES IN THIS REPORT.**

FLEXIBLE FUNDING FOR TRANSIT

HIGHWAY FUNDING PROVISIONS

Title I of SAFETEA-LU, Federal-Aid Highways, authorizes funding for highway programs from FY 2005 through FY 2009. As with the transit program description above, this section treats TEA 21 extension acts that funded the highway program during FY 2004 as a part of the FY 2004 through FY 2009 SAFETEA-LU period. All or portions of several highway programs are "flexible programs" where funds can be transferred or "flexed" to transit uses. Most law affecting highway funding is codified as Title 23 of the United States Code.

Authorization Levels: The highway funding process differs from the transit process. Nearly all highway funds come from the Highway Trust Fund (HTF). HTF amounts authorized in TEA 21 extensions and SAFETEA-LU are contract authority, shown in Column B on Table 33. TEA 21 extensions and SAFETEA-LU also set two other limits, obligation ceilings and guaranteed funding levels. Obligation ceilings are the maximum amount of obligation limitations that can be appropriated in any year. An obligation limitation sets a "limit" on the maximum amount of authorized funds that can be obligated during the fiscal year. The obligation ceilings shown in Column C of Table 33 apply only to a subset of specific authorized programs; other highway programs are exempt from the ceiling on obligations.

The highway program also has guaranteed funds analogous to the guaranteed funds in the transit program. Those funds are shown in Column D on Table 33. They are higher than the obligation ceiling to guarantee funding for programs funded by General Revenues. Beginning in FY 2000 the guaranteed funds have also included a Revenue Aligned Budget Authority (RABA) provision. The RABA program is described in the next section.

Revenue Aligned Budget Authority, 23 USC 110: Revenue Aligned Budget Authority (RABA) provides a mechanism to adjust the guaranteed level of highway funding in response to changes in revenue accrued in the Highway Account of the Highway Trust Fund. The RABA process does not affect transit guarantees.

Table 33: Federal-Aid Highways Authorizations, Obligation Ceilings, and Guaranteed Funding Levels (Millions of Dollars)

Fiscal Year	Authorization (a)	Obligation Limitations (b)	Guaranteed Funding Level (c)	Appropriation (d)
(Column A)	(Column B)	(Column C)	(Column D)	(Column E)
2004	34,606.0	33,843.0	34,545.1 (e)	34,545.1
2005	37,109.0	34,422.4	31,562.0 + RABA	35,833.9
2006	38,127.7	36,032.3	33,712.0 + RABA	37,945.0
2007	40,447.1	38,244.2	34,623.0 + RABA	39,086.5
2008	41,824.6	39,585.1	35,449.0 + RABA	(f) 42,180.0
2009	41,982.0	41,200.0	36,220.0 + RABA	

(a) P.L. 109-59 Section 1101; includes amount estimated by U.S. DOT for Equity Bonus program, excludes RABA.

(b) P.L. 109-59, Section 1102; excludes exempt obligations.

(c) P.L. 109-59, Section 8002; excludes exempt obligations.

(d) Total appropriation for Federal Highway Administration; includes appropriation of exempt obligations and general revenue appropriations.

(e) Appropriation level for FY 2004.

(f) Preliminary figure.

If Highway Account receipts exceed levels projected in P.L. 109-59 Section 8002, guarantees of limitations on obligations and authorizations of budget authority automatically increase. Conversely, if revenues are less than projected amounts, guarantees of limitations on obligations and authorizations of budget authority might be

reduced. Under SAFETEA-LU a reduction caused by the RABA provision can only occur if the balance of the Highway Account of the HTF at the beginning of the fiscal year is less than \$6 billion.

If funding is increased, a portion is reserved for programs allocated by the Department of Transportation and the remainder is apportioned to programs for each state in the same proportions as authorizations exclusive of RABA are distributed. Any decrease in funding would likewise be taken from each highway program proportionately to the pre-RABA distribution.

FLEXIBILITY OF HIGHWAY FUNDS FOR TRANSIT USES

Flexibility Provisions of Highway Programs: Three programs can be used to directly fund transit projects. In two of those programs, the National Highway System (NHS) and the Congestion Mitigation and Air Quality Improvement Program (CMAQ), the funds can be used directly for specific transit projects that meet the criteria of the programs. In the third program, the Surface Transportation Program (STP), funds can be used for any project that meets criteria for funding under a Federal Transit Administration program. Of these programs, CMAQ and STP are the primary sources of transfers to transit uses.

Funds from the NHS, the Interstate Maintenance Program (IM), and the Bridge Program can be transferred to the Surface Transportation Program and then used for transit projects as if they were STP funds. Amounts from the Equity Bonus are distributed to the NHS, CMAQ, STP, IM, and Bridge programs and may then be flexed for transit uses. Although these funds are legally transferable for transit use, their primary use is for highway projects.

Any funds transferred from a highway program to a transit project will be administered by the Federal Transit Administration in the same manner as FTA funds as provided at 49 USC 5334(i), moved from 49 USC 5334(h) by SAFETEA-LU. Authorized transferable amounts from Federal-Aid Highway programs are shown on Table 34. Some transit funds are also transferable for highway uses under 49 USC 5307(b)(3).

Table 34: TEA 21 Highway Funds Directly and Indirectly Flexible to Transit Uses (Millions of Dollars) (a)

Program	FY 2004 (b)	FY 2005	FY 2006	FY 2007	FY 2008	FY 2009	Six-Year Total
Congestion Management and Air Quality Improvement	1,618.1	1,667.3	1,694.1	1,721.4	1,749.1	1,777.3	10,227.2
Surface Transportation Improvement	6,612.1	6,860.1	6,269.8	6,370.5	6,472.7	6,576.6	39,161.9
National Highway System	5,646.9	5,911.2	6,005.3	6,110.8	6,207.9	6,306.6	36,188.7
Interstate Maintenance, 50%	2,311.6	2,441.9	2,480.4	2,519.5	2,559.3	2,599.7	14,912.4
Bridge Program, 50%	1,985.3	2,093.9	2,126.8	2,160.2	2,194.2	2,228.7	12,789.0
Equity Bonus (c)	8,085.9	5,995.7	5,506.9	6,672.9	7,353.1	7,287.7	40,901.3
Total Directly and Indirectly Flexible Funds (c)	26,259.9	24,969.0	24,083.3	25,555.3	26,536.4	26,776.6	154,180.5
Not Flexible	8,346.1	12,140.0	14,044.5	14,981.8	15,288.13	15,205.4	79,916.0
Total Highway (Title I) Funds	34,606.0	37,109.0	38,127.7	40,447.1	41,824.6	41,982.0	234,096.5

Source: Calculated by APTA from amounts authorized in 49 USC 1101; some amounts are estimated.

(a) Amounts reported include takedowns of individual programs that may not be flexible, directly or indirectly, for transit projects. Authorized amounts only, excludes RABA and other appropriations in excess of authorization levels.

(b) Amounts for individual programs from FHWA "Notice, Supplementary Tables – Apportionments Authorized for Fiscal Year (FY) 2004 Pursuant to the Surface Transportation Extension Act of 2003, as Amended by the Surface Transportation Extension Acts of 2004," March 21, 2005.

(c) Excludes estimated amount of Minimum Guarantee that would equal 50 percent of apportionment to Interstate Maintenance and Bridge Program that is not flexible to transit.

Highway Programs with Flexible or Transit Eligible Components: The following six sections describe those highway programs that have components that are either directly or indirectly flexible to transit uses.

Congestion Mitigation and Air Quality Improvement Program (CMAQ), 23 USC 149: The Congestion Mitigation and Air Quality Improvement Program provides funds for transit projects which are likely to contribute to the attainment of, alone or as part of a program or strategy, a national ambient air quality standard; if the project or program has been included in a State Implementation Plan that has been approved pursuant to the Clean Air Act and the project will have air quality benefits; or if the U.S. DOT, after consultation with the Environmental Protection Agency, determines that the project or program is likely to contribute to the attainment of a national ambient air quality standard, whether through reductions in vehicle miles traveled, fuel consumption, or other factors.

Funds may be used in nonattainment areas and ozone, carbon monoxide, and particulate matter maintenance areas. States without eligible areas may use funds for STP projects. Up to 50 percent of an annual total national CMAQ appropriation in excess of \$1.35 billion may be transferred to STP, NHS, IM, Bridge, Highway Safety Improvement (HSIP), and Recreational Trails programs. SAFETEA-LU requires that states and MPOs give priority to diesel retrofit and other cost-effective emission reduction strategies.

Surface Transportation Program (STP), 23 USC 133: The Surface Transportation Program (STP) provides funds that, in addition to being used for highway projects, may be used for capital costs of transit projects eligible for assistance under the Federal Transit Act, publicly or privately owned vehicles or facilities used for intercity bus service, construction or reconstruction [to highways] necessary to accommodate other transportation modes, carpool projects, fringe and corridor parking facilities and programs, highway and transit safety improvements and programs, highway and transit research and development, and technology transfer programs.

STP funds are allocated in three categories: (a) the greater of 10 percent of the current apportionment or the amount set aside in FY 2005 is set aside for transportation enhancement; (b) 56.25 percent are suballocated to urbanized areas within each state with populations of 200,000 or more and all other areas of the state in proportion to the population in the urbanized areas and in all other areas; and (c) 33.75 percent suballocated for any area in the state. Funds transferred to STP from other highway programs are not subject to set asides or suballocations.

National Highway System (NHS), 23 USC 103(b): National Highway System (NHS) funds may be used for transit projects as part of a NHS project subject to the restrictions of the NHS. Up to 50 percent of NHS apportionments may be transferred to IM, STP, CMAQ, Recreational Trails, or Bridge programs. Up to 100 percent of NHS apportionments may be transferred to the STP with approval of the U.S. Secretary of Transportation.

Interstate Maintenance Program (IM), 23 USC 119: Up to 50 percent of Interstate Maintenance (IM) funds may be transferred to the NHS, STP, CMAQ, Recreational Trails, or Bridge programs. Transferred funds can be used for any transit project eligible for those programs.

Bridge Program, 23 USC 144: A state may transfer up to 50 percent of the state's apportionment under the Bridge Program to the state's apportionments for the NHS, IM, CMAQ, Recreational Trails, or the STP at 23 USC 126. Funds transferred may be used for any transit project eligible for those programs.

Equity Bonus, 23 USC 105: The Equity Bonus program distributes funds to states to ensure that each state's total aggregate apportionment from 14 specified programs is at least 90.5 percent of its percentage contribution to the Highway Account of the Highway Trust Fund in FY 2005 and FY 2006, 91.5 percent in FY 2007, and 92 percent in FY 2008 and FY 2009.

Each State's annual share of the first \$2.639 billion of the Equity Bonus is administered as STP funds without some sub-apportionment requirements. The remainder of each state's share is then apportioned to the IM, NHS, Bridge, CMAQ, HSIP, and STP programs proportionate to the state's share of pre-Equity Bonus apportionments.

Historical Use of Flexible Funding Programs: The amounts of funds actually transferred from highway programs to transit uses are reported on Table 35. The percentages are calculated by dividing the amounts transferred by the appropriate highway authorization each fiscal year. The amount of highway funds available for obligation to these programs may have varied from the authorization level, hence the percentages are indicative rather than exact.

Table 35, Part 1: Amount of Flexible Funds Transferred to Transit Uses, FY 1992 - FY 2005

Fiscal Year	Actual Flexible Funding Transfers to Transit			
	From CMAQ	From STP	From Other	Total
Funding Level (Millions of Dollars)				
ISTEA Period:				
1992	177.0	25.2	101.6	303.8
1993	298.4	146.9	23.9	469.2
1994	317.0	183.2	109.5	609.7
1995	484.1	200.3	117.4	801.8
1996	344.6	324.2	111.3	780.1
1997	<u>257.9</u>	<u>185.4</u>	<u>48.3</u>	<u>491.6</u>
ISTEA Total	1,879.0	1,065.2	512.0	3,456.2
TEA 21 Period:				
1998	223.3	243.8	0.2	467.3
1999	573.0	384.4	11.8	969.2
2000	864.0	709.6	25.5	1,599.1
2001	633.1	532.1	68.2	1,233.4
2002	689.8	383.7	44.0	1,117.5
2003	<u>599.5</u>	<u>293.9</u>	<u>115.2</u>	<u>1,008.6</u>
TEA 21 Total	3,582.7	2,546.4	266.0	6,395.1
SAFETEA-LU Period:				
2004	659.8	285.2	35.9	980.9
2005	563.8	391.4	10.8	966.0
2006	650.5	665.9	9.1	1,325.5
2007	712.4	210.7	0.0	923.1
Sixteen-Year Total	8,048.2	5,164.8	833.8	14,046.8

(a) Figures refer to transfers of funds that occurred during each fiscal year.

Table 35, Part 2: Percent of Flexible Funds Transferred to Transit Uses, FY 1992 - FY 2005

Fiscal Year	Actual Flexible Funding Transfers to Transit			
	From CMAQ	From STP	From Other	Total
Percent of Authorized Flexible Funds That Were Transferred (a)				
ISTEA Period:				
1992	20.6 %	0.7 %	1.2 %	2.4 %
1993	29.0 %	3.6 %	0.2 %	3.2 %
1994	30.8 %	4.5 %	1.1 %	4.1 %
1995	47.1 %	4.9 %	1.2 %	5.4 %
1996	33.5 %	7.9 %	1.0 %	4.7 %
1997	<u>25.2 %</u>	<u>4.5 %</u>	<u>0.4 %</u>	<u>2.9 %</u>
ISTEA Total	31.3 %	4.5 %	0.8 %	3.8 %
TEA 21 Period:				
1998	18.7 %	5.1 %	(b)	2.6 %
1999	42.6 %	6.9 %	0.1 %	4.7 %
2000	63.6 %	12.7 %	0.2 %	7.7 %
2001	45.7 %	9.3 %	0.5 %	5.9 %
2002	49.0 %	6.6 %	0.3 %	5.2 %
2003	<u>41.8 %</u>	<u>5.0 %</u>	<u>0.8 %</u>	<u>4.6 %</u>
TEA 21 Total	45.3 %	7.6 %	0.3 %	5.3 %
SAFETEA-LU Period:				
2004	40.8 %	4.3 %	0.2 %	3.7 %
2005	33.8 %	5.7 %	0.1 %	3.9 %
2006	38.4 %	10.6 %	0.1 %	4.0 %
2007	40.7 %	3.3 %	0.0 %	3.5 %
Sixteen-Year Total	38.8 %	6.4 %	0.4 %	4.4 %

(a) Figures refer to transfers of funds that occurred during each fiscal year. Percents are portions of funds that are directly or indirectly flexible as reported on Table 34, funds that are not flexible are not included in the calculation.

(b) Less than 0.05 %.

APPENDIX ONE: GLOSSARY

Allocation: An allocation distributes appropriated funds among eligible recipients using methods other than formulas contained in authorizing legislation, such as Congressional earmarks or administrative procedures. For example, funds under the Fixed-Guideway New Starts and Extensions program and the Bus and Bus Facility Capital program are allocated.

Apportionment: An apportionment distributes appropriated funds among eligible recipients by a formula contained in authorizing legislation. For example, funds under the Urbanized Area Formula program, the Fixed-Guideway Modernization program, and the Elderly Individuals and Individuals with Disabilities program are apportioned. The publication of recipients and amounts for both apportioned and allocated funds in the Federal Register is also referred to as the "apportionment" or "apportionment tables."

Appropriation: An appropriation law provides authority for Federal agencies such as the Federal Transit Administration to incur obligations and to make payments out of the Treasury for specified purposes.

Authorization: An authorization law sets the maximum amount of funds that can be appropriated from budget authority or made available through limitations on obligations of contract authority annually for a period of years and makes programmatic changes to existing laws. SAFETEA-LU authorizes an annual limit on contract authority or new budget authority for the five-year period which it authorizes.

Budget Authority: New budget authority for transit is the total amount of funds appropriated annually to allow the federal government to incur financial obligations that will result in outlays for grants to recipients for transit programs or to make direct expenditures such as those to fund the operation of a government agency such as the Federal Transit Administration. Funding appropriated from trust funds can also be referred to as "new contract authority." Total available budget authority would include budget authority from prior years that has not yet been obligated.

Contract Authority: A type of budget authority that allows federal government agencies such as the Federal Highway Administration to make obligations in advance of an appropriation of liquidating funds or in anticipation of the collection of receipts for the liquidation of obligations. Programs funded from the Highway Trust Fund are funded through contract authority and the amount made available from an appropriation is set by placing a limitation on new obligations..

Flexible Funds: Flexible funds are funds from selected programs appropriated to the Federal Highway Administration that can be transferred to the Federal Transit Administration for use for transit projects under specific limitations and only at the request of state or local governments, or funds that were appropriated to the Federal Transit Administration and transferred to the Federal Highway Administration for use for highway projects, also under specific limitations and at the request of local government agencies.

General Revenues (or General Funds): Revenue that accrues to the federal government that is not credited to a specific account and is not limited to use for a particular purpose but can be used for any purpose.

Grant: The approval by the federal government of a particular project or purpose and the promise to pay a state or local government a specific amount money for that project upon its completion or at specified other times. A grant is also one type of "obligation" and "transit grants" are often referred to as "transit obligations."

Guaranteed Funding: A minimum level of funds that are guaranteed in an authorization law for appropriation each year.

Highway Account: The account within the Highway Trust Fund in which tax revenues are deposited to be used to fund Federal Highway Administration and other federal highway programs.

Highway Trust Fund: A trust fund where revenues for both the Highway Account and the Mass Transit Account are deposited. Funds from the Mass Transit Account and the Highway Account of the Highway Trust Fund are used to support federal transit and highway programs.

Mass Transit Account: The account within the Highway Trust Fund in which tax revenues to be used to fund Federal Transit Administration programs are deposited.

Obligation Limitation: A limitation in authorization law on the total amounts of obligations, commitments, or grants that can be made each year in an appropriation law.

Outlays: An outlay is the actual expenditure of federal funds by the Treasury to pay a grant or obligation or a debt incurred by the government.

Rescission: A reduction in the amount of funds under an already enacted appropriations law.

Rural Area: All areas not inside urbanized areas, formally known as "Other Than Urbanized Area."

Urbanized Area: An area designated during a decennial census that meets specific criteria including contiguous urban usage with a population of at least 50,000. Urbanized areas do not match local political boundaries and a single urbanized area may include portions that cross a state line and are in more than one state.

APPENDIX TWO: HISTORICAL TIME LINE OF THE FEDERAL TRANSIT ACT
AND OTHER LAWS AFFECTING PUBLIC TRANSPORTATION FUNDING
(Not Including Annual Appropriation Acts)

In 1964 the United States Congress found that "the welfare and vitality of urban areas, the satisfactory movement of people and goods within such areas, and the effectiveness of housing, urban renewal, highway, and other federally aided programs were being jeopardized by the deterioration or inadequate provision of urban transportation facilities and services. . . ." In response, Congress enacted the Urban Mass Transportation Act of 1964, which provided federal aid to transit agencies for capital equipment purchases.

Continuing this commitment into its fifth decade, Congress enacted the Safe, Accountable, Flexible, Efficient Transportation Equity Act - A Legacy for Users (SAFETEA-LU) in 2005. SAFETEA-LU authorizes higher levels of funding for public transportation than any previous law. It continues and improves provisions of prior authorizing laws that are important to the continuing Federal commitment to improve public transportation service throughout America.

Landmarks in the evolution of the federal public transportation assistance program over the years include:

1961: The Housing Act of 1961 [*Public Law 87-70, June 30, 1961*] provided public transportation demonstration funding and mass transportation project loans.

1964: The Urban Mass Transportation Act of 1964 [*Public Law 88-365, July 9, 1964*] established a transit aid program under the Administrator of the Housing and Home Finance Agency (HHFA). Programs under the Housing Act of 1961 were continued, a program of grants for capital projects was established, and job protection provisions were provided for affected transit employees.

1965: The Department of Housing and Urban Development Act, [*Public Law 89-174, September 6, 1965*] merged HHFA into newly created Department of Housing and Urban Development (HUD), the implementation of the law took effect on January 13, 1966.

1966: The Urban Mass Transportation Act of 1966 [*Public Law 89-562, September 8, 1966*] expanded capital funding and allowed funding for research, planning, and training.

1968: Reorganization Plan No. 2 of 1968 [*33 Fed. Reg. 6965, February 26, 1968*] transferred the transit program from HUD to the Department of Transportation (DOT) effective July 30, 1968, creating the Urban Mass Transit Administration (UMTA).

1968: The Housing and Urban Development Act of 1968 [*Public Law 90-448, August 1, 1968*] increased authorized funding levels.

1969: The Housing and Urban Development Act Amendment [*Public Law 91-152, December 24, 1969*] increased authorized funding levels.

1970: The National Environmental Policy Act of 1969 [*Public Law 91-190, January 1, 1970*] required environmental impact statements for federally assisted transit and highway projects.

1970: The Urban Mass Transportation Assistance Act of 1970 [*Public Law 91-453, October 15, 1970*] authorized a \$3.1 billion program of capital grants.

1973: The Federal-Aid Highway Act of 1973 [*Public Law 93-87, August 13, 1973*] increased the federally funded portion of public transportation capital projects from 66 2/3% to 80% and authorized the use of Federal-Aid Urban Systems highway funds and Interstate Highway Transfers for qualifying public transportation projects and created a rural public transportation demonstration program.

1974: The National Mass Transportation Assistance Act of 1974 [*Public Law 93-503, November 26, 1974*] increased authorizations for discretionary capital funding and created a formula grant program to allocate funding directly to urbanized areas that could be used for either operations or capital projects.

1975: The Federal-Aid Highway Amendments of 1974 [*Public Law 93-643, January 4, 1975*] established federal policy in Section 105 that "elderly and handicapped persons have the same right as other persons to utilize mass transportation facilities."

1978: The Federal Public Transportation Act of 1978, Title III of the Surface Transportation Assistance Act of 1978 [*Public Law 95-599, November 6, 1978*] divided the formula grant program into categorical programs that included capital grants for bus purchases, new starts, and fixed guideway modernization; established additional formula grant tiers for bus purchases and operating funds for fixed guideway systems; and added a formula program for rural places outside of urbanized areas.

1981: The Omnibus Budget Reconciliation Act of 1981 [*Public Law 97-35, August 13, 1981*] reduced authorization levels for FY 1982 from those set in the Federal Public Transportation Act of 1978.

1982: The Federal Public Transportation Act of 1982, Title III of the Surface Transportation Assistance Act of 1982 [*Public Law 97-424, January 6, 1983*] provided that 1 cent of a 5 cents per gallon increase in the Highway Trust Fund tax on motor fuels would be placed into a Mass Transit Account for capital projects, increased the portion of all funding allocated through the formula grant program, and altered the formula grant program allocation formula to include public transportation service data as well as population data.

1984: The Tax Reform Act of 1984 [*Public Law 98-396, July 18, 1984*] allowed employees to receive a *de minimis*, up to \$15 per month, tax-free fringe benefit in the form of an employer-provided public transportation subsidy or pass.

1987: The Federal Mass Transportation Act of 1987, Title III of the Surface Transportation and Uniform Relocation Assistance Act of 1987 [*Public Law 100-17, April 2, 1987*] provided that a portion of the Highway Trust Fund Mass Transit Account would be allocated by formula for capital purposes.

1990: The Omnibus Budget Reconciliation Act of 1990 [*Public Law 101-508, November 5, 1990*] raised to 1.5 cents per gallon the portion of the Highway Trust Fund tax on motor fuels to be placed in the Mass Transit Account.

1990: The Americans with Disabilities Act of 1990 (ADA) [*Public Law 101-336, July 26, 1990*] required transit agencies to provide service accessible to persons with disabilities.

1990: The Omnibus Budget Reconciliation Act of 1990 [*Public Law 101-508, November 5, 1990*] raised to 1.5 cents per gallon the portion of the Highway Trust Fund tax on motor fuels to be placed in the Mass Transit Account.

1990: The Clean Air Act Amendments of 1990 [*Public Law 101-549, November 15, 1990*] recast transportation planning to provide for improved air quality.

1991: The Omnibus Transportation Employee Testing Act of 1991 [*Public Law 102-143, October 28, 1991*] mandated the establishment of anti-drug and alcohol misuse programs for safety-sensitive employees of recipients and contractors to recipients of Major Capital Investment, Urbanized Area Formula, and Rural Area Formula public transportation funds.

1991: The Federal Transit Act Amendments of 1991, Title III of the Intermodal Surface Transportation Efficiency Act of 1991 (ISTEA) [*Public Law 102-240, December 18, 1991*] extended public transportation assistance through FY 1997, increased the amounts authorized, re-named the transit law the Federal Transit Act and the Urban Mass Transportation Administration the Federal Transit Administration, and converted the rail modernization portion of Section 5309 major capital funds to a formula basis. Surface Transportation, Title I of ISTEA provided that specific funds authorized through Federal-Aid Highways programs may be used for either public transportation or highway projects. These flexible funds are to be used for the mode of transportation best suited to meeting the needs of individual areas and states.

1992: The Energy Policy Act of 1992 [*Public Law 102-486, October 24, 1992*] increased the tax-free amount of the public transportation commuter fringe benefit to \$60 per month with an inflation provision, removed the cliff provision which had made the entire benefit taxable if the monthly limit was exceeded, and extended the benefit to vanpools.

1993: The Omnibus Budget Reconciliation Act of 1993 [*Public Law 103-66, August 10, 1993*] raised to 2 cents per gallon the portion of the Highway Trust Fund tax on motor fuels to be placed in the Mass Transit Account, effective October 1, 1995.

1994: The Federal Transit Act was codified as Title 49, Chapter 53--Mass Transportation, of the United States Code [*Public Law 103-272, July 5, 1994*].

1997: The Taxpayer Relief Act of 1997 [*Public Law 105-34, August 5, 1997*] raised to 2.86 cents per gallon the portion of the Highway Trust Fund tax on motor fuels to be placed in the Mass Transit Account, effective October 1, 1997.

1997: Surface Transportation Extension Act of 1997 [*Public Law 105-130, December 1, 1997*] extends ISTEA through March 31, 1998.

1998: The Federal Transit Act of 1998, Title III of the Transportation Equity Act for the 21st Century (TEA 21) [*Public Law 105-178*] extends the public transportation program through FY 2003. TEA 21 increased public transportation funding authorizations, up to 70 percent above ISTEA appropriation levels if all authorized amounts are appropriated. A total of \$41 billion is authorized for the six-year period, of which \$36 billion was guaranteed.

TEA 21 retained and improved many provisions of ISTEA including the transportation planning process and flexible funding. The distribution of formula funds among sections 5307, 5310, and 5311 was revised. The definition of eligible uses of Urbanized Area Formula capital funds was expanded to include preventive maintenance and ADA related expenditures for all urbanized areas and to include operating expenditures for urbanized areas under 200,000 population. The public transportation commuter benefit is expanded to include employee purchase of public transportation passes with pre-tax dollars.

Two new programs were created: the Clean Fuels Formula Grant program which provides funds for adoption of clean fuel technologies and the Job Access and Reverse Commute program funds projects that improve job access for current and former welfare recipients and other eligible low-income individuals.

2003: The Surface Transportation Extension Act of 2003 [*Public Law 108-88, September 30, 2003*] extends transit authorizing law through February 29, 2004.

2004: The Surface Transportation Extension Act of 2004 [*Public Law 108-202, February 29, 2004*] extends transit authorizing law through April 30, 2004; the Surface Transportation Extension Act of 2004, Part II, [*Public Law 108-224, April 30, 2004*] extends transit authorizing law through June 30, 2004; the Surface Transportation Extension Act of 2004, Part III, [*Public Law 108-263, June 30, 2004*] extends transit authorizing law through July 31, 2004; the Surface Transportation Extension Act of 2004, Part IV, [*Public Law 108-280, July 30, 2004*] extends transit authorizing law through September 30, 2004; and the Surface Transportation Extension Act of 2004, Part V [*Public Law 108-310, September 30, 2004*] extends transit authorizing law through May 31, 2005.

2005: The Surface Transportation Extension Act of 2005 [*Public Law 109-14, May 31, 2005*] extends transit authorizing law through June 30, 2005; the Surface Transportation Extension Act of 2005, Part II, [*Public Law 109-20, July 1, 2005*] extends transit authorizing law through July 19, 2005; the Surface Transportation Extension Act of 2005, Part III, [*Public Law 109-35, July 20, 2005*] extends transit authorizing law through July 21, 2005; the Surface Transportation Extension Act of 2005, Part IV, [*Public Law 109-37, July 22, 2005*] extends transit authorizing law through July 27, 2005; the Surface Transportation Extension Act of 2005, Part V, [*Public Law 109-40, July 28, 2005*] extends transit authorizing law through July 30, 2005; and the Surface Transportation Extension Act of 2005, Part VI, [*Public Law 109-42, July 30, 2005*] extends transit authorizing law through August 14, 2005.

The Federal Public Transportation Act of 2005, Title III of the Safe, Accountable, Flexible, Efficient Transportation Equity Act: A Legacy for Users (SAFETEA-LU) [*Public Law 109-59, August 10, 2005*] reauthorizes federal transit law. SAFETEA-LU authorizes transit and highway funds for FY 2005 through FY 2009, replacing all extension acts passed from September 30, 2004 forward. Funding for FY 2004 was authorized by the Surface Transportation Extension Act of 2004, Part IV, (P.L. 108-280). Over the six year period FY 2004 through FY 2009, it provides a record level of federal transit investment, \$52.6 billion, an increase of 46 percent over the amount guaranteed in TEA 21. The federal transit program structure remains largely the same, retaining formula programs that target federal investment to systems and communities based on need and capital investment programs that address special needs and projects.

Beginning in FY 2006 transit programs are funded entirely from either the Mass Transit Account of the Highway Trust Fund or General Revenues in order to "fix" a problem of scoring when those funds were expended that artificially reduces the amount of funds available from the Mass Transit Account for future spending.

A new tier is added to the Urbanized Area Formula program directing funds to Small Transit Intensive Cities. Additional funds are provided for the Urbanized Area and Rural Formula programs through amounts authorized by new Growing States and High Density States programs. Amounts are specified for new programs: Transit on Indian Reservations to provide transit improvements on Indian reservation, New Freedom to provide transportation for persons with disabilities beyond the requirements of the Americans with Disabilities Act, Small Starts specifying amounts within the New Starts Program for smaller projects, Alternatives Analysis providing specified funds in addition to New Starts funds for this function, and Alternative Transportation in Parks and Public Lands to improve mobility in National Parks.

The JARC program is changed to a formula program from the existing competitive discretionary grants program. New eligible expenses include intercity bus and rail stations, crime prevention and security, and mobility management.

2007: The National Transit Systems Security Act of 2007, Title XIV of the Implementing Recommendations of the 9/11 Commission Act of 2007 [*Public Law 110-53, August 3, 2007*] provides authorizations for transit security grants from FY 2007 through FY 2011. Grants are made to eligible public transportation agencies for security improvements for eligible capital and operating uses. Public transportation agencies are publicly owned operators of public transportation eligible to receive funds under Chapter 53 of Title 49, United States Code.

APPENDIX THREE: SOURCES OF FURTHER INFORMATION

Federal Transit Administration Circulars: The Federal Transit Administration issues regulations and procedures that control the funding and grant making process. Those regulations and procedures are published as guidelines in Circulars. Circulars for funding programs and their Internet web addresses are:

Urbanized Area Program: "Urbanized Area Formula Program: Grant Application Instructions," Number C 9030.1C, October 1, 1998 at http://www.fta.dot.gov/laws/circulars/leg_reg_4125.html

Rural Program: "Nonurbanized Area Formula Program Guidance and Grant Application Instructions," Number C 9040.1F, February 28, 2007 at http://www.fta.dot.gov/laws/circulars/leg_reg_4126.html

Elderly and Disabled Persons Program: "The Elderly and Persons With Disabilities Program Guidance and Application Instructions," Number C 9070.1F, March 29, 2007 at http://www.fta.dot.gov/laws/circulars/leg_reg_6622.html

New Starts, Fixed-Guideway Modernization, and Bus and Bus Facilities Programs: "Capital Program: Grant Application Instructions," Number C 9300.1A, October 1, 1998 at http://www.fta.dot.gov/laws/circulars/leg_reg_4128.html

Other Programs: Circulars for programs new under SAFETEA-LU will be issued. Additional circulars concerning planning and other programs can be found at http://www.fta.dot.gov/laws/leg_reg_circulars_guidance.html

Federal Transit Administration Statistical Summaries: FTA Statistical Summaries report the amount of federal funds granted to transit sues each year. Funds are differentiated by program, state, urbanized area, and use. Quantities of products purchased are also reported. Statistical Summaries from 1999 through 2006 can be accessed at http://www.fta.dot.gov/publications/reports/other_reports/publications_1090.html

Federal Transit Administration New Starts Annual Report: The New Starts Annual report provides extensive background data on projects that are advancing through the New Starts "pipeline." Information is also presented on the status of all other authorized projects that have not yet entered the 'pipeline' in at least the alternatives analysis stage. The report provides annual recommendations on New Starts funding from the FTA to the Congress. Reports from 1997 through 2009 can be found at http://www.fta.dot.gov/publications/reports/reports_to_congress/publications_2618.html

Federal Transit Administration Grant Program Summary Materials: Materials on the FTA web site describing the provisions of grant programs can be found at http://www.fta.dot.gov/funding/grants_financing_263.html

American Public Transportation Association SAFETEA-LU Summary Materials: Materials describing the provisions of and implementation of SAFETEA-LU can be found on the APTA SAFETEA-LU Resource Center on the APTA web site at http://www.apta.com/government_affairs/safetea_lu/index.cfm These materials include:

- "Safe, Accountable, Flexible, Efficient Transportation Equity Act - A Legacy for Users: A Guide to Transit-Related Provisions" which summarizes changes and additions to transit law resulting from SAFETEA-LU.

- "Federal Public Transportation Law as Amended by SAFETEA-LU – Version Showing Changes" which is a Ramseyer of title 49 USC 5300 through 5340. A Ramseyer shows the law prior to change by SAFETEA-LU with provisions deleted by SAFETEA-LU struck over and provisions added by SAFETEA-LU in italics. There is also a "clean" version of the law not showing changes.
- "SAFETEA-LU Rulemaking and Notices."

Text of SAFETEA-LU: The text of SAFETEA-LU can be found at http://www.fta.dot.gov/documents/SAFETEA-LU-Full_Text_of_the_Enrolled_Bill.pdf

Text of Federal Transit Law, 49 USC 5300: The text of 49 USC 5300 through 5340 can be found at http://www.apta.com/government_affairs/safetea_lu/documents/safetea_lu_clean.pdf

APPENDIX FOUR: TRANSIT PROGRAM HISTORICAL FUNDING LEVELS

FEDERAL FUNDING FOR TRANSIT (FY 1980 - FY 2009)
AUTHORIZATIONS, ADMINISTRATION BUDGET REQUESTS,
AND APPROPRIATIONS COMPARED
(WITH APPROPRIATIONS FOR FY 1961 - FY 1979)

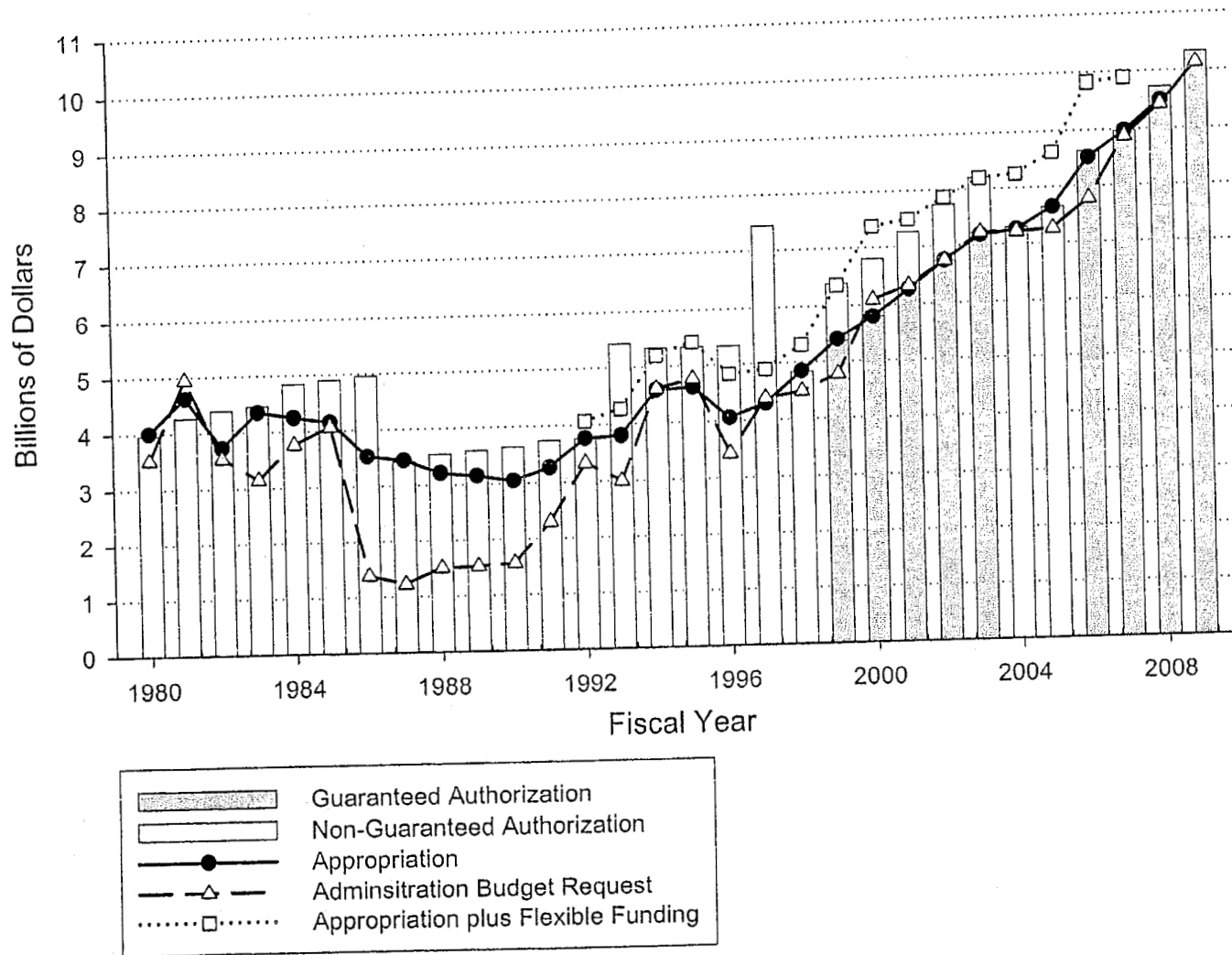
Note on Sources:

From FY 1961 through FY 1979, all amounts, except Urbanized Area Operating Limits, are taken from the Federal Transit Administration's *1997 Statistical Summaries*. Urbanized Area Operating Limits are taken from a variety of sources.

Beginning in FY 1980 amounts are taken from authorization laws and annual appropriation laws. These amounts may differ from other data sources because the amounts reported herein are as provided in the original legislation and are not adjusted for later actions rescinding any amounts and are not adjusted for any amounts that are appropriated in transit legislation for other purposes.

8.47

Federal Funding for Transit, FY 1980 - FY 2009



8.948

(MILLIONS OF DOLLARS)

(MILLIONS OF DOLLARS)

Actual Appropriation (All Amounts Taken from FTA "1997 Statistical Summaries")

Program	Actual Appropriation (All Amounts Taken from FTA "1997 Statistical Summaries")						
	FY 1961	FY 1962	FY 1963	FY 1964	FY 1965	FY 1966	FY 1967
				3.0	65.0	135.0	130.0
Major Capital Investment Program Total, § 3	17.5	---	---	---	---	---	---
New Starts/Extension	---	---	---	---	---	---	---
Fixed-Guideway Modernization	---	---	---	---	---	---	---
Bus	---	---	---	---	---	---	---
Other	---	---	---	---	---	---	---
Formula Program Total	---	---	---	---	---	---	---
Urbanized Area, § 5 Total	---	---	---	---	---	---	---
Urbanized Area Capital	---	---	---	---	---	---	---
Urbanized Area Operating	---	---	---	---	---	---	---
Rural Capital and Operating, § 18	---	---	---	---	---	---	---
Elderly and Disabled, § 16(b)	---	---	---	---	---	---	---
Interstate Transfer	---	---	---	---	---	---	---
Planning and Research Total	25.0	---	---	4.8	---	---	---
Planning, § 8	---	---	---	---	---	---	---
RTAP, § 18(h)	---	---	---	4.8	---	---	---
All Other Research and Training	25.0	---	---	---	---	---	---
FTA Administration, § 12	---	---	---	0.2	0.3	0.5	0.7
Other	---	---	---	---	---	---	---
TOTAL FEDERAL TRANSIT ACT FUNDING	42.5	0.0	0.0	8.0	65.3	135.5	130.7

8.249

(MILLIONS OF DOLLARS)

(MILLIONS OF DOLLARS)

Program	Actual Appropriation (All Amounts Taken from FTA "1997 Statistical Summaries")					
	FY 1968	FY 1969	FY 1970	FY 1971	FY 1972	FY 1973
Major Capital Investment Program Total, § 3	125.0	169.1	137.0	555.7	803.7	863.7
New Starts/Extension	---	---	---	---	---	---
Fixed-Guideway Modernization	---	---	---	---	---	---
Bus	---	---	---	---	---	---
Formula Program Total	---	---	0.0	0.0	0.0	0.0
Urbanized Area, § 5 Total	---	---	---	---	---	---
Urbanized Area Capital	---	---	---	---	---	---
Urbanized Area Operating	---	---	---	---	---	---
Rural Capital and Operating, § 18	---	---	---	---	---	---
Elderly and Disabled, § 16(b)	---	---	---	---	---	---
Interstate Transfer	---	---	---	---	---	---
Planning and Research Total	---	5.0	38.0	41.0	90.0	129.8
Planning, § 8	---	5.0	8.0	15.0	25.0	33.5
RTAP, § 18(h)	---	---	---	---	---	---
All Other Research and Training	---	---	30.0	26.0	65.0	96.3
FTA Administration, § 12	0.7	0.9	1.6	3.3	6.3	6.5
Other	---	---	---	---	---	---
TOTAL FEDERAL TRANSIT ACT FUNDING	125.7	175.0	176.6	600.0	900.0	1,000.0

8.a50

(MILLIONS OF DOLLARS)

(MILLIONS OF DOLLARS)

Program	Actual Appropriation (All Amounts Taken from FTA "1997 Statistical Summaries")					
	FY 1974	FY 1975	FY 1976	FY 1977	FY 1978	FY 1979
Major Capital Investment Program Total, § 3	872.0	1,330.1	1,324.5	1,228.0	1,375.0	1,175.0
New Starts/Extension	---	---	---	---	---	---
Fixed-Guideway Modernization	---	---	---	---	---	---
Bus	---	---	---	---	---	---
Formula Program Total	0.0	319.9	647.0	672.0	800.0	1,500.0
Urbanized Area, § 5 Total	---	300.0	625.0	650.0	775.0	1,403.5
Urbanized Area Capital	---	---	---	---	---	---
Urbanized Area Operating	---	300.0	625.0	650.0	775.0	1,075.0
Rural Capital and Operating, § 18	---	---	---	---	---	76.5
Elderly and Disabled, § 16(b)	---	19.9	22.0	22.0	25.0	20.0
Interstate Transfer	61.0	65.7	632.0	570.7	662.8	623.8
Planning and Research Total	72.7	81.7	113.4	104.4	125.0	123.5
Planning, § 8	37.6	36.6	47.9	43.2	55.0	55.0
RTAP, § 18(h)	---	---	---	---	---	---
All Other Research and Training	35.1	45.1	65.5	61.2	70.0	63.5
FTA Administration, § 12	5.0	6.0	13.2	12.6	20.0	16.8
Other	---	---	25.0	55.0	45.0	---
TOTAL FEDERAL TRANSIT ACT FUNDING	1,010.7	1,803.3	2,755.1	2,642.7	3,027.8	3,439.1

8.a.51

(MILLIONS OF DOLLARS)

(MILLIONS OF DOLLARS)

Program	FY 1980			FY 1981		
	Authorization	Carter Budget Request	Actual Appropriation	Authorization	Carter Budget Request	Actual Appropriation
Major Capital Investment Program Total, § 3	1,332.5	1,225.0	1,575.0	1,431.7	2,177.0	2,010.0
New Starts/Extension	---	---	410.0	---	525.0	485.0
Fixed-Guideway Modernization	---	---	760.0	---	1,030.0	945.0
Bus	---	---	405.0	---	622.0	580.0
Formula Program Total	1,680.0	1,450.0	1,491.0	1,775.0	1,661.0	1,527.5
Urbanized Area, § 5 Total	1,580.0	1,375.0	1,405.0	1,665.0	1,570.0	1,455.0
Urbanized Area Capital	300.0	300.0	300.0	370.0	370.0	350.0
Urbanized Area Operating	1,280.0	1,075.0	1,105.0	1,295.0	1,200.0	1,105.0
Rural Capital and Operating, § 18	100.0	75.0	86.0	110.0	91.0	72.5
Elderly and Disabled, § 16(b)	In Sec. 3	In Sec. 3	In Sec. 3	In Sec.3	In Sec. 3	In Sec. 3
Interstate Transfer	700.0	700.0	700.0	800.0	800.0	800.0
Planning and Research Total	77.6	120.4	124.3	83.3	128.0	130.5
Planning, § 8	77.6	53.8	55.0	83.3	70.0	65.0
RTAP, § 18(h)	---	---	---	---	---	---
All Other Research and Training	In Admin.	66.6	69.3	In Admin.	58.0	65.5
FTA Administration, § 12	95.0	21.0	20.9	100.0	22.0	22.2
Other	80.0	---	90.0	80.0	155.0	125.0
TOTAL FEDERAL TRANSIT ACT FUNDING	3,965.0	3,516.4	4,001.2	4,270.0	4,943.0	4,615.2
Washington DC Metro, National Capital Transportation Act	---	---	---	---	---	---
TOTAL TRANSIT FUNDING	3,965.0	3,516.4	4,001.2	4,270.0	4,943.0	4,615.2

8.a52

(MILLIONS OF DOLLARS)

(MILLIONS OF DOLLARS)

Program	FY 1982				FY 1983		
	Authorization	Carter Budget Request	Reagan Revised Request	Actual Appropriation	Authorization	Reagan Budget Request	Actual Appropriation
Major Capital Investment Program Total, § 3	1,431.7	2,333.0	1,457.0	1,590.0	1,606.0	1,501.0	1,546.0
New Starts/Extension	---	603.0	114.0	179.8	---	120.0	206.0
Fixed-Guideway Modernization	---	1,040.0	837.0	879.5	---	861.0	840.0
Bus	---	690.0	506.0	530.7	---	520.0	500.0
Formula Program Total	1,885.0	1,655.0	1,368.4	1,433.8	2,047.5	1,015.0	2,047.5
Urbanized Area § 9 Total	1,765.0	1,560.0	1,302.4	1,365.3	1,956.2	1,015.0	1,956.2
Urbanized Area Capital	455.0	455.0	330.1	330.0	1,081.2	375.0	1,081.2
Urbanized Area Operating	1,310.0	1,105.0	972.3	1,035.3	875.0	640.0	875.0
Rural Capital and Operating, § 18	120.0	95.0	66.0	68.5	91.3	0.0	91.3
Elderly and Disabled, § 16(b)	In Sec. 3	In Sec. 3	In Sec. 3	In Sec. 3	In Sec. 3	In Sec. 3	In Sec. 3
Interstate Transfer	600.0	750.0	528.0	538.0	365.0	400.0	365.0
Planning and Research Total	83.3	161.0	114.6	105.6	0.0	95.0	108.3
Planning, § 8	83.3	76.0	53.0	54.0	In Sec. 3	50.0	50.0
Rural Transit Assistance Program, § 18(h)	---	---	---	---	---	---	---
All Other Research and Training	In Admin.	85.0	61.6	51.6	In Admin.	45.0	58.3
FTA Administration, § 12	105.0	30.0	25.5	23.9	86.3	29.1	28.1
Other	80.0	216.0	33.0	36.3	---	10.0	10.0
TOTAL FEDERAL TRANSIT ACT FUNDING	4,185.0	5,145.0	3,526.5	3,727.7	4,104.8	3,050.1	4,104.9
Washington DC Metro, National Capital Transportation Act	200.0	0.0	0.0	0.0	350.0	100.0	240.0
TOTAL TRANSIT FUNDING	4,385.0	5,145.0	3,526.5	3,727.7	4,454.8	3,150.1	4,344.9

8.953

(MILLIONS OF DOLLARS)

(MILLIONS OF DOLLARS)

Program	FY 1984			FY 1985		
	Authorization	Reagan Budget Request	Actual Appropriation	Authorization	Reagan Budget Request	Actual Appropriation
Major Capital Investment Program Total, § 3	1,200.00	1,100.0	1,140.0	1,050.0	1,020.0	1,040.0
New Starts/Extension	---	---	399.5	---	400.0	422.5
Fixed-Guideway Modernization	---	---	545.5	---	520.0	487.5
Bus	---	---	195.0	---	100.0	130.0
Formula Program Total	2,750.0	1,974.0	2,414.0	2,950.0	2,414.5	2,474.5
Urbanized Area, § 9 Total	2,669.4	1,916.2	2,319.0	2,863.6	2,319.5	2,377.7
Urbanized Area Capital	1,796.8	1,641.2	1,446.0	1,988.6	1,774.0	1,507.4
Urbanized Area Operating	872.6	275.0	873.0	875.0	545.5	870.3
Rural Capital and Operating, § 18	80.6	57.8	70.0	86.4	70.0	71.8
Elderly and Disabled, § 16(b)	In Sec. 3	In Sec. 3.	25.0	In Sec. 3	25.0	25.0
Interstate Transfer	380.0	380.0	295.4	390.0	250.0	250.0
Planning and Research Total	50.0	52.0	104.8	50.0	94.8	101.0
Planning, § 8	50.0	In Sec. 3	50.0	50.0	50.0	50.0
Rural Transit Assistance Program, § 18(h)	---	---	---	---	---	---
All Other Research and Training	In Admin.	52.0	54.8	In Admin.	44.8	51.0
FTA Administration, § 12	86.0	29.7	29.2	90.0	31.5	31.0
Other	---	---	10.0	---	5.0	5.0
TOTAL FEDERAL TRANSIT ACT FUNDING	4,466.0	3,535.7	3,993.4	4,530.0	3,815.8	3,901.5
Washington DC Metro, National Capital Transportation Act	375.0	230.0	250.0	375.0	250.0	250.0
TOTAL TRANSIT FUNDING	4,841.0	3,765.7	4,243.4	4,905.0	4,065.8	4,151.5

8.954

(MILLIONS OF DOLLARS)

(MILLIONS OF DOLLARS)

Program	FY 1986				FY 1987		
	Authorization	Reagan Budget Request	Continuing Resolution Appropriation	Final Appropriation	Authorization	Reagan Budget Request	Actual Appropriation
Major Capital Investment Program Total, § 3	1,050.0	0.0	960.0	918.7	1,009.3	0.0	915.0
New Starts/Extension	---	0.0	385.0	368.4	403.7	0.0	365.0
Fixed-Guideway Modernization	---	0.0	430.0	411.5	403.7	0.0	410.0
Bus	---	0.0	145.0	138.8	100.9	0.0	140.0
Other	---	---	---	---	100.9	---	---
Formula Program Total	3,050.0	1,060.0	2,180.5	2,086.8	2,042.5	1,143.2	2,035.0
Urbanized Area, § 9 Total	2,960.6	994.0	2,087.0	1,997.6	1,941.4	1,075.7	1,925.0
Urbanized Area Capital	2,085.6	994.0	1,221.1	1,128.8	1,080.5	1,008.7	1,064.1
Urbanized Area Operating	875.0	0.0	865.9	868.8	860.9	67.0	860.9
Rural Capital and Operating, § 18	89.4	31.0	63.0	60.0	58.6	32.5	75.0
Elderly and Disabled, § 16(b)	In Sec. 3	35.0	30.5	29.2	42.5	35.0	35.0
Interstate Transfer	400.0	From HTF	218.8	210.2	200.0	From HTF	200.0
Planning and Research Total	50.0	40.0	67.4	64.5	62.4	50.0	62.4
Planning, § 8	50.0	40.0	50.0	47.9	45.0	30.5	45.0
Rural Transit Assistance Program, § 18(h)	---	---	---	---	---	---	---
All Other Research and Training	In Admin.	---	17.4	16.6	17.4	19.5	17.4
FTA Administration, § 12	90.0	27.0	30.0	28.7	31.0	26.8	31.0
Other	---	---	5.0	4.8	0.2	---	7.5
TOTAL FEDERAL TRANSIT ACT FUNDING	4,640.0	1,127.0	3,461.7	3,313.7	3,345.4	1,220.0	3,250.9
Washington DC Metro, National Capital Transportation Act	325.0	250.0	227.0	217.2	75.0	0.0	201.1
TOTAL TRANSIT FUNDING	4,965.0	1,377.0	3,688.7	3,530.9	3,420.4	1,220.0	3,452.0

HTF = Highway Trust Fund

8.955

(MILLIONS OF DOLLARS)

(MILLIONS OF DOLLARS)

Program	FY 1988			FY 1989		
	Authorization	Reagan Budget Request	Actual Appropriation	Authorization	Reagan Budget Request	Actual Appropriation
Major Capital Investment Program Total, § 3	1,012.0	0.0	980.3	1,040.0	0.0	985.0
New Starts/Extension	404.8	0.0	407.8	416.0	0.0	402.0
Fixed-Guideway Modernization	404.8	0.0	427.0	416.0	0.0	439.0
Bus	101.2	0.0	145.5	104.0	0.0	144.0
Other	101.2	0.0	---	104.0	0.0	---
Formula Program Total	2,235.0	1,289.3	1,832.0	2,260.0	1,316.5	1,705.0
Urbanized Area, § 9 Total	2,135.5	1,217.5	1,732.4	2,159.8	1,214.5	1,603.6
Urbanized Area Capital	1,222.0	1,114.1	927.7	1,241.7	1,054.5	798.9
Urbanized Area Operating	912.6	103.4	804.7	918.1	160.0	804.7
Rural Capital and Operating, § 18	64.5	36.8	64.6	65.2	67.0	66.4
Elderly and Disabled, § 16(b)	35.0	35.0	35.0	35.0	35.0	35.0
Interstate Transfer	200.0	From HTF	123.5	200.0	From HTF	200.0
Planning and Research Total	45.0	52.0	62.0	45.0	45.0	60.0
Planning, § 8	45.0	35.0	45.0	45.0	35.0	45.0
Rural Transit Assistance Program, § 18(h)	In Admin.	---	4.8	In Admin.	---	5.0
All Other Research and Training	In Admin.	17.0	12.2	In Admin.	10.0	10.0
University Centers, § 11(b)	5.0	---	5.0	5.0	---	5.0
FTA Administration, § 12	50.0	32.7	31.9	50.0	32.5	31.9
Other	3.0	---	---	---	---	---
TOTAL FEDERAL TRANSIT ACT FUNDING	3,550.0	1,374.0	3,034.7	3,600.0	1,394.0	2,986.9
Washington DC Metro, National Capital Transportation Act	0.0	130.0	180.5	0.0	128.0	168.0
TOTAL TRANSIT FUNDING	3,550.0	1,504.0	3,215.1	3,600.0	1,522.0	3,154.9

HTF = Highway Trust Fund

8.256

(MILLIONS OF DOLLARS)

(MILLIONS OF DOLLARS)

Program	FY 1990			FY 1991		
	Authorization	Reagan Budget Request	Actual Appropriation	Authorization	Bush Budget Request	Actual Appropriation
Major Capital Investment Program Total, § 3	1,065.0	0.0	982.0	1,115.0	985.0	1,115.0
New Starts/Extension	426.0	0.0	419.2	446.0	398.0	440.0
Fixed-Guideway Modernization	426.0	0.0	430.7	446.0	394.0	455.0
Bus	106.5	0.0	132.1	111.5	193.0	220.0
Other	106.5	0.0	---	111.5	0.0	---
Formula Program Total	2,285.0	1,445.7	1,724.8	2,335.0	1,176.8	1,835.0
Urbanized Area, § 9 Total	2,184.1	1,342.7	1,624.3	2,232.6	1,076.8	1,734.6
Urbanized Area Capital	1,260.2	1,223.2	822.0	1,303.2	779.0	932.3
Urbanized Area Operating	923.9	119.5	802.3	929.4	297.8	802.3
Rural Capital and Operating, § 18	65.9	68.0	65.6	67.4	65.0	65.4
Elderly and Disabled, § 16(b)	35.0	35.0	34.9	35.0	35.0	35.0
Interstate Transfer	200.0	From HTF	159.5	200.0	From HTF	160.0
Planning and Research Total	45.0	45.0	59.9	45.0	60.0	58.0
Planning, § 8	45.0	35.0	44.9	45.0	45.0	45.0
Rural Transit Assistance Program, § 18(h)	In Admin.	---	5.0	In Admin.	5.0	5.0
All Other Research and Training	In Admin.	10.0	10.0	In Admin.	10.0	8.0
University Centers, § 11(b)	5.0	---	5.0	5.0	5.0	5.0
FTA Administration, § 12	50.0	32.3	31.8	50.0	35.4	32.6
TOTAL FEDERAL TRANSIT ACT FUNDING	3,650.0	1,523.0	2,963.0	3,750.0	2,262.2	3,205.6
Washington DC Metro, National Capital Transportation Act	0.0	42.0	84.7	0.0	38.0	64.1
TOTAL TRANSIT FUNDING	3,650.0	1,565.0	3,047.7	3,750.0	2,300.2	3,269.7

HTF = Highway Trust Fund

8.957

(MILLIONS OF DOLLARS)

(MILLIONS OF DOLLARS)

Program	FY 1992				FY 1993		
	Authorization	Bush Budget Request	Appropriation	Actual Funding Level	Authorization	Bush Budget Request	Actual Appropriation
Major Capital Investment Program Total, § 3	1,345.0	350.0	1,345.0	1,342.2	2,030.0	1,000.0	1,725.0
New Starts/Extension	538.0	300.0	565.0	536.9	812.0	400.0	721.8
Fixed-Guideway Modernization	538.0	0.0	550.0	536.9	812.0	400.0	666.3
Bus	269.0	0.0	230.0	268.4	406.0	200.0	336.9
Other	---	50.0	---	---	---	---	---
Formula Program Total	1,984.7	2,599.9	2,025.0	1,983.7	2,825.9	1,603.6	1,700.0
Urbanized Area, § 9 Total	1,823.6	2,465.9	1,861.6	1,822.8	2,604.1	1,479.7	1,560.5
Urbanized Area Capital	827.6	2,171.0	1,059.4	1,020.5	1,575.6	1,263.1	758.3
Urbanized Area Operating	995.9	294.9	802.3	802.3	1,028.5	216.6	802.3
Rural Capital and Operating, § 18	106.1	89.0	108.4	106.1	151.6	86.1	90.8
Elderly and Disabled, § 16(b)	55.0	45.0	55.0	54.9	70.2	37.8	48.6
Interstate Transfer	160.0	160.0	160.0	160.0	164.8	82.0	75.0
Planning and Research Total	109.3	93.2	71.0	109.1	157.1	84.5	85.0
Metropolitan Planning, § 8	43.8	In Other	45.0	43.7	70.7	38.0	38.3
Rural Transit Assistance Program, § 18(h)	5.0	In Other	5.0	5.0	7.9	4.2	4.3
All Other Research and Training	60.5	93.2	21.0	60.4	78.5	42.3	42.5
University Centers	7.0	6.0	5.0	7.0	7.0	6.0	6.0
Federal Transit Administration Operations, § 12	37.0	40.4	37.0	37.0	50.3	41.9	38.6
TOTAL FEDERAL TRANSIT ACT FUNDING	3,643.0	3,249.5	3,643.0	3,639.0	5,235.0	2,818.0	3,629.6
Washington DC Metro, National Capital Transportation Act	124.0	80.0	124.0	124.0	182.0	182.0	170.0
TOTAL DIRECT TRANSIT FUNDING	3,767.0	3,329.5	3,767.0	3,763.0	5,417.0	3,000.0	3,799.6
Flexible Funding Transfers from FHWA (a)				303.8			469.2
TOTAL TRANSIT FUNDING				4,066.8			4,268.8

(a) Flexible funding transfers occur during the Fiscal Year based on state and local government actions, specific amounts are not designated for transfer in authorization or appropriation laws.

8.958

(MILLIONS OF DOLLARS)

(MILLIONS OF DOLLARS)

Program	FY 1994			FY 1995		
	Authorization	Clinton Budget Request	Actual Appropriation	Authorization	Clinton Budget Request	Actual Appropriation
Major Capital Investment Program Total, § 5309	2,050.0	1,771.6	1,785.0	2,050.0	1,517.0	1,725.0
New Starts/Extension	820.0	657.2	667.9	820.0	400.0	646.7
Fixed-Guideway Modernization	820.0	760.1	760.1	820.0	760.0	725.0
Bus	410.0	354.3	357.0	410.0	327.0	353.3
Other	---	---	---	---	30.0	---
Formula Program Total	2,865.1	2,433.7	2,414.9	2,865.1	2,865.0	2,500.0
Urbanized Area Total, § 5307	2,642.6	2,244.1	2,226.6	2,642.6	2,649.7	2,283.9
Urbanized Area Capital	1,587.0	1,441.8	1,424.3	1,558.9	2,049.7	1,573.9
Urbanized Area Operating	1,055.5	802.3	802.3	1,083.7	600.0	710.0
Rural Capital and Operating, § 5311	153.8	130.6	129.6	153.8	154.2	132.9
Elderly and Disabled, § 5310	68.7	59.0	58.7	68.7	61.1	59.2
Other	---	---	---	---	---	24.0
Interstate Transfer	---	45.0	45.0	---	38.5	48.0
Planning and Research Total	153.7	106.2	92.3	153.7	92.3	92.3
Planning, § 5303	69.2	59.5	41.5	69.2	41.5	41.5
RTAP	7.7	4.3	4.6	7.7	4.6	4.6
All Other Research and Training	76.9	42.5	46.1	76.9	46.1	46.1
University Centers	7.0	6.0	6.0	7.0	6.0	6.0
Federal Transit Administration Operations	49.2	39.5	39.5	49.2	43.1	43.1
TOTAL FEDERAL TRANSIT ACT FUNDING	5,125.0	4,401.9	4,382.6	5,125.0	4,561.9	4,414.3
Washington DC Metro, National Capital Transportation Act	200.0	200.0	200.0	200.0	200.0	200.0
TOTAL DIRECT TRANSIT FUNDING	5,325.0	4,601.9	4,582.6	5,325.0	4,761.9	4,614.3
Flexible Funding Transfers from FHWA (a)			609.7			801.8
TOTAL TRANSIT FUNDING			5,192.3			5,416.1

(a) Flexible funding transfers occur during the Fiscal Year based on state and local government actions, specific amounts are not designated for transfer in authorization or appropriation laws.

8.259

(MILLIONS OF DOLLARS)

(MILLIONS OF DOLLARS)

Program	FY 1996			FY 1997		
	Authorization	Clinton Budget Request (b)	Actual Appropriation	Authorization	Clinton Budget Request	Actual Appropriation
Major Capital Investment Program Total, § 5309	2,050.0	---	1,665.0	2,900.0	1,799.0	1,900.0
New Starts/Extension	820.0	725.0	666.0	1,160.0	800.0	760.0
Fixed-Guideway Modernization	820.0	---	666.0	1,160.0	725.0	760.0
Bus	410.0	---	333.0	580.0	274.0	380.0
Formula Program Total	2,865.1	---	2,052.9	4,055.9	2,152.0	2,149.2
Urbanized Area Total, § 5307	2,642.6	---	1,891.3	3,741.0	1,981.7	1,978.0
Urbanized Area Capital	1,532.8	---	1,491.3	2,605.3	1,481.7	1,578.0
Urbanized Area Operating	1,109.7	500.0	400.0	1,135.7	500.0	400.0
Rural Capital and Operating, § 5311	153.8	---	110.1	217.7	115.3	115.1
Elderly and Disabled, § 5310	68.7	---	51.6	97.2	54.9	56.0
Planning and Research Total	153.7	100.0	85.5	217.5	85.5	85.5
Planning, § 5303	69.2	---	39.5	97.9	39.5	39.5
RTAP	7.7	---	4.5	10.9	4.5	4.5
All Other Research and Training	76.9	---	41.5	108.8	41.5	41.5
University Centers	7.0	11.0	6.0	7.0	16.0	6.0
Federal Transit Administration Operations	49.2	44.2	42.0	69.6	43.7	41.5
TOTAL FEDERAL TRANSIT ACT FUNDING	5,125.0	---	3,851.4	7,250.0	4,096.1	4,182.2
Washington DC Metro, National Capital Transportation Act	200.0	200.0	200.0	200.0	200.0	200.0
TOTAL DIRECT TRANSIT FUNDING	5,325.0	3,426.9	4,051.4	7,450.0	4,296.1	4,382.2
Flexible Funding Transfers from FHWA (a)			780.1			514.1
TOTAL TRANSIT FUNDING			4,831.5			4,896.3

(a) Flexible funding transfers occur during the Fiscal Year based on state and local government actions, specific amounts are not designated for transfer in authorization or appropriation laws.
(b) Amounts estimated from textual information, amounts for all programs are not specified in structure consistent with authorizing law.

8.960

(MILLIONS OF DOLLARS)

(MILLIONS OF DOLLARS)

Program	FY 1998			FY 1999			
	Authorization	Clinton Budget Request	Actual Appropriation	Guaranteed Authorization	Total Authorization	Clinton Budget Request	Actual Appropriation
Major Capital Investment Program Total, § 5309	2,000.0	650.0	2,000.0	2,257.0	2,857.0	876.1	2,307.0
New Starts/Extension	800.0	650.0	800.0	902.8	1,302.8	876.1	902.8
Fixed-Guideway Modernization	800.0	0.0	800.0	902.8	1,002.8	0.0	902.8
Bus	400.0	0.0	400.0	401.4	501.4	0.0	501.4
Clean Fuels	0.0	0.0	0.0	50.0	50.0	0.0	In Bus
Formula Program Total	2,500.0	3,393.5	2,500.0	2,850.0	3,100.0	3,609.2	2,800.0
Urbanized Area Formula, § 5307	2,298.9	3,209.3	2,303.7	2,548.2	2,698.2	3,411.2	2,548.2
Rural Formula, § 5311	134.1	126.8	134.1	177.9	177.9	135.0	177.9
Elderly and Disabled, § 5310	62.2	57.5	62.2	67.0	67.0	63.0	67.0
Clean Fuels	0.0	0.0	0.0	50.0	150.0	0.0	In Bus
Other	4.9	0.0	0.0	6.8	6.8	0.0	6.8
Planning, § 5303	47.8	47.8	47.8	53.0	85.0	39.5	43.8
Research	44.3	43.0	44.3	45.0	76.0	46.4	54.2
Job Access and Reverse Commute	0.0	100.0	0.0	50.0	150.0	100.0	75.0
University Centers	6.0	6.0	6.0	6.0	6.0	6.0	6.0
Federal Transit Administration Operations	45.7	47.0	45.7	54.0	67.0	48.1	54.0
TOTAL TEA 21 AUTHORIZED FUNDING	4,643.7	4,287.3	4,643.7	5,315.0	6,341.0	4,725.4	5,340.0
Washington DC Metro, National Capital Transportation Act	200.0	200.0	200.0	50.0	50.0	50.3	50.0
TOTAL DIRECT TRANSIT FUNDING	4,843.7	4,487.3	4,843.7	5,365.0	6,391.0	4,775.7	5,390.0
Flexible Funding Transfers from FHWA (a)			467.3				969.2
TOTAL TRANSIT FUNDING			5,311.0				6,359.2

(a) Flexible funding transfers occur during the Fiscal Year based on state and local government actions, specific amounts are not designated for transfer in authorization or appropriation laws.

8 a b 1

(MILLIONS OF DOLLARS)

(MILLIONS OF DOLLARS)

Program	FY 2000				
	Guaranteed Authorization	Total Authorization	Clinton Budget Request	Original Appropriation	Final Apportionment (a)
Major Capital Investment Program Total, § 5309	2,451.0	3,061.0	2,451.0	2,501.0	2,490.1
New Starts/Extension	980.4	1,390.4	980.4	980.4	969.1
Fixed-Guideway Modernization	980.4	1,080.4	980.4	980.4	980.4
Bus	440.2	540.2	440.2	540.2	540.6
Clean Fuels	50.0	50.0	50.0	In Bus	In Bus
Formula Program Total	3,098.0	3,348.0	3,310.3	3,048.0	3,048.0
Urbanized Area Formula, § 5307	2,772.9	2,922.9	2,924.3	2,772.9	2,772.9
Rural Formula, § 5311	193.6	193.6	204.2	193.6	193.6
Elderly and Disabled, § 5310	72.9	72.9	76.9	72.9	72.9
Clean Fuels	50.0	150.0	50.0	In Bus	In Bus
Other	8.5	8.5	54.8	8.5	8.5
Planning, § 5303	60.0	93.0	49.6	60.0	60.0
Research	47.0	78.0	61.4	47.0	46.7
Job Access and Reverse Commute	75.0	150.0	150.0	75.0	75.0
University Centers	6.0	6.0	6.0	6.0	6.0
Federal Transit Administration Operations	60.0	74.0	60.0	60.0	60.0
TOTAL TEA 21 AUTHORIZED FUNDING	5,797.0	6,810.0	6,088.3	5,797.0	5,785.7
Flexible Funding Transfers from FHWA (b)					1,599.1
TOTAL TRANSIT FUNDING					7,384.8

(a) Amounts apportioned for New Starts/Extensions, Bus, and Research from amounts appropriated in FY 2000 Department of Transportation Appropriations Act, P.L. 106-69 were reduced to meet government wide reduction in appropriations as required by the FY 2000 Consolidated Appropriations Act, P.L. 106-113. The reduced apportionment amounts would result from appropriation levels shown in this column; the actual FY 2000 Appropriations Act was not modified, only the apportionment levels were changed. See text for details.

(b) Flexible funding transfers occur during the Fiscal Year based on state and local government actions, specific amounts are not designated for transfer in authorization or appropriation laws.

8.a.62

(MILLIONS OF DOLLARS)

(MILLIONS OF DOLLARS)

Program	FY 2001				
	Guaranteed Authorization	Total Authorization	Clinton Budget Request	Original Appropriation	Final Apportionment (a)
Major Capital Investment Program Total, § 5309	2,646.0	3,266.0	2,646.0	2,696.0	2,694.6
New Starts/Extension	1,058.4	1,478.4	1,058.5	1,058.4	1,060.1
Fixed-Guideway Modernization	1,058.4	1,158.4	1,058.4	1,058.4	1,056.1
Bus	479.2	579.2	479.2	579.2	578.4
Clean Fuels	50.0	50.0	50.0	In Bus	In Bus
Formula Program Total	3,345.0	3,595.0	3,345.0	3,295.0	3,286.7
Urbanized Area Formula, § 5307	2,997.3	3,147.3	2,997.3	2,942.6	2,935.1
Rural Formula, § 5311	209.3	209.3	209.3	205.5	205.0
Elderly and Disabled, § 5310	78.9	78.9	78.9	77.4	77.2
Clean Fuels	50.0	150.0	50.0	In Bus	In Bus
Other	9.5	9.5	9.5	69.5	69.4
Planning, § 5303	63.0	97.0	63.0	63.0	62.9
Research	47.0	80	47.0	47.0	46.9
Job Access and Reverse Commute	100.0	150	150.0	100.0	99.8
University Centers	6.0	6.0	6.0	6.0	6.0
Federal Transit Administration Operations	64.0	80.0	60.0	64.0	63.9
TOTAL TEA 21 AUTHORIZED FUNDING	6,271.0	7,274.0	6,321.0	6,271.0	6,260.7
Flexible Funding Transfers from FHWA (b)					1,233.4
TOTAL TRANSIT FUNDING					7,494.1

(a) Less than Guaranteed funding level due to a government wide 0.22 percent rescission of discretionary budget authority required by the FY 2001 Omnibus Consolidated Appropriations Act, P.L. 106-554; the appropriation of \$4.5 million in additional funds in the FY 2001 Omnibus Consolidated Appropriations Act, P.L. 106-554; and the transfer of \$1.0 million to the Department of Transportation Office of Inspector General in the FY 2001 Department of Transportation Appropriations Act.

(b) Flexible funding transfers occur during the Fiscal Year based on state and local government actions, specific amounts are not designated for transfer in authorization or appropriation laws.

8.263

(MILLIONS OF DOLLARS)

(MILLIONS OF DOLLARS)

Program	FY 2002				FY 2003			
	Guaranteed Authorization	Total Authorization	Bush Budget Request	Actual Appropriation	Guaranteed Authorization	Total Authorization	Bush Budget Request	Actual Appropriation
Major Capital Investment Program Total, § 5309	2,841.0	3,471.0	2,841.0	2,891.0	3,036.0	3,666.0	3,036.0	3,110.6
New Starts/Extension	1,136.4	1,566.4	1,136.4	1,136.4	1,214.4	1,644.4	1,214.4	1,251.2
Fixed-Guideway Modernization	1,136.4	1,236.4	1,136.4	1,136.4	1,214.4	1,314.4	1,214.4	1,206.5
Bus	518.2	618.2	518.2	618.2	557.2	657.2	557.2	652.9
Clean Fuels	50.0	50.0	50.0	In Bus	50.0	50.0	50.0	In Bus
Formula Program Total	3,592.0	3,842.0	3,592.0	3,542.0	3,839.0	4,089.0	3,839.0	3,764.4
Urbanized Area Formula, § 5307	3,220.6	3,370.6	3,220.6	3,216.0	3,445.9	3,595.9	3,308.0	3,423.5
Rural Formula, § 5311	224.9	224.9	224.9	224.6	240.6	240.6	231.0	239.0
Elderly and Disabled, § 5310	84.7	84.7	84.7	84.6	90.7	90.7	87.0	90.1
Clean Fuels	50.0	150.0	50.0	In Bus	50.0	150.0	50.0	In Bus
Other	11.8	11.8	11.8	16.8	11.8	11.8	162.8	11.7
Planning, § 5303	67.0	102.0	67.0	67.0	73.0	109.0	73.0	72.5
Research	49.0	82.0	49.0	49.0	49.0	83.0	49.0	48.7
Job Access and Reverse Commute	125.0	150.0	125.0	125.0	150.0	150.0	150.0	104.3
University Centers	6.0	6.0	6.0	6.0	6.0	6.0	6.0	6.0
Federal Transit Administration Operations	67.0	84.0	67.0	67.0	73.0	91.0	76.6	72.5
TOTAL TEA 21 AUTHORIZED FUNDING	6,747.0	7,737.0	6,747.0	6,747.0	7,226.0	8,194.0	7,229.6	7,179.0
Flexible Funding Transfers from FHWA (a)				1,117.5				1,008.6
TOTAL TRANSIT FUNDING				7,864.5				8,187.6

(a) Flexible funding transfers occur during the Fiscal Year based on state and local government actions, specific amounts are not designated for transfer in authorization or appropriation laws.

(b) Less than Guaranteed funding level due to a government-wide reduction in the FY 2003 Consolidated Appropriations Resolution, P.L. 108-7 and the transfer of \$45 million (reduced to \$44.7075 million by P.L. 108-7) from Job Access and Reverse Commute to the New Starts and Extensions.

8.964

(MILLIONS OF DOLLARS)

(MILLIONS OF DOLLARS)

Program	FY 2004			FY 2005			
	Total Authorization	Bush Budget Request	Actual Appropriation	Total Authorization (d)	Bush Budget Request	Final Authorization (d)	Actual Appropriation
Major Capital Investment Program Total, § 5309	3,137.5	1,534.1	3,188.6	3,388.8	1,563.2	3,361.7	3,361.7
New Starts/Extension	1,323.8	1,514.9	1,316.0	1,449.4	1,531.9	1,437.8	1,437.8
Fixed-Guideway Modernization	1,206.5	(a) 1,214.4	1,199.4	1,214.4	(a) 1,238.7	1,204.7	1,204.7
Bus	607.2	0.0	673.2	725.0	0.0	719.2	719.2
Clean Fuels	In Bus	0.0	In Bus	In Bus	0.0	In Bus	In Bus
Formula Program Total	3,839.0	5,615.4	3,766.6	3,982.2	5,622.9	3,950.3	3,950.3
Urbanized Area Formula, § 5307	3,445.9	3,521.3	3,425.6	3,622.2	3,443.8	3,593.2	3,593.2
Rural Formula, § 5311	240.6	359.4	239.2	252.9	366.6	250.9	250.9
Elderly and Disabled, § 5310	90.7	87.0	90.1	95.3	88.8	94.5	94.5
Clean Fuels	In Bus	0.0	In Bus	In Bus	0.0	In Bus	In Bus
Other	11.8	163.3	11.7	11.8	166.9	11.7	11.7
Planning, § 5303	73.0	(b) 89.4	72.6	73.0	(b) 154.8	72.4	72.4
Research	53.0	(a) 43.8	52.7	55.0	(a) 44.6	54.6	54.6
Job Access and Reverse Commute	125.0	(a) 150.0	104.4	125.0	(a) 153.0	124.0	124.0
University Centers	6.0	(a) 6.0	6.0	6.0	(a) 6.0	6.0	6.0
Federal Transit Administration Operations	75.5	76.5	75.1	78.0	79.9	77.4	77.4
TOTAL SAFETEA-LU AUTHORIZED FUNDING	7,309.0	7,225.1	7,265.9	7,708.0	7,266.0	7,646.3	7,646.3
Flexible Funding Transfers from FHWA (a)			980.9				966.0
TOTAL TRANSIT FUNDING			8,246.8				8,612.3

(a) In Formula Program Total.

(b) \$19.2 million in Major Capital Investment Program Total and \$70.2 million in Formula Program Total in FY 2004 and \$31.3 million in Major Capital Investment Program Total and \$114.6 million in Formula Program Total in FY 2005.

(c) Flexible funding transfers occur during the Fiscal Year based on state and local government actions, specific amounts are not designated for transfer in authorization or appropriation laws.

(d) Total Authorization from TEA 21 extension acts, Final Authorization from SAFETEA-LU. SAFETEA-LU authorization level matches previously enacted appropriation adjusted for rescission.

8.2.8

(MILLIONS OF DOLLARS)

(MILLIONS OF DOLLARS)

Program	FY 2006				FY 2007		
	Guaranteed Authorization	Bush Budget Request	Initial Appropriation	Final Appropriation (b)	Guaranteed Authorization	Bush Budget Request	Final Appropriation
Major Capital Investment Program Total	1,503.0	1,531.2	1,503.0	1,488.0	1,566.0	1,466.0	1,566.0
§ 5309(m)(2)(A) New Starts and Extensions	1,503.0	1,531.2	1,503.0	1,488.0	1,566.0	1,466.0	1,566.0
Formula and Bus Program Total	6,979.9	6,112.2	6,932.2	6,862.8	7,262.8	7,262.8	7,262.8
§ 5307 Urbanized Area Formula	3,466.7	3,697.3	3,466.7	3,432.0	3,606.2	3,606.2	3,606.2
§ 5340 Growing States and High Density States	388.0	---	388.0	384.1	404.0	404.0	404.0
§ 5311 Rural Formula	388.0	392.6	388.0	384.1	404.0	404.0	404.0
§ 5310 Elderly and Disabled	112.0	95.1	112.0	110.9	117.0	117.0	117.0
§ 5317 New Freedom	78.0	158.4	78.0	77.2	81.0	81.0	81.0
§ 5308 Clean Fuels	43.0	---	43.0	42.6	45.0	45.0	45.0
§ 3038 Over-the-Road Bus	7.5	7.0	7.5	7.4	7.6	7.6	7.6
§ 5309(m)(2)(B) Fixed-Guideway Modernization	1,391.0	1,326.8	1,343.2	1,329.8	1,448.0	1,448.0	1,448.0
§ 5309(m)(2)(c) Bus and Bus Facilities	822.2	---	822.2	814.0	855.5	855.5	855.5
§ 5305 Planning	95.0	153.9	95.0	94.1	99.0	99.0	99.0
§ 5316 Job Access and Reverse Commute	138.0	163.9	138.0	136.6	144.0	144.0	144.0
§ 5320 Alternative Transportation in Parks	22.0	30.0	22.0	21.8	23.0	23.0	23.0
§ 5335 National Transit Database	3.5	---	3.5	3.5	3.5	3.5	3.5
§ 5339 Alternatives Analysis	25.0	---	25.0	24.8	25.0	25.0	25.0
Other	---	87.2	---	---	---	---	---
Research and University Centers	58.0	53.8	75.2	74.4	61.0	61.0	61.0
Federal Transit Administration Operations	82.0	83.5	80.0	79.2	85.0	85.0	85.0
TOTAL SAFETEA-LU AUTHORIZED FUNDING	8,622.9	7,780.8	8,590.4	8,504.5	8,974.8	8,874.8	8,974.8
Flexible Funding Transfers from FHWA (a)				1,325.5			923.1
TOTAL TRANSIT FUNDING				9,830.0			9,897.9

(a) Flexible funding transfers occur during the Fiscal Year based on state and local government actions, specific amounts are not designated for transfer in authorization or appropriation laws.

(b) Includes 1 percent across-the-board rescission as provided in P.L. 109-148.

8.966

(MILLIONS OF DOLLARS)

(MILLIONS OF DOLLARS)

Program	FY 2008			FY 2009			
	Guaranteed Authorization	Bush Budget Request	Final Apportionment	Guaranteed Authorization	Bush Budget Request	Actual Appropriation	Final Apportionment
Major Capital Investment Program Total	1,700.0	1,399.8	1,569.1	1,809.2	1,620.8		
§ 5309(m)(2)(A) New Starts and Extensions	1,700.0	1,399.8	1,569.1	1,809.2	1,620.8		
Formula and Bus Program Total	7,872.9	7,871.9	7,767.9	8,360.6	8,360.6		
§ 5307 Urbanized Area Formula	3,910.8	3,910.4	3,910.8	4,160.4	4,160.4		
§ 5340 Growing States and High Density States	438.0	437.9	438.0	465.0	465.0		
§ 5311 Rural Formula	438.0	437.9	438.0	465.0	465.0		
§ 5310 Elderly and Disabled	127.0	127.0	127.0	133.5	133.5		
§ 5317 New Freedom	87.5	87.5	87.5	92.5	92.5		
§ 5308 Clean Fuels	49.0	69.0	49.0	51.5	51.5		
§ 3038 Over-the-Road Bus	8.3	8.3	8.3	8.8	8.8		
§ 5309(m)(2)(B) Fixed-Guideway Modernization	1,570.0	1,569.8	1,570.0	1,666.5	1,666.5		
§ 5309(m)(2)(c) Bus and Bus Facilities	927.8	927.6	823.1	984.0	984.0		
§ 5305 Planning	107.0	107.0	107.0	113.5	113.5		
§ 5316 Job Access and Reverse Commute	156.0	156.0	156.0	164.5	164.5		
§ 5320 Alternative Transportation in Parks	25.0	25.0	25.0	26.9	26.9		
§ 5335 National Transit Database	3.5	3.5	3.5	3.5	3.5		
§ 5339 Alternatives Analysis	25.0	25.0	24.7	25.0	25.0		
Research and University Centers	65.5	61.0	65.4	69.8	59.6		
Federal Transit Administration Operations	92.5	89.3	89.3	98.5	94.4		
TOTAL SAFETEA-LU AUTHORIZED FUNDING	9,730.9	9,422.0	9,491.7	10,338.1	10,135.4		
Flexible Funding Transfers from FHWA (a)			(a)				(a)
TOTAL TRANSIT FUNDING							

(a) Flexible funding transfers occur during the Fiscal Year based on state and local government actions, specific amounts are not designated for transfer in authorization or appropriation laws.

8.267

National Surface Transportation Policy and Revenue Study Commission

Transportation for Tomorrow

January 2008 | Executive Summary



Preamble

A modern, smooth-functioning national surface transportation system is essential for economic success in a global economy and is also a key determinant of the quality of life enjoyed by citizens throughout America. Yet for too long — since substantial completion of the Interstate Highway System in the late 1980s — this country has lacked a clear, comprehensive, well-articulated and widely understood strategic vision to guide transportation policymaking at the national level.

In its last major transportation bill, Congress addressed the need for such a guiding vision directly. Noting that “it is in the National interest to preserve and enhance the surface transportation

It should be the goal of this nation to create and sustain the pre-eminent surface transportation system in the world.

system to meet the needs of the United States in the 21st century,”

Congress established the National Surface Transportation Policy and Revenue Study Commission to undertake a thorough review of the nation’s transportation assets, policies, programs and revenue mechanisms, and to prepare a conceptual plan that would harmonize these elements and outline a coherent, long-term transportation vision that would serve the needs of the nation and its citizens.

This Commission has worked diligently to fulfill this charge, meeting and holding public hearings across the country during an intensive 20-month study period. Our findings and recommendations — calling for bold changes in policies, programs and institutions — are contained in our report, *Transportation for Tomorrow*. Here we offer an executive summary of key aspects of the report. The full report can be found on the Commission’s website at www.transportationfortomorrow.org.

A New Vision



Just as it helps to know your destination before starting on a trip, our Commission believed at the outset that it is important to have in mind a vision of what the national surface transportation system might look like — or at least how we’d like it to function — in the middle of the 21st century. But before we began to sketch this futuristic picture of the system, we agreed among ourselves that our primary motivation should be to help the United States to *create and sustain the pre-eminent surface transportation system in the world*. We decided to aim high, in other words, and that pledge has sustained us through many long and sometimes contentious meetings — and has in the end allowed us to reach agreement on a surprisingly wide range of often sweeping policy proposals.

Our report, *Transportation for Tomorrow*, attempts to chart a course with this lofty goal as a destination. It is an action plan aimed at an ultimate achievement — to be the best — and we offer it with full faith that this goal can be reached and the vision realized.

In our view, the United States could lay claim to best-in-class status in surface transportation when all of the following statements hold true:

- Facilities are well maintained
- Mobility within and between metropolitan areas is reliable
- Transportation systems are appropriately priced
- Traffic volumes are balanced among roads, rails and public transit
- Freight movement is an economic priority
- Safety is assured
- Transportation and resource impacts are integrated

8.61



- Travel options are plentiful
- Rational regulatory policies prevail

Speaking more broadly, we envision a surface transportation system where funding and function are inextricably linked. When making investments — and we do believe that substantial new transportation investments will be required — we must demand results, the kind of results that can be estimated in rigorous benefit-cost analyses and tracked by means of performance-based outcomes. We envision a system where needed transportation improvements can be designed, approved and completed quickly, and without unnecessary delays. We see a system that is fully integrated by mode (rail, road and highway), and which provides mobility to all users (urban commuter, rural resident, freight hauler). The transportation system we seek is environmentally sensitive, energy-efficient and technologically up-to-the-minute. And, above all, we envision a transportation system that fosters economic development and spurs

output and productivity growth at levels never seen before in history.


In other words, and as we said initially, we think it should be the goal of this nation to *create and sustain the pre-eminent surface transportation system in the world.*

Today's Problems

Conditions on America's surface transportation systems — our roads, bridges and highways, our passenger and freight rail facilities, our public transit networks — are deteriorating. In some cases, the physical infrastructure itself is showing the signs of age. In almost all cases, the operational efficiency of our key transportation assets is slipping, and we have no agreed upon methods or solutions to restore them to an optimal level of utility.

Highway congestion, especially in our larger metropolitan regions, exacts a heavy toll on commuters and their families, and on the businesses that rely on highways to get their products to market. In figures compiled by the Texas Transportation Institute, congestion cost the American economy an estimated \$78 billion in 2005, measured in terms of wasted fuel and workers' lost hours. Congestion caused the average peak-period traveler to spend an extra 38 hours of travel time and consume an additional 26 gallons of fuel. Yet, we do not yet have a clear, nationally sanctioned strategy for breaking gridlock's chokehold on our economy and quality of life. Contributing to the scale of the problem is a deeply entrenched over-reliance on the personal automobile for travel in urban corridors. Strategies to shift more trips to public transit will play a large role in any forward-thinking efforts to reduce congestion. Similarly, intercity passenger rail offers opportunities to reduce the reliance on the auto for longer-haul trips. In many places, we also will need new highway capacity as well.

Travel on the nation's surface transportation system is far too dangerous. Highway travel, in particular, must improve its safety record. In 2006, over 42,000 people lost their lives on American high-

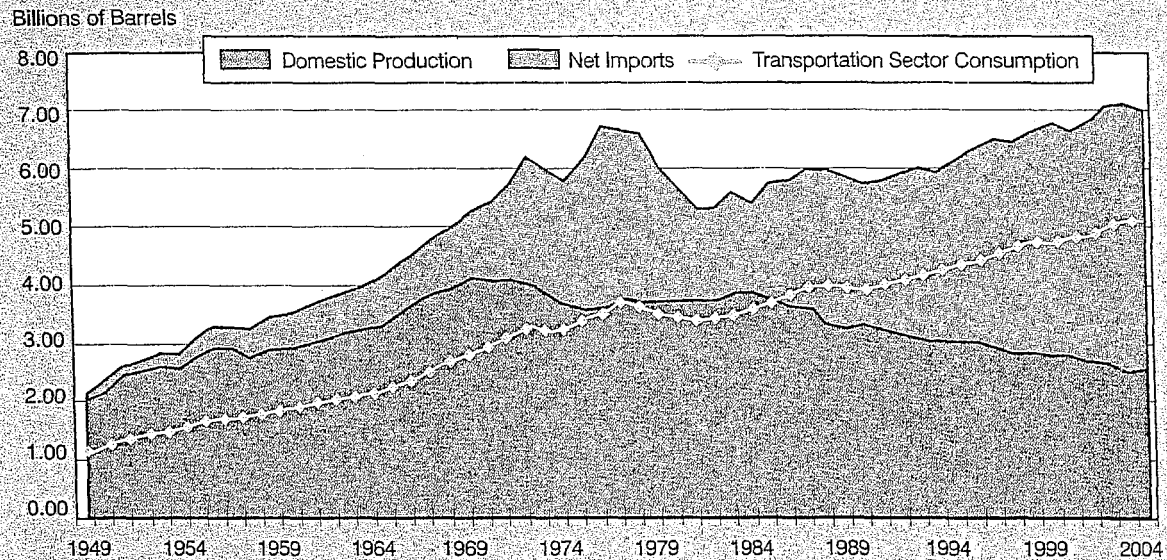


The collapse of Minnesota's Interstate 35W bridge on August 1, 2007, illustrated the fragile nature of the nation's surface transportation system. The country's new and long overdue look at underinvestment in bridges, roads and transit should illustrate that government can build and maintain infrastructure over time. noted Minneapolis Mayor R. T. Rybak. It takes long-term, consistent investment, even when there isn't a constituency lobbying for more money.

8.62



Exhibit 1: Annual petroleum production, imports and consumption in the U.S., 1949-2006



The chart shows that U.S. petroleum imports have increased rapidly over the last 25 years, as domestic production has declined and consumption has increased, led by the transportation sector.

Source: Energy Information Administration

ways, and almost 2.6 million were injured. Highway travel accounts for 94 percent of the fatalities and 99 percent of the injuries that occur on all surface transportation facilities. Although fatality and injury rates have fallen on a total-miles-driven basis, these numbers are still unacceptably high.

Energy security has become a critical transportation issue. The nation's mobility is largely dependent on gasoline and diesel fuel, and the transportation sector as a whole accounts for two-thirds of U.S. petroleum use (see Exhibit 1). The steeply rising cost and unreliable supply of oil puts great strains on American households and businesses, and the greenhouse gases emitted when oil products are burned are now recognized as a chief contributor to global warming. Transportation policy must work in tandem with energy policy to reduce reliance on petroleum fuels and promote research on alternatives.

Because the nation lacks a clearly articulated transportation vision to guide investments — and an objective, performance-based method of assessing

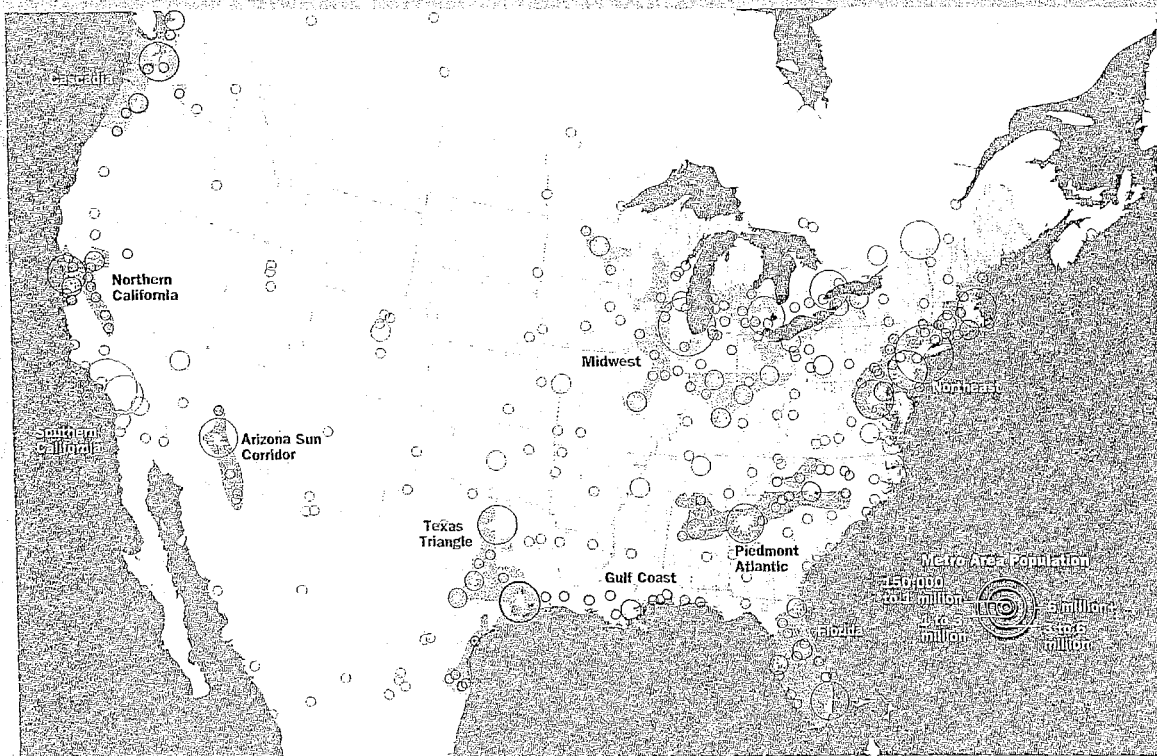
individual projects — investment decisions are often made for political rather than good planning reasons. Congressional earmarking of transportation improvements increased from 10 projects in 1982 to more than 6,300 projects in the Safe, Accountable, Flexible, Efficient Transportation Equity Act: A Legacy for Users (SAFETEA-LU, for short), passed in 2005. Similarly, private sector transactions that affect the nation's publicly owned transportation network must be accomplished in a transparent manner, so that the public is confident their interests are protected.

Future Challenges

Over the next 50 years, the population of the United States will grow by some 120 million people, greatly intensifying the demand for transportation services by private individuals and by businesses. Most of that growth will occur in metropolitan areas (see Exhibit 2). Because it is unlikely that the transportation supply side can keep up with all of this growth, congestion will

8.63

Exhibit 2: Emerging megaregions in the U.S.



Economic activity in the U.S. is becoming increasingly concentrated in closely linked groups of metropolitan areas, referred to as "megaregions." This will intensify pressures on already congested commute and freight corridors.

Source: Regional Plan Association

increase and spread beyond the traditional morning and evening rush hours to affect ever-lengthening periods of each day.

If, as expected, the world economy grows and becomes more globally integrated during the next half-century, the U.S. will experience higher trade volumes and greater pressures on its international gateways and domestic freight distribution network. Economic forecasts indicate that freight volumes will be 70 percent higher in 2020 than they were in 1998 (see Exhibit 3). Without improvements to key goods-movement networks, freight transportation will become increasingly inefficient and unreliable, hampering the ability of American businesses to compete in the global marketplace.

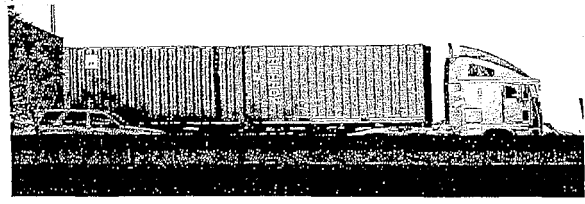

Any effort to address the future transportation needs of the United States must come to grips with the sobering financial reality of such an undertaking. Estimates indicate that the U.S. needs to invest at least \$225 billion annually for the next 50 years to upgrade our existing transportation network to a good state of repair and to build the more advanced facilities we will require to remain competitive. We are spending less than 40 percent of this amount today, and the current fuel-tax-

based revenue mechanisms probably cannot be relied upon alone to raise the needed sums.

The impact of transportation projects on the environment will properly be given increased attention in the future. Plans and projects to improve transportation cannot be made at the expense of the nation's environment, and the costs associated with protecting the environment must be considered, and funding for mitigation committed, during the planning and environmental scoping process. The drive for cleaner fuels and greater energy security also will be an increasingly important factor in the development of future transportation plans and programs at the national level.

At the same time, overly onerous and procedure-bound environmental review processes can often serve to delay the speedy and cost-conscious delivery of important transportation improvements. Major highway projects take about 13 years from project initiation to completion, according to the Federal Highway Administration, and Federal Transit Administration figures indicate that the average project-development period for New Starts projects is in excess of 10 years. That is simply too long. Without diminishing environmental safe-

8.64



guards, it will be essential to reform and streamline certain environmental review requirements to ensure that the large sums that must be spent to improve transportation are not made larger still due to delay and the consequent inflation of project costs.

Recommendations For Reform

The surface transportation system of the United States is at a crossroads. The future of our nation's well-being, vitality, and global economic leadership is at stake. We must take significant, decisive action now to create and sustain the pre-eminent surface transportation system in the world. Here are some of the key elements of what needs to happen.

Increased Investment

To keep America competitive, we are recommending a significant increase in investment in our national surface transportation system. The projected funding shortfalls — to maintain our existing

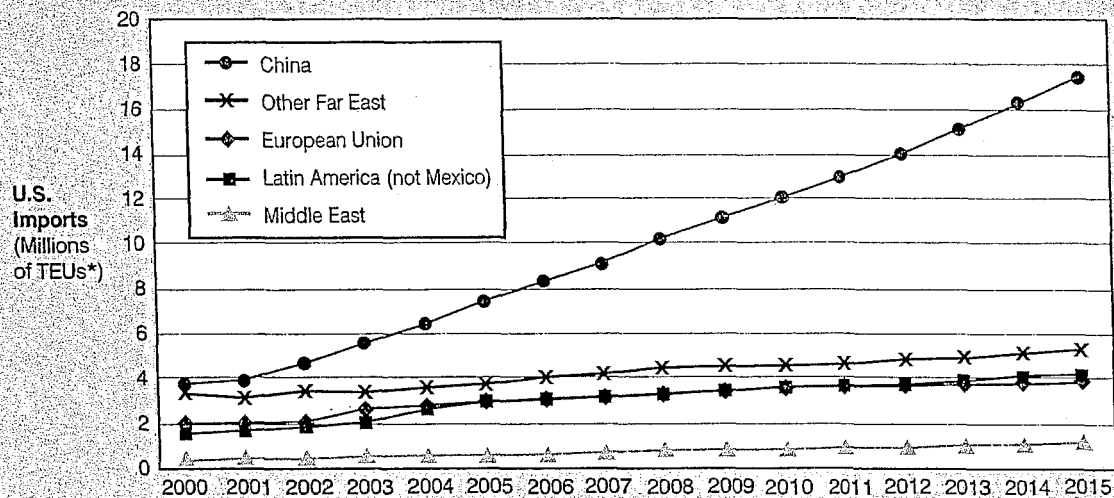
systems and expand capacity where necessary to meet the challenges of the 21st century — are enormous and ominous. To close this investment gap, we will need increased public funding. We will also need increased private investment. More tolling will need to be implemented and new and innovative ways of funding our future system will need to be employed. And we will need to price for the use of our system, which will help reduce investment needs.

Federal Government a Full Partner

We are recommending that the federal government be a full partner — with states, local governments and the private sector — in addressing the looming transportation crisis. The problem is simply too big for the states and local governments to handle by themselves, even with the help of the private sector. We believe that the federal government must continue to be a major part of the solution.

And it's not just that the problem is big. The federal government has a strong interest in our national surface transportation system. This system is of vital importance to our economy, our national


Exhibit 3: Projected growth in container imports to the U.S. merchandise trade by export region, 2000-2015



This chart shows that containerized imports have grown dramatically in recent years, particularly from China. The growing dominance of China in the containerized trade is expected to continue in the future.

Sources: Global Insight World Trade Service; *TEU=Twenty-foot-equivalent unit

8.65



defense and our emergency preparedness. Our transportation network is critical to the interstate and regional movement of people and goods, economic growth, global competitiveness, environmental sustainability, safety, and our overall quality of life.

A New Beginning

In addition to putting more money into the system, we also must create a system where investment is subject to benefit-cost analysis and performance-based outcomes. We need a system that ensures each project is designed, approved and completed quickly; one that provides a fully integrated mobility system that is the best in the world; one that emphasizes modal balance and mobility options; one that dramatically reduces fatalities and injuries; one that is environmentally sensitive and safe; one that minimizes use of our scarce energy resources; one that eases wasteful traffic delays; one that supports just-in-time delivery; and one that allows economic development and output more significant than ever seen before in history.

In order to accomplish these objectives, we have concluded that major changes will be necessary.

We believe that the federal surface transportation program should not be reauthorized in its current form. Instead, we should make a new beginning. Here are the key elements of the new beginning we recommend for the next authorization bill.

First, we are recommending that the federal program should be performance-driven, outcome-based, generally mode-neutral, and refocused to pursue objectives of genuine national interest. More specifically, we are recommending that the 108 existing surface transportation programs in SAFETEA-LU and related laws should be replaced with the following 10 new federal programs:

- **Rebuilding America** – state of good repair
- **Global Competitiveness** – gateways and goods movement


- **Metropolitan Mobility** – regions greater than 1 million population
- **Connecting America** – connections to smaller cities and towns
- **Intercity Passenger Rail** – new regional networks in high-growth corridors
- **Highway Safety** – incentives to save lives
- **Environmental Stewardship** – both human and natural environments
- **Energy Security** – development of alternative transportation fuels
- **Federal Lands** – providing public access on federal property
- **Research and Development** – a coherent national research program

US DOT, state and regional officials, and other stakeholders would establish performance standards in the federal program areas outlined above and develop detailed plans to achieve those standards. Detailed cost estimates also would be developed. These plans would then be assembled into a national surface transportation strategic plan.

Federal investment would be directed by the national surface transportation strategic plan. Only projects called for in the plan would be eligible for federal funding. And all levels of government would be accountable to the public for achieving the results promised.

The Commission acknowledges that these recommendations represent a major departure from current law. The federal program has evolved into what is now essentially a block grant model, with little accountability for specific outcomes. Developing performance standards and integrating them into a performance-driven regimen will be challenging but we believe the rewards will be worth the effort. In addition to making better use of public moneys to accomplish critical national objectives, the Commission's recommended approach of performance standards and economic justification would do much to restore public confidence in the transportation decision-making process. In such an environment, we believe Congress and the

8.66



public would be more amenable to funding the nation's transportation investment needs.

Second, we are recommending that Congress establish an independent National Surface Transportation Commission (NASTRAC), modeled after aspects of the Postal Regulatory Commission, the Base Closure and Realignment Commission, and state public utility commissions. The new federal commission would perform two principal planning and financial functions:

The NASTRAC would oversee various aspects of the development of the outcome-based performance standards in the federal program areas outlined above and the detailed plans to achieve those standards, and it would approve the national transportation strategic plan.

Once the national strategic plan has been approved, the NASTRAC would establish a federal share to finance the plan and recommend an increase in the federal fuel tax to fund that share, subject to congressional veto.

Third, the project delivery process must be reformed by retaining all current environmental safeguards, but significantly shortening the time it takes to complete reviews and obtain permits. Projects must be designed, approved and built as quickly as possible if we are to meet the transportation challenges of the 21st century.

Paying the Bill — “There Is No Free Lunch”

Policy changes, though necessary, will not be enough on their own to produce the transportation system the nation needs in the 21st century. Significant new funding also will be needed. We list our major revenue recommendations below.

First, we are making the following general recommendations:

- It is imperative that all levels of government and the private sector contribute their appropriate shares if the United States is to have the

pre-eminent surface transportation system in the world.

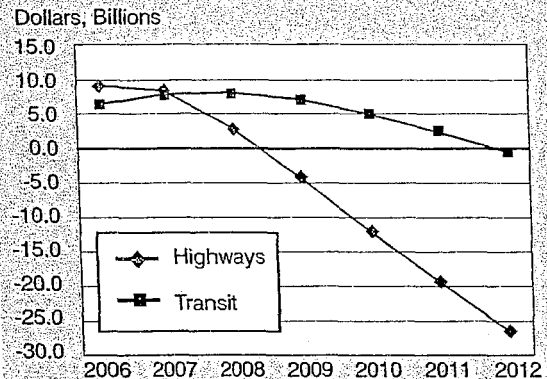
- We strongly support the principle of user financing that has been at the core of the nation's transportation funding system for half a century.
- We are recommending continuation of the budgetary protections for the Highway Trust Fund, so that user fees benefit the people and industries that pay them.

Second, we recommend that legislation be passed in 2008 to keep the Highway Account of the Highway Trust Fund solvent and prevent highway investment from falling below the levels guaranteed in SAFETEA-LU (see Exhibit 4).

Third, we are making the following specific recommendations with respect to transportation funding in the period between 2010 and 2025:

- As noted above in “Future Challenges,” the annual investment requirement to improve the condition and performance of all modes of surface transportation — highway, bridge, public transit, freight rail and intercity passenger rail — ranges between \$225–340 billion. The range depends upon the extent of



Exhibit 4: Projections of Highway and Transit Account Balances Through 2012



This exhibit shows projected balances in the Highway and Transit Accounts of the Highway Trust Fund through 2012 assuming no change in revenues or program levels.

Source: U.S. Department of the Treasury projections.

8.67



peak-hour pricing implemented on congested urban highways in lieu of physical capacity expansion. To address this investment target by providing the traditional federal share of 40 percent of total transportation capital funding, the federal fuel tax needs to be raised by 25–40 cents per gallon. This increase should be phased in over a period of five years (5–8 cents per gallon per year). This rate increase should be indexed to the construction cost index.

- We are also recommending other federal user-based fees to help address the funding shortfall, such as a freight fee for goods movement projects, dedication of a portion of existing customs duties, and ticket taxes for passenger rail improvements. Tax and regulatory policy also can play an incentivizing role in expanding freight and intermodal networks.
- In addition, we are recommending that Congress remove certain barriers to tolling and congestion pricing, under conditions that protect the public interest. This will give states and local governments that wish to make greater use of tolling and pricing the flexibility to do so. More specifically, we are recommending that Congress modify the current federal prohibition against tolling on the Interstate System to allow:
 - tolling to fund new capacity on the Interstate System, as well as the flexibility to price the new capacity to manage its performance; and
 - congestion pricing on the Interstate System (both new and existing capacity) in metropolitan areas with populations greater than 1 million.
- We are recommending that Congress encourage the use of public-private partnerships, including concessions, for highways and other surface transportation modes. Public-private partnerships can serve as a means of attracting additional private investment to the surface transportation system, provided that conditions are included to protect the public interest and the movement of interstate commerce.

- State and local governments have many different types of revenues to draw upon for their share of new investment. They likely will have to raise motor fuel, motor vehicle, and other related user fees. In addition, many may take advantage of the expanded opportunities in tolling, congestion pricing and public-private partnerships that our recommendations propose.

Fourth, we are making the following specific recommendations for transportation funding in the post-2025 era:

- The motor fuel tax continues to be a viable revenue source for surface transportation at least through 2025. Thereafter, the most promising alternative revenue measure appears to be a vehicle miles traveled (VMT) fee, provided that substantial privacy and collection cost issues can be addressed. The next authorization bill should require a major national study to develop the specific mechanisms and strategies for transitioning to the VMT fee or another alternative to the motor fuel tax to fund surface transportation programs.

“Let’s Get Moving”

We believe that a strong transportation system is important enough to mount a large-scale effort for change; indeed we believe it is vital to the economic future of the nation and the well-being of its citizens. *Transportation for Tomorrow* presents a case for fundamental reform that we believe is compelling — and that we hope is persuasive. We invite you to join us as we take actions to turn our recommendations into reality. It is time to deliver to the people of this nation a simple but meaningful message: “Let’s get moving.” Together, we can.



www.transportationfortomorrow.org

8.68

DRAFT/May 1, 2008

**STATEMENT OF NATIONAL PURPOSE
A Vision for Public Transportation**

We live in an age disturbed, confused, bewildered, afraid of its own forces, in search not merely of its road but even of its direction. There are many voices of counsel, but few voices of vision . . .

Woodrow Wilson, Princeton University, 1907

America today urgently needs a new strategy to lay the foundation for its future economic competitiveness, sustainability, and quality of life. APTA believes that an extensive multimodal transportation infrastructure provides the basis for this strategy.

On the national level, public transportation supports America's goals and policies, including spurring economic activity, enhancing competitiveness in the global marketplace, reducing dependence on foreign oil, reducing climate-changing greenhouse gases, and providing critical responses in emergencies. On an individual level, public transportation saves money, reduces the carbon footprint of households, and provides people with choices, freedom, and opportunities.

Authorization of federal surface transportation programs should be directed by two overarching issues, the federal role and purpose in transportation and a vision that can direct transportation policy for the coming decades. For the federal purpose we need look no further than our Constitution. Among its fundamental duties the federal government is directed to promote both commerce and the common good of its citizens. These same two purposes are the core functions of our surface transportation system.

CHOICE, FREEDOM, MOBILITY OPTIONS AND INDEPENDENCE

Americans make their travel choices on the basis of smart and logical decision-making. In places where accessible, high quality public transportation services exist, a high percentage of the traveling public uses the service.

In 2007, people took more than 10.3 billion trips on public transportation, the highest ridership level in nearly 50 years. Much of this growth is attributable to the transportation infrastructure investments provided in the three most recent federal transportation bills, ISTEA, TEA 21, and SAFETEA-LU.

But many Americans do not have adequate transportation choices. A recent survey conducted by the U.S. Department of Housing and Urban Development and the U.S. Census Bureau, found that only 53 percent of American households have access to public transportation of any kind.

While America continues to boast the world's best overall transportation system, the system is showing signs of severe stress, so making investments in our nation's physical infrastructure will be critical to our ability to sustain strong economic growth in future years.

APTA's vision is that America will lead the world in supporting and sustaining a pre-eminent transportation system.

The federal government must therefore continue to play its key investment role in our nation's transportation infrastructure – as it has done when needed since the early days of the nation.

To ensure that Americans have the public transportation choices they clearly want – and need – and to ensure that they can access the range of educational, vocational, social, and recreational opportunities awaiting them, a national transportation policy for the future must recognize several irrefutable facts. And, public transportation benefits everyone – both riders and non riders.

Public transportation is an essential partner in our national strategy for energy independence and climate change. New research calculates that current levels of public transportation service reduce petroleum consumption by 1.4 billion gallons of gasoline each year. This is the equivalent of 34 supertankers leaving the Middle East, one every 11 days. Currently, there are more than 6,400 providers of public and community transportation offering Americans freedom, opportunity, and the choice to travel by means other than a car.

Public transportation contributes to the growth of a strong economy. It is estimated that every \$10 million in capital investment in public transportation yields \$30 million in increased business sales, and that every \$10 million in operating investment in public transportation yields \$32 million in increased business sales. Further, every \$1 billion of federal investment in the nation's transportation infrastructure supports and creates 47,500 jobs.

Public transportation dramatically reduces the effects of traffic congestion. Simply put, congestion results in lost time and wasted fuel. According to a 2007 Texas Transportation Institute report, congestion costs America \$78 billion in lost time and productivity. Public transportation saved 541 million hours in travel time and 340 million gallons of fuel. Without public transportation, congestion costs would have been an additional \$10.2 billion.

Public transportation is an invaluable partner in our central strategy for ensuring clean air and the health of our citizens. Reduced air pollutants and improved personal health and fitness are core American goals – and public transportation provides key contributions to making these goals a reality. A new APTA study prepared by Science Applications International Corporation (SAIC) found, for example, that it takes just one commuter switching from daily driving to using public transportation to reduce the

household carbon footprint by 10 percent. If that household driver gives up the second car and switches to public transit, the household can reduce its carbon emissions up to 30 percent.

Public transportation delivers essential health and human services to people from all walks of life. Public transportation helps older Americans and persons with disabilities improve mobility, plus it provides lifelines to transit-dependent persons in rural areas. In many areas there is a need for more service. Public transportation service is available to only one-third of rural Americans, leaving the other two-thirds with a big gap in their mobility options.

Public transportation provides mobility for our aging society. Over the next two decades, America's baby boomers will reach retirement age, with the U.S. Census Bureau projecting the number of Americans age 65 or older to increase from 35 million today to more than 62 million by 2025. In a 2005 White House Conference on Aging, mobility for older Americans was ranked the third most important issue on a 73-item list – ahead of Medicare. While the dimensions of this shift have been widely discussed, America remains ill-prepared to address the mobility needs of older Americans.

More than 50 percent of non-drivers age 65 and older stay home on any given day partially because they lack transportation options. Rural and suburban residents; African-Americans, Latinos, and Asian-Americans; and households with no cars are more heavily affected than other groups. Older non-drivers have a decreased ability to participate in the community and the economy, making 15 percent fewer trips to the doctor, 59 percent fewer shopping trips and restaurant visits, and 65 percent fewer trips for social, family and religious activities. Public transportation can enable individuals to age in place, thus allowing them prolonged fulfillment and satisfaction of living in their own homes while at the same time requiring only one-fourth as much resources than if the same person were living in an institution.

Public transportation investments are critical to America's homeland security and civil defense. The interstate highway system was begun by President Eisenhower in 1956 as a national defense program. Today, public transportation systems often provide the only opportunity to avoid or flee potentially catastrophic events, and regularly provide critical support to first responders by delivering emergency equipment and supplies, ferrying emergency response personnel, and controlling access to and from disaster sites. A prime example of this occurred on September 11, 2001, when public transportation in New York City, New Jersey, and Washington, D.C. helped evacuate citizens to safety.

Public transportation promotes the practices and principles of livable communities and sustainable development. As our urban areas continue to grow it is important to realize that public transportation acts as a catalyst for promoting compact, connected and mixed-use development. These things make the provision of all transportation, and public services and facilities more efficient and effective while simultaneously helping achieve energy and environmental goals. At the household level use of public transportation is

one of the most significant things individuals can do to reduce their own carbon footprint.

AMERICA'S TRANSPORTATION FUTURE

America's population is growing at an unprecedented rate. A 2006 cover story in USA Today that asks: "Where will everybody live?" noted that the U.S. added 100 million people in the past 39 years, and by 2040, will add another 100 million, with a population total of over 400 million.

If we Americans are to have a true transportation choice that accommodates this extraordinary growth, then we must design a long term investment and policy strategy to provide that choice. APTA's vision? Nothing less than this:

America will be a thriving nation whose multi-modal, environmentally-responsive transportation system is the envy of the world.

But to achieve this goal, partnerships are critical.

Public transportation programs are funded by federal, state and local governments, partnerships that have successfully helped expand public transportation and make a positive difference throughout the country.

There is a critical need, however, for both continued and increased awareness of the benefits of public transportation among our public and elected officials – so that all Americans will have greater access, mobility, and quality of life in the years ahead.

There is an equally critical need for these officials – particularly federal officials – to continue their investment role in provide the funding necessary to public transportation and its infrastructure.

As we have seen, among its many benefits, public transportation:

- Reduces our dependence on insecure and expensive foreign oil – transit use saves the equivalent of 300,000 fewer automobile fill-ups each day.
- Improves public health and helps the environment – public transportation fosters a more active lifestyle, encouraging more people to walk, bike, and jog to transit stops.
- Promotes affordable travel – a two-adult household using public transportation saves \$6,251 annually as compared to a similar household with no access to transit.
- Improves safety – fatality rates for travel on public transportation vehicles are about 1/25th that of private passenger vehicles.

INVESTMENT STRATEGIES

America must expand the number of cities with light rail and streetcar service, commuter rail, bus rapid transit, fixed route bus service, and paratransit services. We can improve the quality of rail systems struggling with system delay because of aging infrastructure and heavy passenger loads, and we can enhance the quality of bus systems in numerous cities. We can also ensure that those in rural communities receive public transportation service, service that more often than not serves as a lifeline to those without access to an automobile. And both in rural and in metropolitan areas, mobility services come in a variety of forms, and the full array of travel options must be known and understood by the public. In short, we can – and we must – provide the public with a quality system that allows for real choices.

For example, in the Portland, Oregon metropolitan area, officials invested in changes that made high-quality public transportation options widely available. As a result, Portlanders' per capita use of public transportation today is over 50% higher since the investments began 25 years ago.

When federal, state, and local governments provide for public transportation funding, they will receive a 6-fold return on their investment, in both public and private benefits.

CONCLUSION

Experience has shown us that investing in our nation's transportation infrastructure is vital to maintaining our mobility, our quality of life, and our economic competitiveness.

Forty years from now, future generations will salute our foresight in discussing, planning, and investing in the future of public transportation.

The decisions we make about our transportation system must of necessity be bold and forward thinking, very much like those 50 years ago that led to the national interstate system.

The American Public Transportation Association therefore strongly promotes the following principles:

- By 2015, high capacity, high quality, energy efficient, environmentally responsible transit system should be in place in every metropolitan region in America, and a choice of travel options should be available for all Americans in all areas.
- Investment in public transportation should provide the capacity and availability to enable transit ridership to more than double in the next 20 years to over 20 billion and to reach 50 billion by 2050.

- Transit should become an active partner in the establishment of a national strategy for energy independence and climate change, providing mobility choices, and as a leader in the use of green technologies.
- Transit should continue its role as a strong national defense partner in providing for our homeland security.

As we look to the future, towards a strong, healthy, prosperous America, we see that vital, capable, comprehensive public transportation systems are – and must remain – an integral part of our country’s mobility strategy.

Such systems contribute to an enhanced quality of American life – from conservation of energy and resources to improved air quality and health to critical support during emergencies and disasters to helping address the climate crisis.

Public transportation is on the move in the 21st century, and more and more of our citizenry each day move with it, discovering the many diverse benefits of traveling on our nation’s buses, trains, subways, trolleys, and ferries.

SIDEBAR: History

From the earliest days of our Republic, the federal government has served two fundamental roles: to provide for the common defense and promote commerce, including the development of infrastructure. Under George Washington, canals and postal roads were the focus of national transportation efforts. Shortly thereafter, the Jefferson administration authorized construction of The National Road. In the mid 19th century, President Lincoln supported the expansion of the railroads across the nation and the federal role in “internal improvements” – roads and bridges – that proved crucial to the country’s growth. In the mid 20th century, the Eisenhower administration launched the interstate highway era, with the goal of connecting the entire country through a high-speed roadway network.

In the 1960s and 1970s, the federal government began providing funding to support public transportation. With the federal government serving as a catalyst, a decades-long trend of decline was reversed. Bus fleets were modernized. Results in this change of funding direction supported a renaissance in public transportation with the emergence of MARTA in Atlanta, the Metro system in D.C., and BART in the San Francisco Bay Area. Over time many other regions invested in public transportation. Over time, better choices have attracted more riders to public transportation, and the 30% transit ridership growth since 1995 has outpaced the growth rate of our population (12%), and the growth rate in the use of the nation’s highways (24%).

April 30, 2008

**APTA Authorization Task Force
Draft Principles for APTA
Recommendations on Next Authorization Bill**

Public transportation can help to ensure a secure and sustainable future for America. For the last half century, America's national transportation vision focused on building a system of interstate roads to connect the geography of the nation. The next 50 years needs to focus on travel options which connect people and enable prosperity in America's bustling economic growth centers. Just as the interstate system resulted from federal policy and participation, future transportation options will also require the continuation of that leadership.

- 1) Congress should authorize a significant increase in the federal transit program, with a total investment of no less than \$123 billion over the six year authorization period, with a goal of meeting at least 50% of the estimated \$60 billion in annual capital needs by the end of the authorization period and to support a projected doubling of ridership over the next 20 years.
- 2) Transit funding guarantees should be strengthened to ensure that authorized funds are appropriated each year to allow for the long-range planning, financing, and leveraging needed to advance necessary investment in transit capital projects and preserve and maintain the existing transit infrastructure in a "state of good repair."
- 3) Congress should take necessary steps to restore, maintain and increase the purchasing power of the federal motor fuels user fee to support a significant increase in the federal investment for the transit program.
- 4) Congress should promote the development of new, innovative financing mechanisms to supplement current revenue streams, such as public private partnerships, tolling, congestion pricing and the capture of revenue generated from changes in federal energy and climate change policies.
- 5) The federal transit program should retain an 80% federal match ratio for all capital transit projects, including the New Starts program.

- 6) Congress should create incentives to increase state and local investment levels in public transportation.
- 7) Federal authorizing legislation for surface transportation investment should ensure that transit programs receive no less than 20% of all federal funds invested in surface transportation infrastructure.
- 8) Congress should simplify and streamline the current federal grant approval process to speed project delivery and reduce costs.
- 9) The federal transit program should help transit providers address operating costs which are beyond their ability to control, such as fuel, and to meet requirements of federal law. Federal law should also encourage state, local and private sector support for such expenses.
- 10) The federal transit program should support greater investment in research and development programs that will enhance service delivery, promote “best practices” through technical standards, and increase the operational efficiency of transportation systems.
- 11) The federal transit program should provide program funding to promote workforce development and career opportunities in the public transportation industry.
- 12) Federal authorizing law should ensure the consideration of public transportation alternatives within a multimodal regional and statewide transportation planning process, which is designed to achieve sustainable outcomes in plans, programs, and projects. There should be a balance of environmental (including greenhouse gas and climate change considerations), economic and social equity objectives in the process.

DRAFT - 4/30/08

**AMERICAN PUBLIC TRANSPORTATION ASSOCIATION (APTA)
FUNDING AND FINANCE AUTHORIZATION PRINCIPLES**

"America will be a thriving nation whose multi-modal, environmentally-responsive transportation system is the envy of the world."

Public transportation provides mobility that significantly contributes to national goals and policies in support of global economic competitiveness, energy independence, environmental sustainability, congestion mitigation and emergency preparedness. On an individual user basis, public transportation saves money, reduces the carbon footprint of households and provides people with choices, freedom, and opportunities. To sustain public transportation's many contributions at the national and local levels, and to accommodate a doubling of public transportation ridership over the next twenty-year period to address the aforementioned national goals and policies, the American Public Transportation Association (APTA) recommends a minimum federal transit investment level of \$123 billion over the next six-year authorization period. To address this minimum federal investment level, APTA has adopted the following Funding and Finance Authorization Principles.

- Authorize guaranteed investment levels for the federal transit program that by the final year of the next authorization bill finance no less than 50 percent of the total unaddressed costs of bringing existing public transportation capital assets into a state of good repair.
- Maintain the existing federal transit program funding guarantees.
- Authorize guaranteed investment levels for the federal transit program that support at least a doubling of transit ridership over the next 20 years (3.5% annual compounded growth).
- Preserve the current 80 percent federal match shares on all transit capital investment (and higher federal match ratios under existing incentive programs) and increase the actual share to the 80 percent level in appropriations.
- Ensure stable and reliable investments in public transportation supported from federal, state and local governments, from transit-generated revenues, and from public-private partnerships.
- Convert the federal transit program from a "grant-based" program to a locally-driven federally-assisted contract authority program similar in concept to the state-driven federally-assisted contract authority highway program.

Existing Program Funding

Background

Federal transit programs are currently funded from two sources: the Mass Transit Account (MTA) of the Highway Trust Fund (HTF) and from General Revenues of the Treasury -- also called General Funds. Until fiscal year (FY) 1983 all transit funding was provided from General Revenues. The Surface Transportation Assistance Act of 1982 (STAA) created the MTA as a separate account in the HTF for accrual of a portion of revenues from the federal motor fuel tax for transit uses. The 1982 STAA increased the federal motor fuel tax on gasoline from 4 cents per gallon to 9 cents per gallon and specified that 1 cent of the 5 cents per gallon increase would be deposited in the newly created MTA. Since then, 20 percent of each subsequent increase in the motor fuel tax has been deposited in the MTA. In 2008 a total of 2.86 cents is credited to the MTA. Currently, 15.5 percent of the total per gallon tax on gasoline and 11.7 percent of the total per gallon tax on diesel fuel are dedicated to the MTA.

In addition, until FY 1999, unexpended balances in the MTA drew interest revenue. Unexpended balances are created when the FTA obligates funds, that is, commits to fund an eligible transit project such as a bus garage, but does not actually pay for the project until it is completed. TEA 21 eliminated the accrued interest revenue for both the MTA and the HA beginning in FY 1999.

Existing Program Funding Principles

- Continue to credit the MTA with, at minimum 20 percent of each future increase in the motor fuel (or successor) tax.
- Preserve, at minimum the current 20 percent general fund contribution necessary to support the federal transit program.
- Restore the purchasing power of dedicated revenue for public transportation and other surface transportation investment to 1993 levels and those revenue sources should be indexed to account for future inflation of construction costs.
- Establish clearly that revenues used to support federal surface transportation programs will be used only for purposes set forth under authorizing law.
- Ensure that the HTF is appropriately credited for ethanol motor fuels and other new and/or currently exempt alternative fuels.
- Restore the earning of interest income to the HTF/MTA.
- Support efforts to fix the short-term deficit in the Highway Account of the HTF in FY 2009 while strongly opposing efforts to "borrow" unexpended balances from the MTA to support the Highway Account of the HTF.

New Program Funding

Background

According to the National Surface Transportation Policy and Revenue Study Commission, existing MTA revenues are inadequate to support existing commitments as well as support required investment levels. According to the Commission, much more should be invested in public transportation infrastructure annually. This chronic underinvestment in America's transportation infrastructure has put our nation at a competitive disadvantage in the global economy. China currently spends 9 percent of its gross domestic product (GDP) on infrastructure and India budgets 3.5 percent while aiming to increase its allocation to 8 percent. By comparison, the United States budgets less than one percent (0.93) of its GDP, and sidesteps the reality of a ballooning \$1.6 trillion deficit for necessary upgrades over the next five years. Absent significant additional federal investment, the condition of our nation's transportation infrastructure will only continue to decline. To reverse this trend new and diversified revenue sources will be required. Current and projected trust fund receipts are inadequate to support required program growth. Over the next six-year period the MTA is expected to generate only \$33 billion in new resources to support a recommended federal investment level of \$123 billion. In addition, the most recent Congressional Budget Office (CBO) report on MTA revenues projects that the MTA cash balance will be negative (insolvent) by the end of FY 2012 absent federal intervention. Failure to address the revenue imbalance of the MTA will result in continued inadequate investment levels that will result in lost jobs, reduced economic competitiveness, more congestion and limitations on personal mobility. To address the need for an enhanced and diversified portfolio of revenues to support the MTA, APTA recommends the following funding options to supplement the existing motor fuel tax and general fund contributions that support the federal transit program:

New Program Funding Options

- Include a new defined revenue source to pay debt service on bonds for large scale highway/transit core capacity/expansion improvements.
- Support longer-term efforts to transition the trust fund from motor fuel taxes/fees to a vehicle mileage tax and/or a vehicle weight/mile tax.
- Dedicate a portion of a new national sales tax to support the MTA.
- Examine the longer-term viability of innovative financing techniques, including: public-private partnerships, federal loan guarantees, tax exempt/tax credit bonds, tolling and congestion pricing, value capture increment financing, and other mechanisms that consider changes in energy use and reduce state and regional carbon footprints.

SANTA CRUZ METROPOLITAN TRANSIT DISTRICT

DATE: May 23, 2008
TO: Board of Directors
FROM: Ciro F. Aguirre, Manager of Operations
SUBJECT: DROPPED SERVICE ANALYSIS REPORT

I. RECOMMENDED ACTION

No action is required. This report is for informational purposes only.

II. SUMMARY OF ISSUES

- On April 11, 2008 the Board directed staff to investigate and provide a report on dropped service caused by the unavailability of Operators to perform service
- This request was prompted during the review of The Dropped Service Report for February 2008 which reflected 46.45 hours of dropped service due to “No Operators” available to perform scheduled work.
- As directed by the Board, staff performed a review of dropped service caused by the unavailability of Operators for January, February, and March of 2008.
- Data on absences was compiled for each month and categorized by type of absence.

III. DISCUSSION

At the April 11, 2008 METRO Board meeting the February 2008 Dropped Service Report was presented to the Metro Board of Directors. This report noted that 46.45 hours of service was dropped due to “No Available Operators”. The Board inquired as to why there were insufficient Operators to fulfill service needs.

Staff indicated that the combination of scheduled time off and unscheduled time off contributed to the unavailability of Operators to perform work and provide service to the level required.

A Union representative explained that due to constant exposure to the public, Operators did become sick, and used their sick leave benefit to convalesce. Additionally, this scheduled time off was used as agreed to contractually. The representative stated that there was a lack of personnel and the impact on service could be better mitigated if management did not schedule training on Friday's, which was the reason for shortages in available personnel.

In order to verify the causes of dropped service, staff tallied absences due to various contractual, state or federally entitled leaves as well as Operators unable to drive due to mandated Vehicle Transit Training (VTT) sessions or other circumstances. The dates of these absences were compared to the dates of the dropped service to determine the adequacy of staffing levels in relationship to the dropped service.

The absence data reviewed by staff revealed that unexpected absences were significantly higher on Payday Fridays or during popular holidays. These unexpected absences significantly impacted staff's ability to maintain scheduled service.

The chart, Shifts to Drivers Comparison – Weekdays (attachment A) reflects the dates in which weekday service was dropped due to insufficient staff.

The chart depicts the required number of shifts to be filled each weekday for scheduled service (approximately 112) as well as the total number of shifts actually scheduled which includes all required work shifts plus six additional operators on standby (point assignments). These six shifts are scheduled throughout the day to be deployed in the case of unexpected absences, mechanical failures, or accidents. When the number of available operators in the **“Regular Workday & OT Drivers”** plot line drops below the **“Work Shifts – Scheduled Service”** plot line all available personnel have been used to provide shift coverage. If not covered with personnel that can or are willing to work unscheduled overtime with minimum notice, dropped service occurs. As noted on the chart, service was dropped on the following days/dates:

Fridays: January 25, February 15, 22 and 29, March 14, 2008

Thursdays: February 7, February 14 (Valentines Day), 2008

Monday, March 17, (St. Patrick's Day) and Tuesday, March 18, 2008.

Data also revealed that no service was dropped due to mandated training classes. Staff schedules trainings during school vacations when service levels are lower and more operators are available for training.

There are a total of twenty-three (23) contractual, state or federal leaves Operators are entitled to that at times impact METRO's ability to deliver service.

Additional Charts were created to show available leave categories and usage factors (see attachments B, C, D - Absences by Leave Type). These charts show that of the 23 entitled leaves, the top three leave categories utilized by operators are annual leave, sick leave and state disability. During the months of January, February and March 2008, the total number of annual days utilized per month by all drivers averaged 261; the total number of sick days utilized per month by all drivers averaged 154 and the total number of days of state disability leave utilized per month by all drivers averaged 124.

The average number of Operators on overtime used for all three months equaled 248 per month or approximately eight (8) operators per day.

The ability for METRO to provide scheduled bus service is predicated on availability of Operators to perform the work. In an attempt to ensure that all scheduled service is provided, METRO Operations staff consistently coordinates labor resources by projecting labor requirements, on a day-by-day, week-by week basis.

In November of 2007, staff performed an analysis of the current fixed route Operator staffing levels to determine if the funded number of 158 operators was sufficient to adequately provide the labor resources needed to deliver current levels of service. This study was initiated based on observations of periodic dropped service during the Fall, 2007 bid.

Results from the analysis determined that three (3) additional operators were needed for the level of scheduled service METRO had committed to the public. A class of six operator trainees started on March 10, 2008, and is scheduled to be available for service May 21, 2008. This class replaces operators who have retired and includes the three additional positions authorized. These three additional Operators will increase our total funded Operator positions to 161.

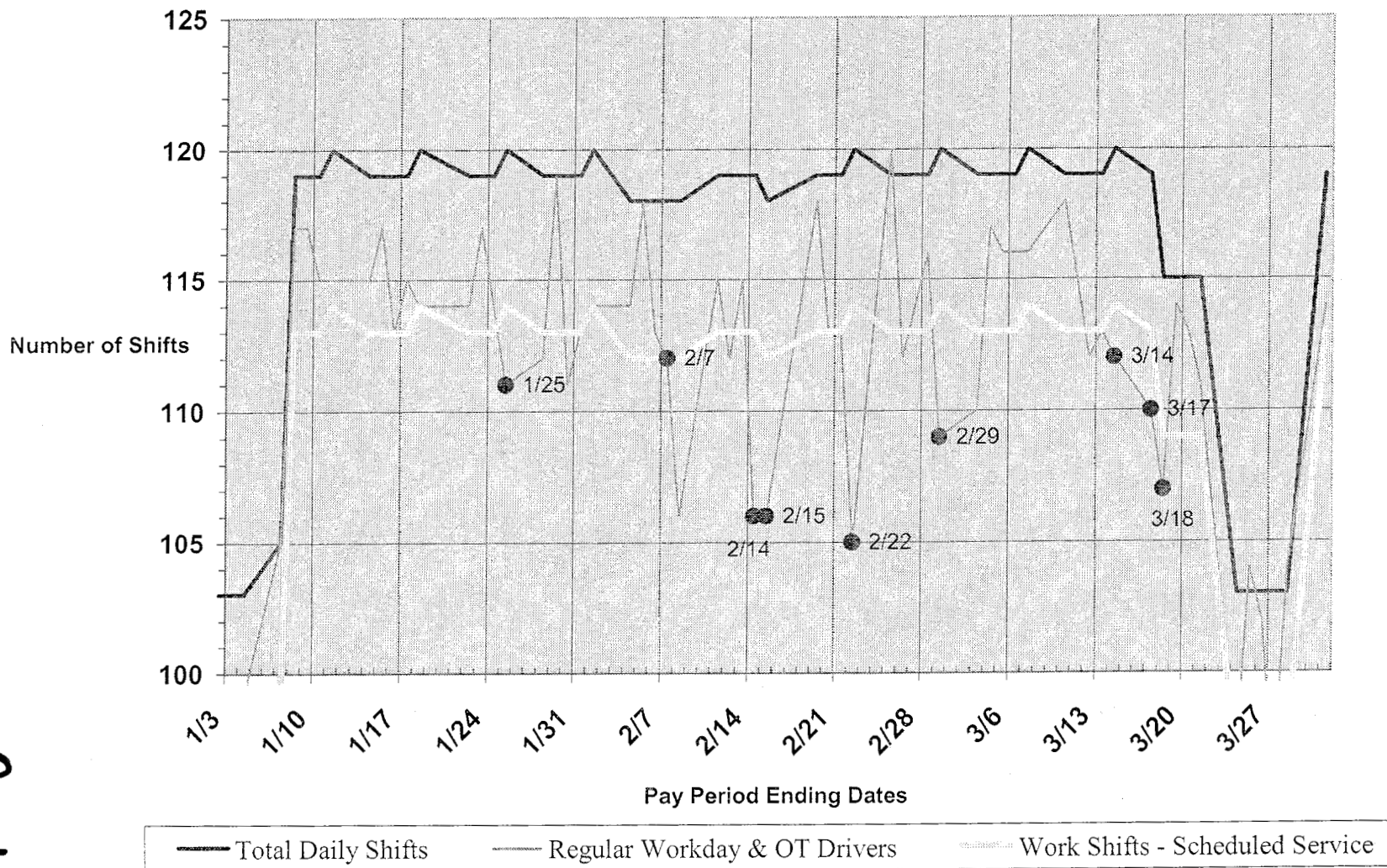
IV. FINANCIAL CONSIDERATIONS

NONE

V. ATTACHMENTS

- Attachment A:** Shift to Drivers Comparison – Weekdays
- Attachment B:** Absences by Leave Type – January 2008
- Attachment C:** Absences by Leave Type – February 2008
- Attachment D:** Absences by Leave Type – March 2008

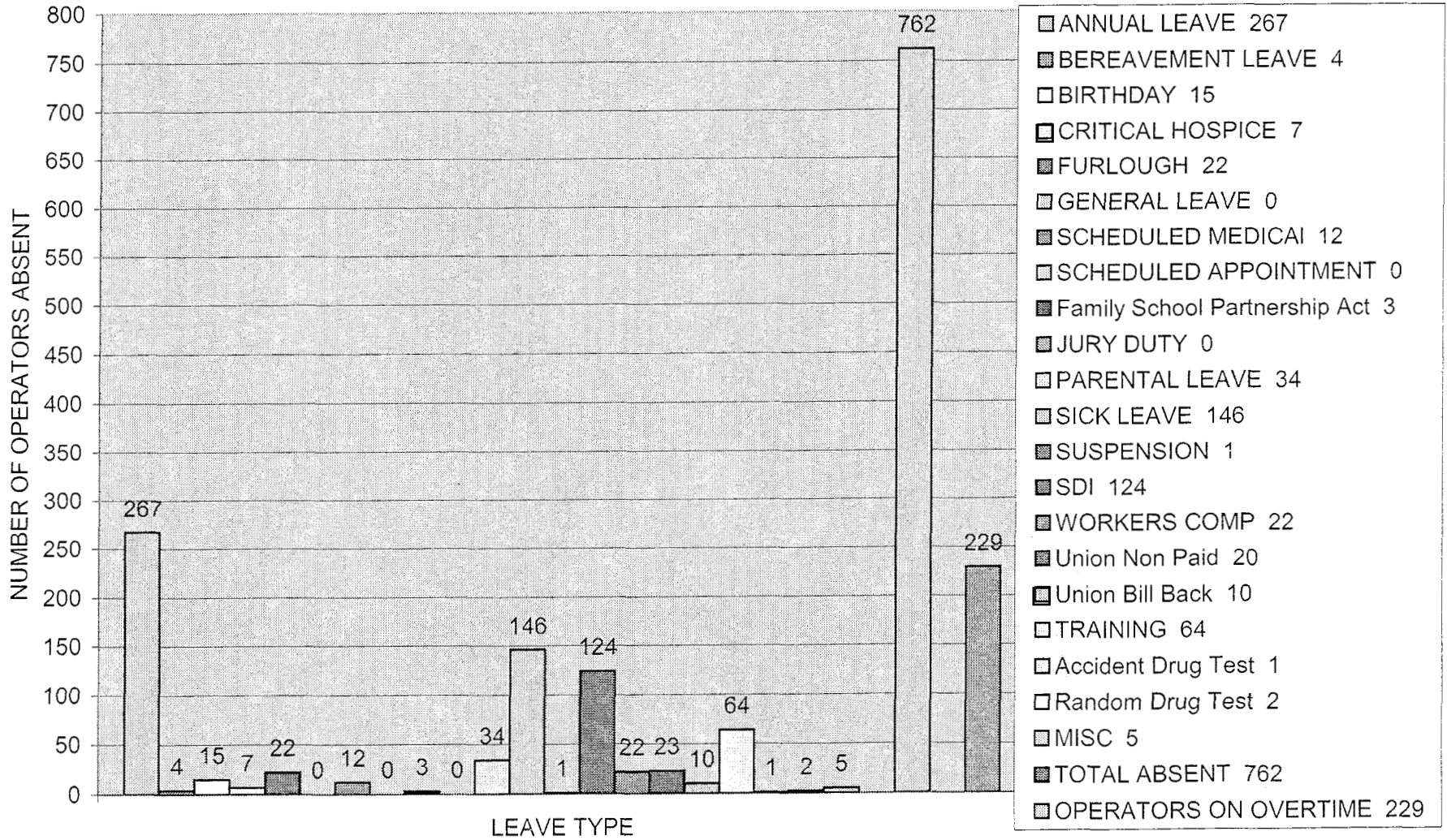
January, February, March 2008
Shifts to Drivers Comparison - Weekdays



9.21

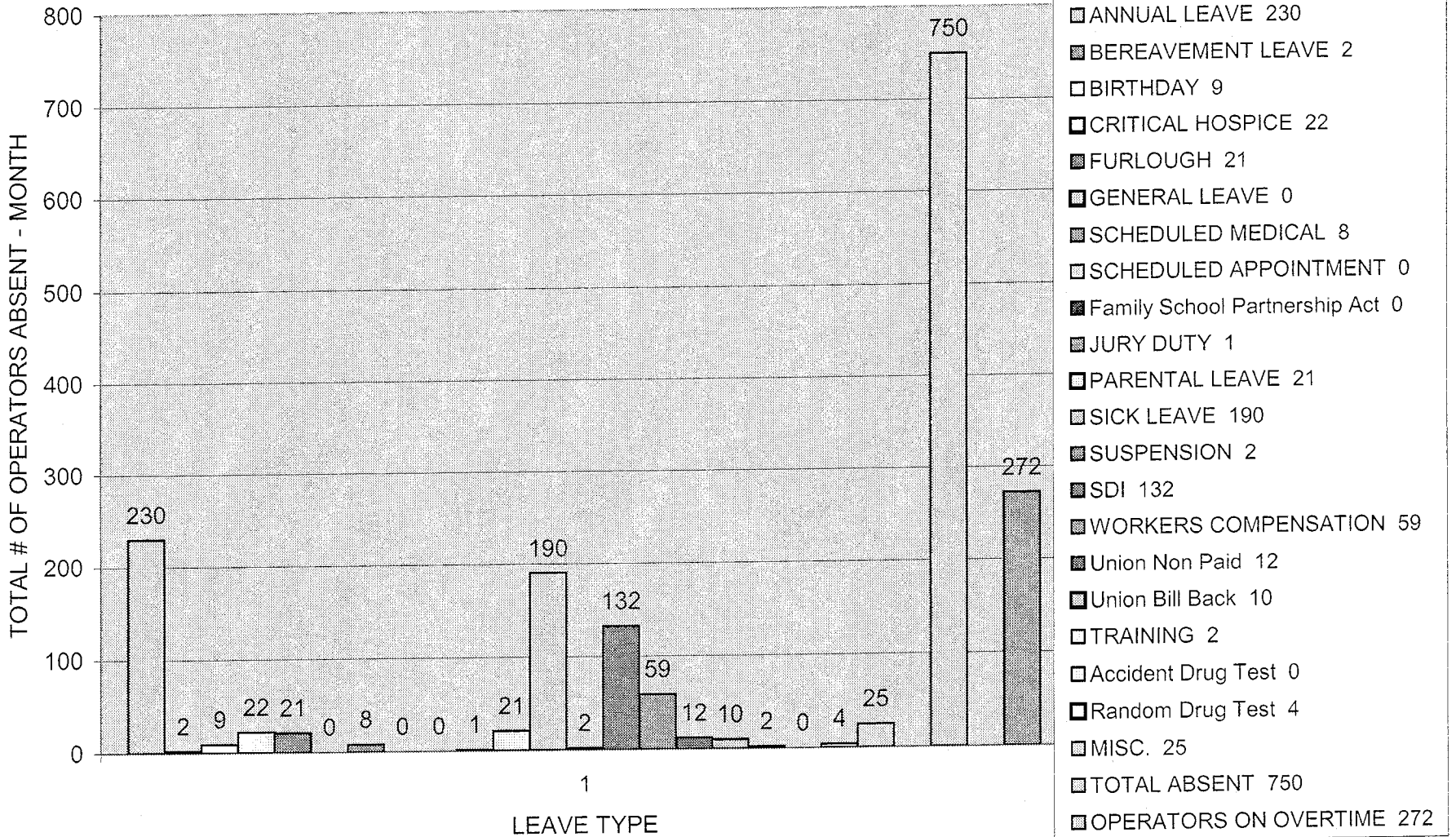
Attachment A

JANUARY 2008
 ABSENCES BY LEAVE TYPE



19.6

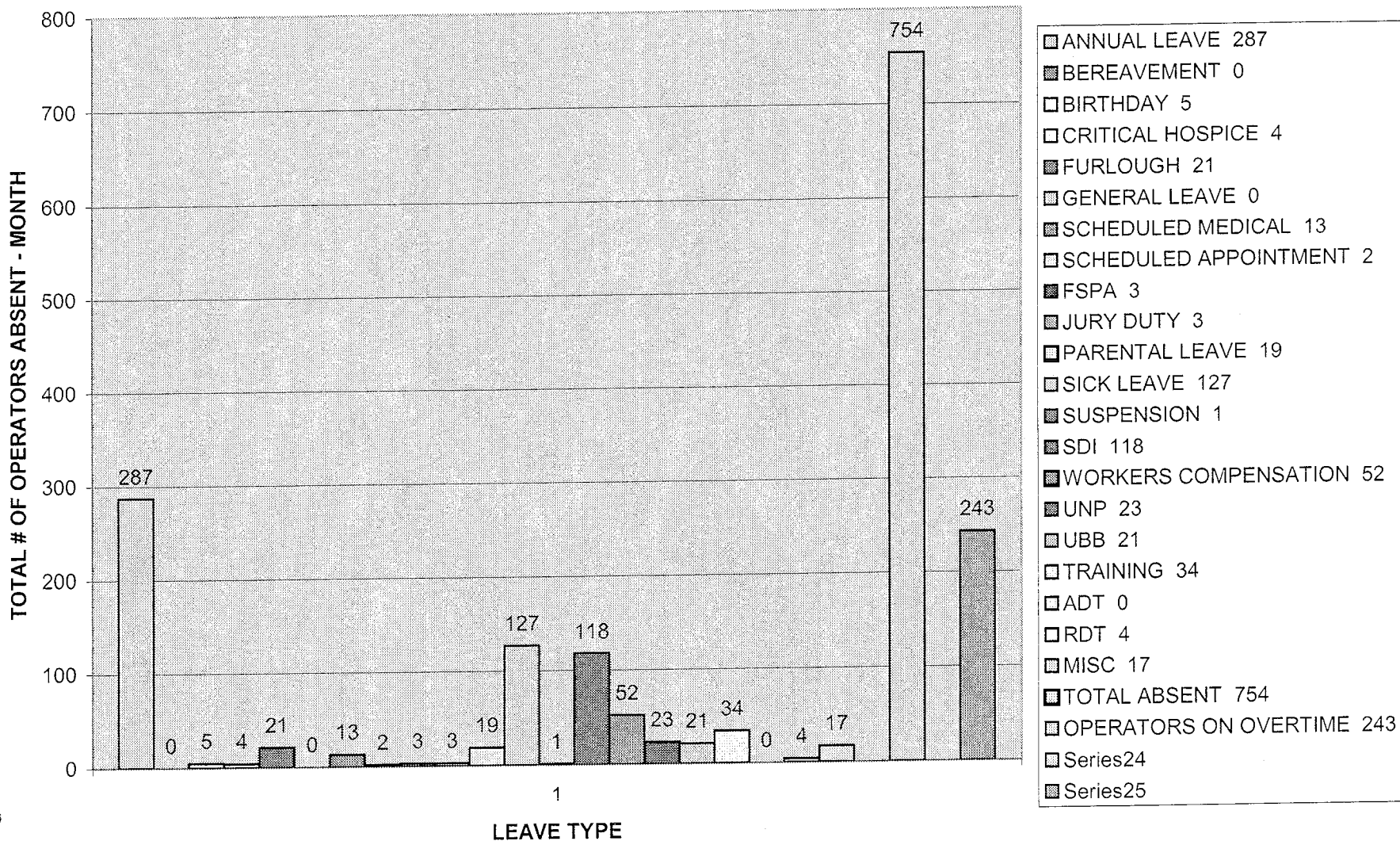
FEBRUARY 2008
ABSENCE BY LEAVE TYPE



9.c1

Attachment C

MARCH 2008 ABSENCE BY LEAVE TYPE



9.d1

SANTA CRUZ METROPOLITAN TRANSIT DISTRICT

DATE: May 23, 2008
TO: Board of Directors
FROM: April Warnock, Paratransit Superintendent
SUBJECT: METRO PARACRUZ ALLIANCE/DIALYSIS TRANSITIONAL REPORT

I. RECOMMENDED ACTION

This report is for information only- no action requested

II. SUMMARY OF ISSUES

- The Central Coast Alliance for Health (the Alliance) is a non-profit health plan that serves over 85,000 members in Santa Cruz and Monterey Counties. Their programs include brokering for Medi-Cal.
- Prior to March 2007, the Alliance historically had been providing no-fare transportation to a diversity of medical services, including dialysis, accessed by their members.
- Alliance issues a letter dated February 26th, 2007 to all Alliance Providers, Office Staff, and Hospital Discharge Planners outlining their first attempt at curtailing the rising cost of providing no-fare transportation to their members by restricting the eligibility criteria. Effective March 15, 2007 for Santa Cruz County, and effective April 1, 2007 for Monterey County.
- Alliance issues a letter dated April 2nd, 2008 to its members currently utilizing Alliance provided no-fare transportation to/from dialysis, further restricting the eligibility criteria. Effective May 2, 2008.
- The change in the Alliance benefit could reflect an increase of dialysis riders transitioning to ParaCruz service, that could potentially average six rides per week, per client.

III. DISCUSSION

The Central Coast Alliance for Health (the Alliance) is a non-profit health plan that serves over 85,000 members in Santa Cruz and Monterey Counties. Their programs include brokering for Medi-Cal.

Prior to March 2007, the Alliance historically had been providing no-fare transportation to a wide diversity of medical services, including dialysis, accessed by their members. Alliance had contracted with Community Bridges to perform the rides.

10.1

In March of 2007, the Alliance issued a letter to all Alliance Providers, Office Staff, and Hospital Discharge Planners, reducing the non-emergency medical transportation benefit to the criteria laid out in Title 22 of the California Code of Regulations, Section 51323. At that time, the plan would still cover rides for members receiving dialysis who had no other form of transport. The letter also mentions the transition of the contractor performing their rides to MV Transportation, the previous contract was with Community Bridges.

The chart below reflects the increase in ParaCruz rides subsequent to the Alliance letter to the providers. January and May are reflected due to the similarities of service days provided. As a comparative, January was pre-Alliance letter, and May was post-Alliance letter.

DIALYSIS RIDE CHANGE STATUS			
	Watsonville	Santa Cruz	Total Rides
Jan 2007 - 31 days	166	280	446
May 2007 - 31 days	242	318	560
Increase in dialysis rides	31.40%	11.95%	20.36%

On April 7th, 2008, the Administrative Supervisor of Satellite Dialysis contacted METRO ParaCruz. The Administrator requested ParaCruz' help in determining which Alliance members receiving dialysis are currently eligible for ParaCruz services, and provided a letter dated April 2, 2008 issued by the Alliance.

The April 2nd letter, addressed to Alliance members who are accessing no-fare rides to and from dialysis treatments, sets further restrictions on the eligibility criteria needed to qualify for their no-fare rides. The letter states:

‘Starting May 2, we will only pay for rides to dialysis for people who:

- Have a medical or physical condition that makes it impossible for them to go by regular bus or car and they are not able to sit up and have to ride laying down, **or**
- Are in a wheelchair and are not able to transfer from the chair to a seat or to push the chair themselves.’

ParaCruz staff compared the list of Alliance/dialysis persons with currently eligible ParaCruz clients. Chart below reflects status as of April 9th, 2008.

DIALYSIS ELIGIBILITY STATUS			
	Watsonville	Santa Cruz	Totals
Number Alliance/dialysis persons	53	31	84
Not Eligible for ParaCruz	28	13	41
In Eligibility Process	0	1	1
Currently Eligible	25	17	42
Currently Riding ParaCruz	11	10	21
			4/9/2008

Increase of Dialysis Rides

Approximately sixty (60) dialysis persons could potentially become ParaCruz users. Persons receiving dialysis typically ride between two and three days a week, equaling four to six rides apiece, respectively.

Using actual data for persons who ride two or three times a week, for March 2008, ParaCruz provided 406 rides for 21 persons. This averages out to approximately 19 rides per month per person. Using the month of March 2008 actual numbers, the potential impact of the Alliances/dialysis persons transitioning onto METRO ParaCruz service is outlined in the following chart:

DIALYSIS MONTHLY RIDES-ACTUAL DATA

Number of persons transitioning	5	10	20	30	40	50	60
Increase in number of rides	48	193	387	580	773	967	1160
Percentage increase of dialysis rides	24%	48%	95%	143%	190%	238%	286%

Overall Impact on ParaCruz

Above is outlined the potential impact on the number of dialysis rides only. The following charts reflect the potential impact (percentage increase) on ParaCruz Operation overall. In the month of March 2008, ParaCruz provided rides for 7005 persons, 6087 of which were individual clients. The increase percentage is based on 6087.

OVERALL MONTHLY RIDE INCREASE-ACTUAL DATA

Number of persons transitioning	5	10	20	30	40	50	60
Increase in number of rides	6087						
Percentage increase of dialysis rides	1%	3%	6%	10%	13%	16%	19%

On average, ParaCruz Operators perform fifteen rides a day.

OPERATORS NEEDED-ACTUAL DATA

Number of persons transitioning	5	10	20	30	40	50	60
Increase in number of monthly rides	97	193	387	580	773	967	1160
Average increase per day (26 days)*	4	7	15	22	30	37	45
Increase in Operators needed per day	0.2	0.5	1.0	1.5	2.0	2.5	3.0

*Dialysis operates six days per week.

IV. FINANCIAL IMPACT:

Current average cost per ride is thirty dollars (\$30.00). The monthly cost projections are:

MONTHLY COST PROJECTION-ACTUAL DATA

Number persons transitioning	5	10	20	30	40	50	60
Number of rides increase	97	193	387	580	773	967	1160
Average cost per ride	30	30	30	30	30	30	30
Monthly cost	\$2,910	\$5,790	\$11,610	\$17,400	\$23,190	\$29,010	\$34,800

Multiplying the projected cost per month by twelve, the yearly projections are:

YEARLY COST PROJECTION-ACTUAL DATA

Number persons transitioning	5	10	20	30	40	50	60
Yearly cost projection	34,920	69,480	139,320	208,800	278,280	348,120	417,600

As of Friday, May 2nd, 2008, the status of the Alliance –Dialysis client’s transition to ParaCruz is:

ALLIANCE - DIALYSIS TRANSITIONAL UPDATE

CLIENT STATUS	Totals
Total Number Dialysis Persons	84
Initial Number Persons with Rides	21
Number of Transitional Riders with Rides	21
Total Number Current Riders	42
Persons Not Eligible for ParaCruz	20
In Eligibility Process	2
Currently Eligible but Not Riding to Dialysis	18
Out of the Service Area	3

RIDE STATUS		
Number of Rides before Transition	94 / week	376 / month
Number of New Rides from Transition	121 / week	484 / month
Total Number of Rides	215 / week	860 / month
updated 05/02/2008		

V. ATTACHMENTS

NONE

10.4

SANTA CRUZ METROPOLITAN TRANSIT DISTRICT

STAFF REPORT

DATE: May 23, 2008

TO: Board of Directors

FROM: Margaret Gallagher, District Counsel

SUBJECT: CONSIDERATION OF A RESOLUTION PROPOSING MODIFICATIONS TO METRO'S BYLAWS FOR PURPOSES OF CLARITY AND TO DOCUMENT CURRENT METRO PRACTICES

I. RECOMMENDED ACTION

Approve the Resolution of METRO's Bylaws as set forth in Attachment A with proposed modifications.

II. SUMMARY OF ISSUES

- Every year, METRO's Board of Directors reviews its Bylaws to determine if any changes are necessary.
- Santa Cruz METRO's enabling statute provides that the Board of Directors shall make its own rules of procedure and determine the place and time of its meetings (Public Utilities Code Section 98105).

III. DISCUSSION

Generally, on an annual basis, the METRO Board of Directors reviews its bylaws to determine if modifications are warranted. The last time the Directors made any modifications to the Bylaws was in May 2007. METRO's enabling statute provides that the Board of Directors shall make its own rules of procedure and determine the place and time of its meetings (Public Utilities Code section 98105). Additionally, Public Utilities Code section 98132 provides that the Board shall establish rules for its proceedings.

The proposed modifications are generally not substantive in nature. Rather, they are designed to clarify existing language and document current practices. Attachment A sets forth the proposed modifications to the Bylaws Resolution. Attachment B is a summary of the proposed modifications with an explanation for the proposal.

IV. FINANCIAL CONSIDERATIONS

None

V. ATTACHMENTS

Attachment A: Bylaws Resolution as modified, including all proposed modifications

Attachment B: Proposed changes to sections of METRO's Bylaws with explanation

RESOLUTION NO. 69-2-1
Amended 1-21-83, 6-16-89, 8-21-92,
4-15-94, 4-21-95, 4-27-97, 9-18-98,
4-16-99, 11-19-99, 6-16-00, 6-08-01,
6-15-01, 9-21-01, 02-15-02, 06-21-02,
09-27-02, 10-10-03, 12-19-03, 09-24-04,
and 12-17-04; 02-24-06; 02-23-07; 05-25-
07

On the Motion of Director: Rotkin
Duly Seconded by Director: Bustichi
Is Hereby Amended: 05-2523-0708

**A RESOLUTION OF THE
SANTA CRUZ METROPOLITAN TRANSIT DISTRICT BOARD OF DIRECTORS
ESTABLISHING RULES, REGULATIONS, AND PROCEDURES FOR,
AND THE TIME AND PLACE OF MEETINGS OF THE BOARD; AND
CREATION OF OTHER OFFICES**

I. REGULAR MEETINGS

1.01 Regular Meetings; Time

- (a) Regular meetings of Santa Cruz Metropolitan Transit District (METRO) the Board of Directors shall be held on the second Friday of each month from 9:00 a.m. to not later than 11:00 a.m. and on the fourth Friday of each month from 9:00 a.m. to not later than noon. The Board of Directors may extend the meeting times as necessary through Board action. Notwithstanding the foregoing, if a regular meeting falls within 5 working days of a recognized District—METRO holiday, i.e., Thanksgiving, Christmas or New Year's Day, the Board of Directors shall reschedule the meeting to a more convenient date. The regular meeting schedule shall be published for the upcoming year and approved by the Board of Directors during October of each year. This schedule shall include the date, location and commencement time for each regular meeting of the Board of Directors and shall be posted on METRO's website, and METRO's official Bulletin Board throughout the year.

- (b) The regular meeting on the second Friday of the month shall primarily be in a workshop format to review matters that may be agendized for the Regular Board Meeting scheduled for the fourth Friday of the month. However, the Board of Directors may take action at either regular Board meeting pursuant to the agenda prepared in accordance with California

11.a1

law and these Bylaws.

1.02 Regular Meetings; Place

- (a) The Regular meeting of the Board of Directors on the second Friday of the month shall be convened in the Encinal Conference Room at Santa Cruz Metropolitan Transit District, 370 Encinal Street, Suite 100, Santa Cruz, CA 95060. The Regular meetings of the Board of Directors on the fourth Friday of the month shall be convened in the Santa Cruz City Council Chambers, City Hall, 809 Center Street, Santa Cruz, California, except when the Board of Directors' regular meeting schedule sets forth an alternate location that in the following months the meetings will be held at the specified locations: ~~May: Capitola City Council Chambers located at 420 Capitola Avenue, Capitola, California; November: Watsonville City Council Chambers located at 250 Union Street, Watsonville, California.~~
- (b) If, by reason of fire, flood, earthquake or other emergency, it shall be unsafe to meet in the place designated above, the meeting shall be held for the duration of the emergency or unsafe condition at the place designated by the Chair of the Board of Directors in a notice to the local media that have requested notice in writing, by the most rapid means of communication available at the time. A notification advising the public of the changed meeting location during the emergency or unsafe condition shall be posted on the door of the regular meeting room by the Secretary/General Manager, unless circumstances prevent her/him from doing so.
- (c) The Board of Directors shall not conduct any meeting in any facility that prohibits the admittance of any person, or persons, on the basis of race, religious creed, color, national origin, ancestry, sex, gender, pregnancy or related medical condition, age, marital status, medical condition (cancer related or genetic characteristics), sexual orientation, veteran status, or which is inaccessible to persons with physical or mental disabilities~~disabled persons~~, or where members of the public may not be present without making a payment or purchase.

1.03 Regular Meetings; Open to the Public

- (a) Meetings of the Board of Directors shall be open and public and all persons shall be permitted to attend except as otherwise allowed by law or

11.02

when a closed session is authorized pursuant to applicable state law and properly noticed in accordance therewith.

- (b) A Spanish-bilingual interpreter shall be present and available for translations at the Regular Board Meeting held on the fourth Friday of the month.

1.04 Closed Sessions: State Reasons and Legal Authority; Scope of Coverage; Notice; Reporting Out

- (a) Prior to holding any closed session, the Board of Directors shall disclose, in an open meeting, the item or items to be discussed in the closed session. The disclosures may take the form of a reference to the item or items as they are listed by number or letter on the agenda. In the closed session, the Board of Directors may consider only those matters covered in its statement. Nothing in this section shall require or authorize a disclosure of information prohibited by state or federal law.
- (b) After any closed session, the Board of Directors shall convene into open session prior to adjournment and shall make any disclosures required by state law of action taken in the closed session.

II. AGENDA

2.01 Agenda; Notification and Posting

- (a) In order to facilitate the orderly conduct of the business of the Board of Directors, all reports, communications, resolutions, or other matters to be submitted to the Board of Directors shall be submitted to the Secretary/General Manager not later than ~~12:00 noon~~ 5:00 p.m. on the ~~Friday~~ Thursday ~~two~~ one weeks prior to the date of the regular Board of Director's meeting unless the Administrative Offices are closed for a holiday, in which case, the deadline shall be moved up one day. ~~scheduled for the second Friday of the month.~~
- (b) The Chair, in consultation with the Secretary/General Manager, shall arrange the agenda and shall furnish a copy of it to each member of the Board, to the District Counsel, to the management staff, and to METRO's Union representatives ~~to the County Administrative Officer, and to the City Manager of Santa Cruz, Capitola, Watsonville and Scotts Valley~~ not later than the Tuesday in the week of a Regular Board meeting; the agenda shall be posted on the Official Bulletin Board for the public at the

11.a3

Administrative Office of the Santa Cruz Metropolitan Transit District at least 72 hours preceding each regular Board meeting. A record of this posting including the time and place of posting will be maintained by the Administrative Services Coordinator.

- (c) The agenda shall contain a brief description of each item of business to be transacted or discussed at the meeting, including items to be discussed in closed session. The description will be reasonably calculated to inform the public of the general nature of the subject matter of the item so that the public may seek further information on items of interest. The description will focus on the substance of the matter rather than the contemplated action. The agenda shall specify the time and location of the regular meeting and shall be posted in a location that is freely accessible to members of the public.
- (d) Copies of the agenda shall be mailed to any individual or entity that has requested it. The Full Agenda Packet which includes attachments is available online at METRO's website, scmttd.com. Individuals and entities can voluntarily subscribe or unsubscribe to receive automated email notification when METRO's agendas and agenda packets are available online.

2.02 Agenda; Public Input

Every agenda for regular open meetings shall provide an opportunity for members of the public to directly address the Board of Directors on any items of interest to the public, and before or during the Board's consideration of the item, that is within the subject matter jurisdiction of ~~Santa Cruz Metropolitan Transit District~~METRO, provided that no action shall be taken on any item not appearing on the agenda unless the Board complies with Section 2.03 below.

2.03 Agenda; Action Taken Not on Agenda

- (a) No action or discussion shall be taken on any item not appearing on the posted agenda except that members of the Board of Directors present at the meeting or ~~District~~METRO staff may briefly respond to statements made or questions posed by persons exercising their public testimony rights. In addition, on their own initiative, or in response to questions posed by the public, Directors or ~~District~~METRO staff may ask a question for clarification, make a brief announcement, or make a brief report on his or her own activities. Furthermore, a Director or the Board itself may, subject to the ~~District's~~METRO's rules and regulations,

11.94

provide a reference to staff or other resources for factual information, request staff to report back to the body at a subsequent meeting concerning any matter, or, take action to direct staff to place a matter of business on a future agenda.

- (b) Notwithstanding subdivision (a) above, the Board of Directors may take action on items of business not appearing on the posted agenda under any of the conditions stated below. Prior to discussing any item pursuant to this section, the Chair of the Board of Directors shall publicly identify the item.
 - (i) Upon a determination by a majority vote of the Board of Directors that an emergency situation exists, as defined in Section 4.01(b) herein;
 - (ii) Upon a determination by a two-thirds vote of the Directors present at the meeting, or, if less than two-thirds of the members present at the meeting, a unanimous vote of those member present, that there is a need to take immediate action and that the need for action came to the attention of the ~~District~~ METRO subsequent to the agenda being posted; or
 - (iii) The item was posted pursuant to a prior meeting of the Board of Directors occurring not more than five calendar days prior to the date action is taken on the item, and at the prior meeting the item was continued to the meeting at which action is being taken.

2.04 Agenda; Other Distributed Writings

- (a) Agendas and any other writings when distributed to all or a majority of all, the members of the Board of Directors by any person in connection with a matter subject to discussion or consideration at a public meeting are public records and shall be made available without delay unless the writing is exempt from disclosure pursuant to the California Public Records Act.
- (b) Writings which are public records as set forth above and which are distributed during an open ~~public~~ meeting shall be made available for public inspection at the meeting if prepared by the ~~District~~ METRO or a Director or after the meeting if prepared by some other person.

11.05

III. SPECIAL MEETINGS

3.01 Special Meetings; Notice and Purpose

- (a) A special meeting may be called at any time by the Chair or by a majority of the members of the Board of Directors, by delivering ~~personally or by any other means~~, at least 24 hours in advance, written notice to each member of the Board of Directors, and to each local newspaper of general circulation, radio or television station requesting notice in writing. The notice shall be delivered personally or by any other means at least 24 hours in advance of the meeting. The call and written notice shall specify the time and place of the special meeting and the business to be transacted and discussed.
- (b) No other business shall be considered at the special meeting. The call and notice shall be posted at least 24 hours prior to the special meeting in a location that is freely accessible to members of the public.
- (c) Every notice for a special meeting at which action is proposed to be taken on an item shall provide an opportunity for members of the public to directly address the Board of Directors concerning ~~that any item prior to action on that item.~~ that has been described in the notice for the meeting before or during consideration of that item.
- (d) c
- (e) Notice shall be required pursuant to this section regardless of whether any action is taken at the special meeting.

IV. EMERGENCY MEETINGS

4.01 Emergency Meetings; Notice and Purpose

- (a) In the case of an emergency situation involving matters upon which prompt action is necessary due to the disruption or threatened disruption of public facilities, the Board of Directors may hold an emergency open meeting without complying with either the 24-hour notice requirement or the 24-hour posting requirement or both of the notice and posting requirements of s Special Meeting of Section 3.01 herein.
- (b) For purposes of this section, "emergency situation" means any of the

11.26

following:

- (i) An Emergency means a work stoppage, crippling disaster or other activity, which severely impairs public health, safety, or both, as determined by a majority of the members of the Board of Directors.
- (ii) A dire emergency means a crippling disaster, mass destruction, terrorist act, or threatened terrorist activity that poses peril so immediate and significant that requiring the Board of Directors to provide one-hour notice before holding an emergency meeting may endanger the public health, safety, or both, as determined by a majority of the members of the Board of Directors.
- (c) Although no notice to the public is required, each local newspaper of general circulation and radio or television station which has requested notice of special meetings shall be notified by the presiding Chair of the Board of Directors, or designee thereof, one hour prior to the emergency meeting by telephone or in the case of a dire emergency, at or near the time that the Chair or designee notifies the directors of the emergency meeting. The notice shall be given by telephone and All telephone numbers provided in the most recent request of such newspaper or station for notification of special meetings shall be exhausted. In the event that telephone services are not functioning, the notice requirements of this section shall be deemed waived, and the Chairperson ~~of the Board of Directors,~~ or designee thereof, shall notify those newspapers, radio stations, or television stations of the fact of the holding of the emergency meeting, the purpose of the meeting and any action taken at the meeting as soon after the meeting as possible.

4.02 Emergency Meetings; Open to the Public

Emergency meetings are always open meetings regardless of the subject matter except that if agreed to by a two-third vote of the Directors present or if less than two-thirds of the Directors are present, by a unanimous vote of those present, the Board of Directors may hold a closed session with the Attorney General, District Attorney, District Counsel, Sheriff or Chief of Police or their respective deputies, or a security consultant or a security operation manager on matters posing a threat to the security of public buildings, a threat to the security of essential public services, or a threat to the public's right of access to

11.97

public service or public facilities.

4.03 Emergency Meetings; Requirements

All special meetings requirements, as prescribed in Section 3.01 herein, shall be applicable to a meeting called pursuant to this section, with the exception of the 24-hour notice requirement.

4.04 Emergency Meetings; Minutes

The minutes of a meeting called pursuant to this section, a list of persons who the presiding chair of the Board of Directors, or its designee notified or attempted to notify, a copy of the roll call vote and any actions taken at the meeting shall be posted for a minimum of 10 days in a public place as soon after the meeting as possible.

V. DIRECTORS

5.01 The Board of Directors

The ~~District~~METRO shall be governed by a Board of Directors of eleven members because such membership is necessary to insure adequate representation to all of the areas in the County of Santa Cruz.

5.02 Appointment

The membership of the Board of Directors shall be composed of one member appointed by each City Council of Santa Cruz, Capitola, Scotts Valley, Watsonville and any other incorporated area of the District to represent the incorporated area and one member appointed by the Board of Supervisors of the County of Santa Cruz to represent the unincorporated area. Other appointments shall be made in accordance with the proportionate population within the District. The apportionment shall be based upon the population distribution within the District and the Board shall reapportion its membership whenever any part of the District is excluded or new territory is added or unincorporated territory within the District incorporates and as a result of the exclusion, annexation, or incorporation, representation on the Board no longer reflects the population distribution within the District. The Board shall also reapportion whenever the County ~~Clerk-election official~~ advises the Board that the latest official census indicates a need for reapportionment.

5.03 Qualifying Appointees to Board; Area residence

11.28

- (a) The appointees to the Board shall have been residents of the area encompassed by the District for at least 30 days prior to their appointment and they shall also be residents of the City whose City Council appointed them, or a resident of the County if appointed by the Board of Supervisors.
- (b) A person shall not be appointed to, or be a member of the Board of Directors unless that person is a resident of the District and has resided within the District at least 30 days immediately prior to his/her appointment to the Board.

5.04 Term of Office

- (a) The term of office for each Director shall be four years.
- (b) If the appointee of any legislative body is one of its own members the appointee may serve only as long as the appointee is a member of the legislative body.
- (c) An appointment to fill a vacancy on the Board or an appointment made after the expiration of the preceding term shall be for the unexpired portion of the term.
- (d) The failure of a Board member to attend three consecutive meetings of the Board without good cause shall create a vacancy in the office of the Board member.

5.045.05 Directors' Code of Ethics

A Directors' Code of Ethics is attached as Exhibit A to these Bylaws and shall serve as a guideline for the Directors in the work that they perform on behalf of the ~~District~~ METRO.

5.06 5.05 Director Compensation and Reimbursement

- (a) Each Director shall receive compensation of \$50, up to a maximum of \$100 per month and their actual and necessary expenses, for performance of official ~~District~~ METRO duties which shall include the following activities:
 - i) Attendance at meetings of the Board of Directors;
 - ii) Attendance at meetings, as a District committee member, of a

11.a9

- iii) Attendance at Advisory Committee meetings, as a METRO Director~~District Board member~~, of a District Advisory Committee;
 - iv) Attendance at meetings, as a District~~Member~~METRO Board Director, of the American Public Transit Association; and
 - v) Attendance at meetings, as a District~~Member~~METRO Board Director, of the California Transit Association.
- (b) In addition to the meetings set forth above, each Director may receive reimbursement for the actual and necessary expenses incurred for the following District~~METRO~~ Official Duties:
- i) Attendance at meetings with State and Federal legislators and/or government officials re District~~METRO~~ business;
 - ii) Attendance at meetings with official District~~METRO~~ visitors and/or perspective District~~METRO~~ employees; and/or
 - iii) Participation at required educational and training meetings or seminars.
- (c) Each Director shall be reimbursed for actual and necessary expenses incurred in the performance of official District~~METRO~~ duties. Reimbursement rates for travel, meals, and other actual and necessary expenses shall be in accordance with the reasonable reimbursement rates set forth in Exhibit B. Notwithstanding the foregoing, Directors shall not receive reimbursement for any costs incurred for lodging accommodations or for airline flights as those expenses shall only be booked and directly paid by the District~~METRO~~'s Administrative Services Coordinator.
- (d) The Board of Directors in a public meeting shall approve all expenses that do not fall within the reimbursable rates set forth in Exhibit B before the expense is incurred.

5.07 5.06- Reimbursement Process and Expense Report Form

- (a) The District~~METRO~~'s Administrative Services Coordinator shall schedule all conferences, lodging accommodations and transportation (including the scheduling of a District~~METRO~~ vehicle for in-state travel) for a Director and will obtain the best rate available at the time of booking. In no event shall the lodging costs exceed the maximum group rate published by the conference or activity sponsor provided that lodging at the group rate is available to the Director at the time of

11.a10

booking. If the group rate is not available, the Administrator Services Coordinator shall use comparable lodging that is consistent with those rates.

- (b) Directors shall utilize ~~District~~METRO vehicles in the performance of official ~~District~~METRO duties in state when possible. If a ~~District~~METRO vehicle is available but the Director prefers to utilize his/her own vehicle, no mileage reimbursement shall be allowed.
- (c) The Administrative Services Coordinator shall provide each Director with an Expense Report form to be filed with the ~~District~~METRO for reimbursement of the actual and necessary expenses incurred on behalf of the ~~District~~METRO in the performance of official duties or at a Director's request. The expense reports shall document that expenses meet the existing policy for expenditure of public resources. Directors shall submit expense reports within a reasonable time after incurring the expense but in no event later than four weeks after the expense has been incurred. The receipts documenting each expense shall accompany all reports. The Chair of the Board shall review the reports and insure compliance. Under no circumstances shall expenses be paid or reimbursed to a Director that are not allowed including any expenditures for spouses, friends, or others not specifically authorized by this policy to incur reimbursable expenses.
- (d) Directors shall provide brief reports about the meetings attended at the expense of the ~~District~~METRO at the next regular meeting of the Board of Directors.
- (e) All documents related to reimbursable agency expenditures are public record subject to disclosure under the California Public Records Act.

VI. PRESIDING OFFICERS

6.01 Election

- (a) The Directors shall at the first meeting in January nominate members of the Board of Directors to serve as Chair and as Vice-Chair. Nominations may be received until final selections occur. The Board of Directors shall, at its second regular meeting in January (generally televised) of each year, choose one of its members to serve as Chair and one of its members to serve as Vice-Chair to serve for the balance of the calendar year or until the selection of their successors. The officer election shall be

11.11

agendized at the second meeting immediately following the roll call and shall not be paired with any other item.

- (b) Should the office of the Chair become vacant during the calendar year, the Vice-Chair shall assume the office of Chair. Should the office of Vice-Chair become vacant, the nomination and selection of Vice-Chair shall be agendized and acted upon by the Board of Directors.
- (c) In the event of a vacancy of both the Chair and Vice-Chair positions, the Directors shall meet in order to nominate members of the Board of Directors for the vacant positions and make final selections.

6.02 Chair to Preside

The Chair shall preside at all meetings of the Board of Directors, except the regular meeting of the Board of Directors held on the second Friday of the month which shall be presided by the Vice Chair. The Chair, or if presiding, the Vice Chair shall have authority:

1. to determine the order of business under the rules of the Board of Directors;
2. to enforce the rules of the Board of Directors; and
3. to preserve order at all meetings and to remove or cause the removal of any person from any meeting of the Board of Directors for disorderly conduct, ~~to enforce the rules of the Board of Directors and to determine the order of business under the rules of the Board of Directors.~~

6.03 Absence of Chair

If the Chair is absent or unable to act, the Vice-Chair shall serve until the Chair returns or is able to act. The Vice-Chair has all of the powers and duties of the Chair while acting as Chair. In the absence of both the Chair and the Vice-Chair, the Directors shall nominate and elect a director to serve as chair pro tempore during such absences.

VII. CONDUCT OF MEETING

7.01 Call to Order

The Chair, or such other Director as may be presiding, shall at the hour appointed for the meeting, immediately call the Board of Directors to order when a quorum is present. The Chair shall preserve strict decorum at all meetings. She/he shall state every question coming before the Board of

11.9.12

Directors, call for the vote, announce the decisions of the Board of Directors, and decide all questions of order, subject, however, to an appeal to the Board of Directors, in which a majority vote of the Board of Directors shall govern and conclusively determine such question of order.

7.02 Rights of Chair

The Chair, or such other member of the Board as may be presiding, may second and debate, subject only to such limitation of debates as are by these rules imposed on all members; the Chair shall not be deprived of any of the rights and privileges of a Director by reason of holding the position of Chair.

7.03 Rules of Debate

- (a) Every Director desiring to speak shall address the Chair, and upon recognition by the presiding officer, shall be confined to the question under debate, avoiding all references to personalities and indecorous language.
- (b) A Director, once recognized, shall not be interrupted when speaking unless it is to call her/him to order. If a Director, while speaking, is called to order, she/he shall cease speaking until thea question of order is determined and, if in order, she/he shall be permitted to proceed.
- (c) A Director may request, through the presiding officer, the privilege of having an abstract of her/his statement on any subject under consideration by the Board of Directors entered into the minutes. If the Board of Directors consents thereto, such statement shall be entered; provided, however, that any Director, without the Board's consent, shall have the right to have the reasons for her/his dissent from, or protest against, any action of the Board of Directors entered into the minutes.
- (d) The Secretary/General Manager may be directed by the Chair, with the consent of the Board, to enter in the minutes a synopsis of the discussion of any question coming properly before the Board of Directors.

7.04 Rules of Procedure

Rules of Procedure, which are attached hereto as Exhibit C and incorporated herein by reference shall be followed by the Board of Directors. A complete copy of the Bylaws shall be included in each Director's Board packet and made

11.213

available for members of the public at Board of Directors' meetings.

7.05 Disruption of Meeting; Clearing Room

In the event that any meeting is willfully interrupted by an individual, a group or groups of persons so as to render the orderly conduct of such meeting unfeasible and order cannot be restored by the removal of individual(s) who are willfully interrupting the meeting, the members of the Board of Directors conducting the meeting may order the meeting room cleared and continue in session. Only matters appearing on the agenda may be considered in such a session. Representatives of the press or other news media, except those participating in the disturbance, shall be allowed to attend any session held pursuant to this section. In order to readmit individuals who were not disruptive, the following procedure shall be used:

- (a) When a meeting is disrupted to the point that it cannot be continued, the Chair shall order those persons causing the disruption to leave the meeting.
- (b) If those causing the disruption fail or refuse to leave the meeting, the Chair shall recess the meeting, order the meeting room cleared and summon law enforcement.
- (c) Upon the arrival of law enforcement, the Chair shall reconvene the meeting.
- (d) ~~District~~METRO Staff shall be directed to readmit those members of the public who did not engage in the disorderly conduct on an individual and intermittent basis.
- (e) If the meeting is again disrupted, the Chair shall cause the meeting room to be cleared and the meeting will continue with only the press in attendance if they have not engaged in any disruption.

VIII. QUORUM

8.01 Transaction of Business; Quorum

A six-member majority of the regular members of the Board of Directors shall constitute a quorum for the transaction of business.

11.914

IX. ADJOURNMENT/CONTINUANCES

9.01 Adjournment of Meeting

- (a) The Board of Directors may adjourn any regular, adjourned regular, special or adjourned special meeting to a time and place specified in the order of adjournment.
- (b) Less than a quorum may adjourn any meeting.
- (c) In the absence of all Directors from any meeting, the Secretary/General Manager may declare the meeting adjourned to a stated day and hour. If she/he does, she/he shall then cause written notice of the adjournment to be given in the same manner as provided for Special Meetings set forth herein.
- (d) A copy of the order or notice of adjournment shall be conspicuously posted on or near the door of the place where the regularly adjourned regular, special, or adjourned special meeting was held within 24 hours after the time of adjournment.
- (e) When a regular or adjourned regular meeting is adjourned as provided herein, the resulting adjourned meeting is a regular meeting for all purposes.
- (f) When an order of adjournment of any meeting fails to state the hour that the adjourned meeting is to be held, it shall be held at the hour specified for regular meetings of the Board of Directors.
- (g) Any hearing being held, or noticed or ordered to be held, by the Board of Directors at any meeting may by order or notice of continuance be continued or recontinued to any subsequent meeting of the Board of Directors in the same manner and to the same extent set forth above for the adjournment of meetings; provided that, if the hearing is continued to a time less than 24 hours after the time specified in the order or notice of hearing, a copy of the order or notice of continuance of hearing shall be posted immediately following the meeting at which the order or declaration of continuance was adopted or made.

X. MINUTES

11.915

10.01 Minute Book Record of Open Sessions

- (a) The Secretary/General Manager, or her/his designee, shall attend all open meetings of the Board of Directors and record and maintain a full and true record of all of the proceedings of the Board of Directors in books that shall bear appropriate titles and be devoted to such purpose. Such books shall have a general index sufficiently comprehensive to enable a person readily to ascertain matters contained therein.
- (b) Unless the reading of the minutes of a Board of Directors meeting is requested by the Board of Directors by a majority vote, such minutes may be approved without reading if the Secretary/General Manager has previously furnished each member with a synopsis thereof.

10.02 Minute Book Record of Closed Sessions

The Secretary/General Manager and/or his/her designee shall attend each closed session of the Board of Directors unless otherwise directed by the Board of Directors and shall keep and enter in a minute book a record of topics discussed and decisions made at the meeting. The closed session minute book is not a public record and shall be kept confidential. This minute book shall be available only to members of the Board of Directors of Santa Cruz Metropolitan Transit District or, if a violation of the Ralph M. Brown Act is alleged to have occurred at a closed session, to a court of general jurisdiction.

10.03 Protests and Dissents by Directors Entered in Minutes

Any Director shall have the right to have the reasons for the Director's dissent from, or protest against any action of the Board entered in the minutes.

XI. PUBLIC'S ROLE IN MEETINGS/PUBLIC HEARINGS

11.01 Public Addressing the Board

- ~~a. Every agenda for regular meeting shall provide an opportunity for members of the public to directly address the Board of Directors on any item of interest to the public, that is within the subject matter jurisdiction of District. Every notice for a special meeting shall provide an opportunity for members of the public to directly address the Board of Directors concerning any item that has been described in the notice for the meeting~~

11.916

~~before or during consideration of that item.~~

b.a. The Chair of the Board of Directors may, depending on the circumstances, limit the total amount of time allocated for public testimony on particular issues and/or for each individual speaker. However, any restrictions placed on public testimony shall be reasonable and not an effort to suppress expression merely because of the content of the speaker's view.

e.b. All remarks shall be addressed to the Board of Directors as a body and not to any member thereof. No person, other than the Chair and the person having the floor, shall be permitted to enter into any discussion, either directly or through a member of the Board, without permission of the Chair. Additionally, any person may submit written materials to the Board of Directors for its consideration.

11.02 Public Hearings

~~a) Requests for public hearings shall be in writing and shall be submitted to the Administrative Services Coordinator no later than five (5) days before the last day permitted for announcing the public hearing. All public hearings shall be noticed in local newspaper(s) of general circulation by the Administrative Services Coordinator at the direction of the Secretary/General Manager.~~

~~b) The department manager requesting the public hearing shall investigate all applicable requirements for posting of public hearing notices and shall communicate such requests to the Administrative Services Coordinator to ensure that all public hearings are noticed sufficiently in advance of the date of consideration by the Board of Directors.~~

e)a) A public hearing will be held before the Board of Directors when required by federal, state, or local laws or regulations or when it is asked to take action on any of the following projects:

- (i) A change in 25% or more to the service mileage of any route.
- (ii) A change in District METRO fares.
- (iii) Adoption of a Resolution authorizing application for federal funds, state or local funds when required by the funding source.
- (iv) Adoption of any action taken relating to the adoption of any plan, environmental document, property acquisition, resolution, condemnation resolution or other action relating to a project or

11.917

property where such public hearing is required by state, federal or local law.

- (v) Adoption of the Annual Budget.
 - (vi) Adoption of the Short Range Transit Plan.
 - (vii) Adoption of an Ordinance.
- b) A METRO Regulation shall set forth the specific procedures to be followed in setting up a public hearing.

XII. RESOLUTIONS, ORDINANCES AND MOTIONS

12.01 Acts of Board

The acts of the Board of Directors shall be expressed by Motion, Resolution or Ordinance. No Ordinance, Resolution or Motion shall have any validity or effect unless passed by the affirmative votes of six directors. The Board of Directors shall not take action by secret ballot, whether preliminary or final in an open or closed session.

12.02 Resolution

- (a) No resolution shall be adopted by the Board unless it is presented before the Board in writing or read aloud. Where copies of the resolution have been presented to each Director, the reading of the resolution is automatically waived unless a Director specifically requests that it be read.
- (b) A Resolution can be passed through a unanimous voice vote of all those present. However, if a dissent is registered, then a roll call vote shall be taken.

12.03 Ordinance

- (a) No ordinance shall be passed until a public hearing has been held on it, which hearing shall be advertised in a newspaper of general circulation or posted in at least three public places at least 15 days prior to the hearing. No ordinance shall be adopted by the Board of Directors on the day of introduction. Ordinances must be adopted by a roll call vote.
- (b) All ordinances shall be printed after passage, and maintained in the District METRO Administrative Offices.

11.2.18

- (c) The enacting clause of all ordinances shall be as follows:

"Be it enacted by the Board of Directors of the Santa Cruz Metropolitan Transit District:..."

- (d) All ordinances shall be signed by the Chair of the Board or Vice-Chair and attested by the Secretary/General Manager.

XIII. METHOD OF VOTING

13.01 Voice Vote

Unless a roll call vote is specifically requested by a Director, all matters, except the voting on ~~Resolutions and Ordinances~~, shall be decided by voice vote. All actions of the Board of Directors shall be approved by affirmative vote of a minimum of six voting members of the Board of Directors unless otherwise specifically required.

13.02 Silence Recorded as Affirmative Vote

A member's silence shall be recorded as an affirmative vote.

13.03 Duty to Vote

Each Director has a duty to vote when present at a meeting on matters coming before the Board of Directors or a Board Committee unless he/she has notified the Board of Directors of a legal conflict of interest in accordance with California state law. If a conflict of interest is disclosed, the Director shall adhere to all California legal requirements.

XIV. COMMITTEES AND APPOINTMENTS

14.01 Creation of Committees

- (a) (a) —The Board of Directors may establish committees for a stated purpose. If required by California Law, committees and their members shall comply with the Ralph M. Brown Open Meeting Act. Committees are required to comply with these Rules and Regulations. The Secretary/General Manager shall provide adequate staffing to assist the committees in doing their work.

11.a19

(b) Directors who are not committee members may attend committee meetings as long as they attend only as observers when a majority of the Board of Directors is in attendance at the committee meeting. Appointees to committees serve at the pleasure of the Board of Directors, except that no appointee will be removed from office for an illegal reason including the exercise of his/her right to speak about matters of public concern.

(c) The committees shall include the following:

- (i) Working committees or subcommittees of the Board of Directors analyze, review, and make recommendations to the Board of Directors on items to be presented to the full Board. The Chair of the Board shall appoint members of the Board to such committees or subcommittees and shall also appoint a Board member to chair the committees or subcommittees. If a vacancy occurs, the Board Chair shall appoint a Director to fill the vacancy. Minutes shall be taken at each committee and shall be prepared and distributed to the Directors at least two days prior to the regular Board meeting.
- (ii) The Board of Directors may from time to time create advisory committees who shall be charged with giving advice to the Board of Directors regarding an issue relevant to the ~~Transit District's~~ METRO's business. Appointments to advisory committees may be made by the Chair, or the Board of Directors. Directors, employees or members of the public may sit on an advisory committee. The following are permanent advisory committees of the Board of Directors:
 - (iii) The Metro Advisory Committee (MAC) is the official advisory committee of the Santa Cruz Metropolitan Transit District. Its purpose is to advise the Board of Directors on matters of METRO policy and operations referred to the committee by the Board or the Secretary/General Manager and to perform such additional duties as assigned. The committee may also address issues which committee members or the public raise with respect to the quantity and quality of services provided by METRO. MAC shall be composed of 11 members appointed by the Board of Directors. Each director shall nominate one individual to serve as members of the MAC. The Board of Directors shall approve bylaws to be followed by MAC.

14.02 Appointment to Santa Cruz County Regional Transportation Commission

11.20

- (a) The Board of Directors shall each year in January appoint three representatives and three alternates (in order of priority) to the Santa Cruz County Regional Transportation Commission (SCCRTC) who must be members of the Board of Directors. The Board Chair shall submit nominations of three representatives and three alternates for the first Board meeting in January. At that first meeting in January, the Chair shall entertain other nominations for SCCRTC representatives and alternates from the Directors. Nominations may be received until final selections occur. Thereafter at the second meeting in January, the Board of Directors shall vote on the nominations via a motion and a second. To be appointed a nomination shall receive at least six affirmative votes. A Director may move a slate of three representatives or a slate of three alternates for appointment.
- (b) The Board of Directors may provide its SCCRTC representatives with guidance on issues coming before the Commission to assist the director/commissioner in serving the best interests of the Transit District METRO.

XV. OFFICIAL BULLETIN BOARD

15.01 Posting of Notices

- (a) For purposes of posting official notices of the Board of Directors, notices of public hearings, and any other official papers of the Santa Cruz Metropolitan Transit District where posting is required by the law, the Official Bulletin Board of the ~~Santa Cruz Metropolitan Transit District~~ METRO shall be the bulletin board at the entrance of the ~~District~~ METRO Administrative Office. Should the Board of Directors hold a public hearing at any location other than its regular place of meeting, then, in addition to the posting of the notice on the Official Bulletin Board above listed, posting shall also be made upon or near the door of the place of meeting.
- (b) All advisory committees created by the Board of Directors are required to post any and all official notices including those notices required by law at the official bulletin board at METRO's Administrative office entrance. so designated for that purpose at the Additionally, METRO staff may also post notices on the bulleting board at the Pacific Station, 920 Pacific Avenue, Santa Cruz, CA 95060.

11a21

XVI. OTHER OFFICES

16.01 General Manager; Powers and Duties

In addition to the powers, duties and obligations of the General Manager, as set forth above, and the applicable Public Utilities Code pertaining to the Santa Cruz Metropolitan Transit District, the powers and duties of the General Manager shall include the following:

- (a) To have charge, subject to the direction and control of the Board of Directors, of the acquisition, construction, maintenance, and operation of the facilities of the ~~District~~METRO.
- (b) To have charge, subject to the direction and control of the Board of Directors, of the administration of the business affairs of the ~~District~~METRO.
- (c) To insure that all ordinances of the ~~District~~METRO are enforced.
- (d) To administer the personnel system and collective bargaining agreements adopted by the Board of Directors and, except for officers appointed by the Board, to appoint, discipline or remove all officers and employees subject to the rules and regulations adopted by the Board, and the applicable provisions of any adopted collective bargaining agreement.
- (e) To prepare and submit or cause to be prepared and submitted to the Board of Directors within 90 days after the end of each fiscal year a complete report of the finances and the administrative activities of the ~~District~~METRO for the preceding year, and the financial status of the ~~District~~METRO on the last day thereof.
- (f) To keep the Board of Directors advised as to the needs of the ~~District~~METRO.
- (g) To formulate and present to the Board of Directors all plans and specifications for the construction of the works of the ~~District~~METRO and the means to finance them.
- (h) To cause to be installed and maintained a system of auditing and accounting which shall completely and at all times show the financial condition of the ~~District~~METRO.

11.a.22

- (j) Attend meetings of the Board of Directors as directed by the Board, and act as Secretary to the Board.
- (k) To perform such other and additional duties as the Board may require.

16.02 General Manager; Qualifications and Experience

The General Manager shall be chosen on the basis of his/her qualifications with special reference to his/her actual experience in or knowledge of accepted practices and respect to the duties of his/her office as herein above set forth.

16.03 General Manager; Pro Tempore Appointments

The Board of Directors may appoint a General Manager pro tempore during any absence or disability of the General Manager.

16.04 General Manager; Resident Requirement

The General Manager need not be a resident of this State at the time of his/her appointment, however /he/she shall establish a California residency within 30 days of the commencement of his or her duties with the Transit District.

16.05 District Counsel; Appointment, Powers and Duties

The District Counsel shall be admitted to the practice of law in all courts of this State. The District Counsel shall have the power and be required to:

- (a) Represent and advise, if authorized and directed by the Board of Directors, the Board of Directors and all ~~District~~METRO officers, committees or departments in all matters pertaining to their office.
- (b) Represent and appear, if authorized and directed by the Board of Directors, for the ~~District~~METRO and any officer or employee, in any and all actions and proceedings in which the ~~District~~METRO or any officer or employee, in or by reason of their official capacity, is concerned or is a party; however, the Board of Directors shall have control of all legal business and proceedings and may employ other attorneys to take charge of any litigation or matter, or to assist the District Counsel therein.
- (c) Attend all meetings of the Board of Directors as directed by the Board of Directors and give legal advice or opinions in writing whenever requested

11.023

to do so by the Board of Directors, or by any of the committees or officers of the DistrictMETRO.

- (d) Review all contracts to be made by the DistrictMETRO and provide the Board of Directors, its officers and staff with legal advice regarding same.
- (e) Prepare any and all proposed ordinances or resolutions for the DistrictMETRO and amendments thereto.
- (f) Perform such other acts relating to the office as the Board of Directors shall require; and
- (g) On vacating the office, surrender all books, papers, files, and documents pertaining to the DistrictMETRO's affairs.

PASSED AND ADOPTED this 25th-28th day of May 20072008, by the following vote:

AYES: Directors -

NOES: Directors -

ABSTAIN: Directors -

ABSENT: Directors -

APPROVED _____

Board Chair

ATTEST _____
LESLIE R. WHITE
General Manager

APPROVED AS TO FORM:

MARGARET GALLAGHER, District Counsel

11.924

Regulation Number: AR-1004

Computer Title: Director's Code of Ethics

Effective Date: April 16, 1999

Pages: 4

TITLE: Santa Cruz Metropolitan Transit District Director's Code of Ethics

REVISION DATE	SUMMARY OF REVISION	APPROVED
April 16, 1999	Policy Implemented	J.B.
February 24, 2006	Section IX - Ethics training added	M.R.
December 15, 2006	Delete specific section of Director's Code of Ethics	M.R.

I. POLICY

~~District~~METRO Directors are public servants and, as such, are expected to be impartial and responsible in fulfilling the public trust placed in them. The public expects the highest standard of ethical conduct from all those in public service. ~~District~~METRO Directors are expected to demonstrate personal integrity, honesty, and truthfulness in all their public activities in order to inspire public confidence and trust in the ~~District~~METRO.

II. APPLICABILITY

- 2.01 This policy is applicable to all ~~District~~METRO Directors.
- 2.02 Notwithstanding any provision of this Code every ~~District~~METRO Director shall comply with applicable Federal, State and local laws.

III. RESPONSIBILITIES OF PUBLIC SERVICE

- 3.01 ~~District~~METRO Directors are bound to discharge faithfully the duties of their offices, recognizing that the lives, safety, health, and welfare of the general public must be their primary concern. Their conduct in their official and private affairs should be above reproach to assure that their public office is not used for personal gain.

11.a25

IV. POLITICAL ACTIVITY

- 4.01 Except as herein otherwise provided, or as necessary to meet requirements of federal or state law, no restriction shall be placed on the political activities of any DistrictMETRO Director.
- 4.02 No DistrictMETRO Director who holds, or who is seeking election or appointment to, any office or employment in a state or local agency shall, directly or indirectly, use, promise, threaten or attempt to use any office, authority, or influence, whether then possessed or merely anticipated, to confer upon or secure for any person, or to aid, obstruct, or to prevent any person from securing, any position, nomination, confirmation, promotion, or change in compensation or position within the DistrictMETRO.
- 4.03 No DistrictMETRO Director shall directly or indirectly solicit a political contribution from a DistrictMETRO employee, except if such solicitation is part of a solicitation made to a significant segment of the public, which may include DistrictMETRO employees.
- 4.04 No DistrictMETRO Director who holds, or is seeking election or appointment to, any office shall offer or arrange for any increase in compensation or salary for a DistrictMETRO employee in exchange for, or promise of, a contribution or loan for the person who holds, or who is seeking election or appointment to such office.
- 4.05 No DistrictMETRO Director shall engage in political activity while acting in his/her capacity as a Director for the DistrictMETRO.

V. NONDISCRIMINATION

- 5.01 DistrictMETRO Directors shall not, in the performance of their DistrictMETRO responsibilities, engage in unlawful discrimination of any sort under any applicable federal, state, county or municipal law or ordinance, including without limitation discrimination against any person on the basis of race, religious creed, color, national origin, ancestry, sex, gender, pregnancy or related medical condition, ~~color, national origin, religion, disability, age, marital status, medical condition (cancer related or genetic characteristics), sexual orientation, or physical or mental disabilities~~ and they shall make good faith efforts to support and comply with the DistrictMETRO's equal opportunity and affirmative action goals and objectives.

11.026

VI. REPORTING OF IMPROPER GOVERNMENT ACTIVITIES

6.01 ~~District~~METRO Directors are encouraged to serve the public interest by disclosing to the Board of Directors to the extent not in conflict with the attorney-client privilege or the physician-patient privilege, information concerning ~~District~~METRO activities where the Director has reasonable cause to believe that the information discloses a violation of state or federal statute, or violation or noncompliance with state or federal regulation. No Director of the ~~District~~METRO shall use or attempt to use his or her authority to interfere with such disclosure made by another Director or a ~~District~~METRO employee or to retaliate against a Director or ~~District~~METRO employee for such disclosure.

VII. ETHICS TRAINING

7.01 Each Director shall receive at least two hours of training in general ethics principles and ethics laws relevant to his/her public service every two years.

7.02 Ethics laws include but are not limited to the following:

- (a) Laws relating to personal financial gain by public servants, including but not limited to, laws prohibiting bribery and conflict-of-interest laws;
- (b) Laws relating to claiming prerequisites of office, including but not limited to gift and travel restrictions, prohibitions against the use of public resources for personal or political purposes, prohibitions against gifts of public funds, mass mailing restrictions, and prohibitions against acceptance of free or discounted transportation by transportation companies;
- (c) Government transparency laws, including, but not limited to financial interest disclosure requirements and open government laws;
- (d) Laws relating to fair processes, including but not limited to common law bias prohibitions, due process requirements, incompatible offices, competitive bidding requirements for public contracts, and disqualification from participating in decisions affecting family members.

7.03 The ~~District~~METRO's Administrative Services Coordinator shall provide

11.a27

information on training available to meet the requirements of this section to the directors at least once annually.

- 7.04 Each Director in office as of January 1, 2006 except for officials whose terms of office ends before January 1, 2007, shall receive the training required herein before January 1, 2007. Thereafter, each local agency official shall receive such training at least once every two years.
- 7.05 A Director who serves more than one local agency shall satisfy the training requirements once every two years without regard to the number of local agencies with which he/she serves.
- 7.06 The Administrative Services Coordinator shall maintain training records as required herein for at least 5 years which indicate both of the following:
 - (a) The dates that the Directors satisfied these training requirements.
 - (b) The entity that provided the training.
- 7.07 All ethics training records prepared and/or maintained in accordance with this section are subject to disclosure under the California Public Records Act.

11.a28

Reimbursable	Rates
Transportation:	
Airporter (e.g. shuttle)	\$40.00
Bridge tolls	\$7.00
Cab, per person, per trip	\$20.00
Parking at airport, per day	\$25.00
Parking at hotel, conference center, per day	\$50.00
Personal vehicle mileage to/from airport/conference, per mile	IRS Publication 463*
Public transportation (e.g. bus, subway), per trip/Daypass	\$15.00
Rental Car (includes insurance) per day	\$75.00
Meals:	
Breakfast	\$20.00
Lunch	\$25.00
Dinner	\$50.00
Tips for meals (15% maximum)	
Personal Items:	
Personal calls, one call per day	\$10.00
Not Reimbursable	
Transportation:	
Baggage Claims	
Cab (personal)	
Tips to cabs	
Tips for luggage handling	
Meals:	
Alcoholic Beverages	
Meals for others (e.g. spouses, personal guests)	
Meals upon return to Santa Cruz County	
Snacks	
Personal Items:	
Housekeeping tips	
Clothes cleaning	
Clothing	
Entertainment (e.g. in-room pay movies, video rentals)	
Hair care	
Personal items (e.g. toothpaste)	
Shoeshine	
Souvenirs/Gifts	
Trip Insurance	
Lodging:	
Other than self (e.g. spouse, personal guests)	

METRO's Rules of Procedure for Meetings

A. Motions

1. A motion is the means used by a Director to present a substantive proposal to the Board of Directors for consideration and action. It is the basic means for the transaction of business. Only one subject can be considered by the Board of Directors at one time, therefore, a motion can be proposed only when no other motion is before the Board. A motion must be introduced by the words, "I move..."
2. A motion should be concise and clear. If a motion is confusing, unnecessarily long or involved, the Chair should ask the proposer to rephrase the motion and, if necessary, should assist the Director in doing so. The Chair can rephrase the motion only in wording that is approved by its proposer. The Chair can require that any motion be submitted in writing.
3. A motion requires a second, which means that another director indicates a desire to have the proposal considered. The Director who seconds the motion does not have to be in support of the motion.
4. When a motion has been moved and seconded, the Chair opens the matter for debate. When any Director wishes to speak in debate, he/she shall so indicate to the chair.
5. The motion may be decided by a vote approving or defeating it or it may be disposed of by some other motion such as referral to a committee. No motion may simply be ignored; definite action must be taken on it. A motion passes if at least six affirmative votes are recorded.

B. Motion to Amend

1. The purpose of a motion to amend is to modify a motion that is being considered by the Board of Directors so that it will express more satisfactorily the will of the directors. There is no limit to the number of amendments that can be considered to modify a motion.
2. A Motion to Amend requires a second, is debatable, cannot be amended, and takes precedence over the main motion. However, if an amendment is offered as a "friendly amendment" and is accepted by the proposer of the main motion then a second is not required to incorporate the amendment into the main motion.

3. Amendments are voted on in the reverse order of their proposal. The vote then shall be taken on the amendment to the motion and, finally on the motion.

C. Debate

1. The purpose of a legislative body is to secure the collective judgment of the group on proposals submitted to it for decision. This purpose is best served by the free interchange of thought through discussion and debate. The right of every director to participate in the discussion of any matter of business that comes before the Board of Directors is one of the fundamental principles of parliamentary law. Therefore, every director is guaranteed a reasonable and equal opportunity to be heard.
2. Usually the first director who indicates to the chair a desire to speak will be recognized for that purpose. When more than one director indicates a desire to speak, the following rules will apply:
 - a.) The proposer of the Motion or the author of a Report will be recognized first;
 - b.) A director who has not had the opportunity to speak will be recognized over one who has already spoken on the issue. Similarly one who seldom speaks should be recognized over one who speaks more frequently;
 - c.) The Chair should alternate between the supporters and opponents of an issue.
3. When it appears to the Chair that all the directors who wish to speak have been recognized, he/she may call for a vote.
4. A Motion to Close Debate (Calling the Question) will prevent or stop debate on the motion (or motions) to which it is applied and bring it (them) to an immediate vote. The Motion to Close Debate may be proposed at any time after the motion to which it applies has been stated to the Board of Directors. Once a Motion to Close Debate is offered, the Chair shall decide whether or not Debate should be closed considering whether there are other Directors who wish to debate the issue and whether the debate will be productive. The Board of Directors with a minimum of six affirmative votes may overrule the decision of the Chair.
5. A Motion to Postpone Temporarily (To Lay on the Table, or to Table) is a motion to set aside temporarily a pending motion in such a way that, if the Board of Directors wishes, the postponed motion can be taken up again for consideration at any time during the current meeting by a motion to resume its consideration. A Motion to Postpone Temporarily requires a second, is not debatable and cannot be amended and requires at least six

affirmative votes for passage or two-thirds when used to suppress a motion without further debate.

D. Motion To Reconsider

1. A Motion to Reconsider is to enable the Board of Directors to set aside a vote on a motion taken at the same meeting and to consider the motion again as though no vote had been taken on it because of a misunderstanding or because action was taken without adequate information or because later events cause the Board of Directors to change its mind.
2. A Motion to Reconsider is a restorative motion and can be offered at any time during a meeting. It is unusual in that, unlike an ordinary motion, it may be proposed even if other business is under consideration, and if necessary, it may interrupt a speaker. When a Motion to Reconsider is proposed and seconded while other business is pending, the Chair directs the secretary to record its proposal; but the Motion to Reconsider is not considered until the pending business has been handled. It is then considered and decided immediately.
3. Any Director may offer the Motion to Reconsider when it appears justified, as when new facts have come to light or when an error needs to be corrected, or when a hasty decision appears to have been made. If the Chair considers the motion dilatory, it can be ruled out of order. If there is disagreement about whether the Motion is dilatory, the decision of the Chair can be appealed, in which case the ultimate decision is made by the Board of Directors.
4. A Motion for Reconsideration requires a second, debate is restricted to the reasons for reconsideration, it cannot be amended and requires at least six affirmative votes.

E. Points of Order

1. A Point of Order calls the attention of the Board of Directors and of the Chair to a violation of the rules, an omission, a mistake or an error in procedure and to secure a ruling from the Chair on the question raised.
2. A Point of Order must be raised immediately after the mistake, error, or omission occurs. It cannot be brought up later unless the error involves a violation of law, or of the bylaws, or the accuracy of the minutes.
3. As soon as the Director has stated a point of order, the Chair must rule on it, declaring that the point is "well taken" or "not well taken". The Chair may state the reasons for the decision, if desired. If the Chair is in doubt

as to the correct decision, the ruling may be delayed briefly. Meanwhile, action on the matter affected by the point of order is deferred. When the Chair refers a point of order to the Board of Directors for decision, discussion is not in order unless the Chair invites it. No appeal may be taken from a decision by the Board of Directors on a point of order. A Director wishing to challenge a decision of the Chair on a point of order must appeal to the Board of Directors. A minimum of six affirmative votes by the Board of Directors is required to overrule the Chair.

4. The highest Point of Order is the request for Personal Privilege, which takes precedence over all other matters. This request enables a Director to secure an immediate decision and action by the Chair on a request that concerns the comfort, convenience, rights or privileges of the Board or of the Director himself/herself. It may be used when a Director believes that he/she has been insulted and wants to respond. It should be used sparingly and may never be used to raise a substantive point.

F. Procedures Not Addressed

If there are any procedural matters that arise during a meeting of the Board of Directors that are not covered in these Rules of Procedure or in the Santa Cruz METRO Bylaws, the Chair shall decide how to proceed. The Board of Directors with at least six affirmative votes, however, may overrule the Chair.

II. AGENDA

2.01 Agenda; Notification and Posting

- (a) In order to facilitate the orderly conduct of the business of the Board of Directors, all reports, communications, resolutions, or other matters to be submitted to the Board of Directors shall be submitted to the Secretary/General Manager not later than ~~12:00 noon~~ 5:00 p.m. on the ~~Friday~~ Thursday ~~two~~ one weeks prior to the date of the regular Board of Director's meeting unless the Administrative Offices are closed for a holiday, in which case, the deadline shall be moved up one day, scheduled for the second Friday of the month.
- (b) The Chair, in consultation with the Secretary/General Manager, shall arrange the agenda and shall furnish a copy of it to each member of the Board, to the District Counsel, to the management staff, and to METRO's Union representatives ~~to the County Administrative Officer, and to the City Manager of Santa Cruz, Capitola, Watsonville and Scotts Valley~~ not later than the Tuesday in the week of a Regular Board meeting; the agenda shall be posted on the Official Bulletin Board for the public at the Administrative Office of the Santa Cruz Metropolitan Transit District at least 72 hours preceding each regular Board meeting. A record of this posting including the time and place of posting will be maintained by the Administrative Services Coordinator.
- (c) The agenda shall contain a brief description of each item of business to be transacted or discussed at the meeting, including items to be discussed in closed session. The description will be reasonably calculated to inform the public of the general nature of the subject matter of the item so that the public may seek further information on items of interest. The description will focus on the substance of the matter rather than the contemplated action. The agenda shall specify the time and location of the regular meeting and shall be posted in a location that is freely accessible to members of the public.
- (d) Copies of the agenda shall be mailed to any individual or entity that has requested it. The Full Agenda Packet which includes attachments is available online at METRO's website, scmtd.com. Individuals and entities can voluntarily subscribe or unsubscribe to receive automated email notification when METRO's agendas and agenda packets are available online.

Clarification of current practice

Clarification of current practice

Clarification of current practice

2.02 Agenda; Public Input

- (a) Every agenda for regular open meetings shall provide an opportunity for members of the public to directly address the Board of Directors on any items of interest to the public, and before or during the Board's consideration of the item, that is within the subject matter jurisdiction of ~~Santa Cruz Metropolitan Transit District~~ METRO, provided that no action shall be taken on any item not appearing on the agenda unless the Board complies with Section 2.03 below.

2.04 Agenda; Other Distributed Writings

- (a) Agendas and any other writings when distributed to all or a majority of all, the members of the Board of Directors by any person in connection with a matter subject to discussion or consideration at a public meeting are public records and shall be made available without delay unless the writing is exempt from disclosure pursuant to the California Public Records Act.
- (b) Writings which are public records as set forth above and which are distributed during an open ~~public~~ meeting shall be made available for public inspection at the meeting if prepared by the District~~METRO~~ or a Director or after the meeting if prepared by some other person.

Clarification that public records are only distributed if meeting is open to the public.

11.63

III. SPECIAL MEETINGS

3.01 Special Meetings; Notice and Purpose

- (a) A special meeting may be called at any time by the Chair or by a majority of the members of the Board of Directors, by delivering ~~personally or by any other means, at least 24 hours in advance,~~ written notice to each member of the Board of Directors, and to each local newspaper of general circulation, radio or television station requesting notice in writing. The notice shall be delivered personally or by any other means at least 24 hours in advance of the meeting. The call and written notice shall specify the time and place of the special meeting and the business to be transacted and discussed.
- (c) Every notice for a special meeting at which action is proposed to be taken on an item shall provide an opportunity for members of the public to directly address the Board of Directors concerning ~~that any item prior to action on that item. that has been described in the notice for the meeting before or during consideration of that item.~~
- (d) The written notice may be dispensed with by any member of the Board of Directors, who at or prior to the time of the meeting convenes, files with the Secretary/General Manager a written waiver of notice. The waiver may be given by telegram ~~or any other means.~~ Written notice may also be dispensed with as to any member who is actually present at the meeting at the time it convenes.

Modifications
proposed for ease of
language

IV. EMERGENCY MEETINGS

4.01 Emergency Meetings; Notice and Purpose

- (a) In the case of an emergency situation involving matters upon which prompt action is necessary due to the disruption or threatened disruption of public facilities, the Board of Directors may hold an emergency open meeting without complying with either the 24-hour notice requirement or the 24-hour posting requirement or both of the notice and posting requirements of a Special Meeting of Section 3.01 herein.
- (c) Although no notice to the public is required, each local newspaper of general circulation and radio or television station which has requested notice of special meetings shall be notified by the presiding Chair of the Board of Directors, or designee thereof, one hour prior to the emergency meeting by telephone or in the case of a dire emergency, at or near the time that the Chair or designee notifies the directors of the emergency meeting. The notice shall be given by telephone and All telephone numbers provided in the most recent request of such newspaper or station for notification of special meetings shall be exhausted. In the event that telephone services are not functioning, the notice requirements of this section shall be deemed waived, and the Chairperson ~~of the Board of Directors,~~ or designee thereof, shall notify those newspapers, radio stations, or television stations of the fact of the holding of the emergency

meeting, the purpose of the meeting and any action taken at the meeting as soon after the meeting as possible.

4.02 Emergency Meetings; Open to the Public

Emergency meetings are always open meetings regardless of the subject matter except that if agreed to by a two-third vote of the Directors present or if less than two-thirds of the Directors are present, by a unanimous vote of those present, the Board of Directors may hold a closed session with the Attorney General, District Attorney, District Counsel, Sheriff or Chief of Police or their respective deputies, or a security consultant or a security operation manager on matters posing a threat to the security of public buildings, a threat to the security of essential public services, or a threat to the public's right of access to public service or public facilities.

11.65

V. DIRECTORS

5.02 Appointment

The membership of the Board of Directors shall be composed of one member appointed by each City Council of Santa Cruz, Capitola, Scotts Valley, Watsonville and any other incorporated area of the District to represent the incorporated area and one member appointed by the Board of Supervisors of the County of Santa Cruz to represent the unincorporated area. Other appointments shall be made in accordance with the proportionate population within the District. The apportionment shall be based upon the population distribution within the District and the Board shall reapportion its membership whenever any part of the District is excluded or new territory is added or unincorporated territory within the District incorporates and as a result of the exclusion, annexation, or incorporation, representation on the Board no longer reflects the population distribution within the District. The Board shall also reapportion whenever the County ~~Clerk~~ election official advises the Board that the latest official census indicates a need for reapportionment.

5.03 Qualifying Appointees to Board; Area residence

- (a) The appointees to the Board shall have been residents of the area encompassed by the District for at least 30 days prior to their appointment and they shall also be residents of the City whose City Council appointed them, or a resident of the County if appointed by the Board of Supervisors.
- (b) A person shall not be appointed to, or be a member of the Board of Directors unless that person is a resident of the District and has resided within the District at least 30 days immediately prior to his/her appointment to the Board.

5.06 Director Compensation and Reimbursement

- (a) Each Director shall receive compensation of \$50, up to a maximum of \$100 per month and their actual and necessary expenses, for performance of official ~~District~~ METRO duties which shall include the following activities:
 - i) Attendance at meetings of the Board of Directors;
 - ii) Attendance at meetings, as a District committee member, of a committee appointed by the Chair of the Board or the Board itself;
 - iii) Attendance at Advisory Committee meetings, as a METRO Director~~District Board member~~, of a District Advisory Committee;
 - iv) Attendance at meetings, as a District~~METRO~~ Board Member~~Director~~, of the American Public Transit Association; and
 - v) Attendance at meetings, as a District~~METRO~~ Board Member~~Director~~, of the California Transit Association.

Incorporation of state law to insure Board Members meet statutory requirements

11.66

<p>VI. PRESIDING OFFICERS</p> <p>6.02 Chair to Preside</p> <p>The Chair shall preside at all meetings of the Board of Directors, <u>except the regular meeting of the Board of Directors held on the second Friday of the month which shall be presided by the Vice Chair.</u> The Chair, or if presiding, the Vice Chair shall have authority:</p> <ol style="list-style-type: none"> 1. <u>to determine the order of business under the rules of the Board of Directors;</u> 2. <u>to enforce the rules of the Board of Directors; and</u> <p>to preserve order at all meetings and to remove or cause the removal of any person from any meeting of the Board of Directors for disorderly conduct, to enforce the rules of the Board of Directors and to determine the order of business under the rules of the Board of Directors.</p>	<p>Clarification of current practice</p>
<p>VII. CONDUCT OF MEETING</p> <p>7.01 Call to Order</p> <p>The Chair, or such other Director as may be presiding, shall at the hour appointed for the meeting, immediately call the Board of Directors to order when a quorum is present. The Chair shall preserve strict decorum at all meetings. She/he shall state every question coming before the Board of Directors, call for the vote, announce the decisions of the Board of Directors, and decide all questions of order, subject, however, to an appeal to the Board of Directors, in which a majority vote of the Board of Directors shall govern and conclusively determine such question of order.</p> <p>7.05 Disruption of Meeting; Clearing Room</p> <p>In the event that any meeting is willfully interrupted by an individual, a group or groups of persons so as to render the orderly conduct of such meeting unfeasible and order cannot be restored by the removal of individual(s) who are willfully interrupting the meeting, the members of the Board of Directors conducting the meeting may order the meeting room cleared and continue in session. Only matters appearing on the agenda may be considered in such a session. Representatives of the press or other news media, except those participating in the disturbance, shall be allowed to attend any session held pursuant to this section. In order to readmit individuals who were not disruptive, the following procedure shall be used:</p>	
<p>VIII. No changes</p>	
<p>IX. No changes</p>	
<p>X. MINUTES</p> <p>10.02 Minute Book Record of Closed Sessions</p> <p>The Secretary/General Manager and/or his/her designee shall attend each closed session of the Board of Directors unless otherwise directed by the Board of Directors and shall keep and enter in a minute book a record of topics discussed and decisions made at the meeting. The closed session minute book is not a public record and shall be kept confidential. This minute book shall be available only to members of</p>	

11.67

the Board of Directors of Santa Cruz Metropolitan Transit District or, if a violation of the Ralph M. Brown Act is alleged to have occurred at a closed session, to a court of general jurisdiction.

11.68

XI. PUBLIC'S ROLE IN MEETINGS/PUBLIC HEARINGS

11.01 Public Addressing the Board

~~a) Every agenda for regular meeting shall provide an opportunity for members of the public to directly address the Board of Directors on any item of interest to the public, before or during the Board's consideration of the item, that is within the subject matter jurisdiction of District. Every notice for a special meeting shall provide an opportunity for members of the public to directly address the Board of Directors concerning any item that has been described in the notice for the meeting before or during consideration of that item.~~

Duplication of language. See §§2.02 and 3.01(c)

11.02 Public Hearings

~~a) Requests for public hearings shall be in writing and shall be submitted to the Administrative Services Coordinator no later than five (5) days before the last day permitted for announcing the public hearing. All public hearings shall be noticed in local newspaper(s) of general circulation by the Administrative Services Coordinator at the direction of the Secretary/General Manager.~~

Clarification that procedure for Public Hearings shall be in METRO regulation

~~e) The department manager requesting the public hearing shall investigate all applicable requirements for posting of public hearing notices and shall communicate such requests to the Administrative Services Coordinator to ensure that all public~~

a) A public hearing will be held before the Board of Directors when required by federal, state, or local laws or regulations or when it is asked to take action on any of the following projects:

- (i) A change in 25% or more to the service mileage of any route.
- (ii) A change in District METRO fares.
- (iii) Adoption of a Resolution authorizing application for federal funds, state or local funds when required by the funding source.
- (iv) Adoption of any action taken relating to the adoption of any plan, environmental document, property acquisition, resolution, condemnation resolution or other action relating to a project or property where such public hearing is required by state, federal or local law.
- (v) Adoption of the Annual Budget.
- (vi) Adoption of the Short Range Transit Plan.
- (vii) Adoption of an Ordinance.

b) A METRO Regulation shall set forth the specific procedures to be followed in setting up a public hearing, hearings are noticed sufficiently in advance of the date of consideration by the Board of Directors.

XII. No changes

11.69

<p>XIII. METHOD OF VOTING 13.01 Voice Vote Unless a roll call vote is specifically requested by a Director, all matters, except the voting on Resolutions and Ordinances and Resolutions if a dissent is registered (See Section 12.02), shall be decided by voice vote. All actions of the Board of Directors shall be approved by affirmative vote of a minimum of six voting members of the Board of Directors unless otherwise specifically required.</p>	Clarification of existing practice
<p>XIV. No changes</p>	
<p>XV. OFFICIAL BULLETIN BOARD 15.01 Posting of Notices</p> <p>(a) For purposes of posting official notices of the Board of Directors, notices of public hearings, and any other official papers of the Santa Cruz Metropolitan Transit District where posting is required by the law, the Official Bulletin Board of the Santa Cruz Metropolitan Transit District <u>METRO</u> shall be the bulletin board at the entrance of the District <u>METRO</u> Administrative Office. Should the Board of Directors hold a public hearing at any location other than its regular place of meeting, then, in addition to the posting of the notice on the Official Bulletin Board above listed, posting shall also be made upon or near the door of the place of meeting.</p> <p>(b) All advisory committees created by the Board of Directors are required to post any and all official notices including those notices required by law at the official bulletin board <u>at METRO's Administrative office entrance. so designated for that purpose at the</u> Additionally, METRO staff may also post notices on the bulleting board at the Pacific Station, 920 Pacific Avenue, Santa Cruz, CA 95060.</p>	
<p>XVI. No changes.</p>	
<p>Attachment A:</p> <p>V. NONDISCRIMINATION</p> <p>5.01 District <u>METRO</u> Directors shall not, in the performance of their District <u>METRO</u> responsibilities, engage in unlawful discrimination of any sort under any applicable federal, state, county or municipal law or ordinance, including without limitation discrimination against any person on the basis of race, <u>religious creed, color, national origin, ancestry, sex, gender, pregnancy or related medical condition, color, national origin, religion, disability, age, marital status, medical condition (cancer related or genetic characteristics), sexual orientation, or veteran status or, physical or mental disabilities</u> and they shall make good faith efforts to support and comply with the District <u>METRO's</u> equal opportunity and affirmative action goals and objectives.</p>	All protected classes listed

11.610

SANTA CRUZ METROPOLITAN TRANSIT DISTRICT

DATE: May 9, 2008
TO: Board of Directors
FROM: Angela Aitken, Finance Manager
SUBJECT: **AUTHORIZATION FOR THE GENERAL MANAGER TO EXECUTE A NEW CONTRACT ADDENDUM TO THE STATE OF CALIFORNIA PURCHASE CARD PROGRAM MASTER SERVICE AGREEMENT WITH U. S. BANK**

ACTION REQUESTED AT THE MAY 9, 2008 BOARD MEETING

I. RECOMMENDED ACTION

Staff recommends that the Board of Directors authorize the General Manager to execute a new contract addendum to the State of California Purchase Card Program Master Service Agreement with U.S. Bank.

II. SUMMARY OF ISSUES

- The Board of Directors authorized District participation in the program on November 16, 2001.
- The State CAL-Card purchase card program is available to State and local agencies and is similar to credit card programs with added benefits.
- In February 2002 the Board of Directors authorized the General Manager to execute an addendum to the State of California Purchase Card Program Master Service Agreement with U.S. Bank.
- In March 2008 the District was notified that METRO was one of many agencies that had not completed a new contract addendum with U. S. Bank for the CAL-Card Program.
- The term of the Master Purchase Agreement (MPA) is October 19, 2006 through October 18, 2011, with one (1) additional two (2) year term.
- The District must execute a new contract addendum with U.S. Bank in order to continue participating in the California Purchase Card Program.

III. DISCUSSION

- The CAL-Card program provides itemized expenses (available on-line) with various controls and limits set by the individual agencies. This will allow for better budgetary control and account coding. In addition, participating agencies do not pay an administrative fee to utilize the CAL-Card program. The District currently uses credit cards for travel expenses and limited purchasing. At the November 2001 Board

meeting, the Board authorized District participation in the CAL-Card program, since it would benefit the District's purchasing, accounts payable and administrative functions. In February 2002 the Board of Directors authorized the General Manager to execute an addendum to the State of California Purchase Card Program Master Service Agreement with U.S. Bank. In March 2008 the District was notified that METRO was one of many agencies that had not completed a new contract addendum with U. S. Bank for the CAL-Card Program.

- The new contract began October 19, 2006. The term of the Master Purchase Agreement (MPA) is October 19, 2006 through October 18, 2011, with one (1) additional two (2) year term.

IV. FINANCIAL CONSIDERATIONS

None

V. ATTACHMENTS

- Attachment A:** Addendum to State of California Purchase Card Program Master Service Agreement (DGS MSA 5-06-99-01)
- Attachment B:** Resolution Authorizing the General Manager to execute an addendum to the State of California Purchase Card Program Master Service Agreement (DGS MSA 5-06-99-01)

ADDENDUM TO STATE OF CALIFORNIA PURCHASE CARD PROGRAM
MASTER SERVICES AGREEMENT (DGS MSA 5-06-99-01)

This Addendum ("**Addendum**") to the State of California Purchase Card Program Master Services Agreement (DGS MSA 5-06-99-01) (the "**Agreement**") between the Department of General Services ("**DGS**") on behalf of the State of California, and U.S. Bank National Association ND ("**U.S. Bank**"), is made this 9th day of May, 2007 by the Santa Cruz Metropolitan Transit District ("**Participating Agency**") for the purpose of becoming a "Participating Agency" as that term is defined in the Agreement. The Master Services Agreement DGS MSA 5-06-99-01 and its amendments are incorporated by reference and made a part of this Addendum.

RECITALS:

- A. DGS has entered into the Agreement for the purpose of making available for Participating Agency's use a purchase card program as described in the Agreement; and
- B. The Agreement contemplates the inclusion of Participating Agencies by a process of voluntary execution of an addendum; and
- C. The Participating Agency has received a copy of the Agreement and after thorough review of the Agreement desires to become Participating Agency as that term is defined in the Agreement.

AGREEMENT:

NOW THEREFORE, in consideration of the foregoing Recitals, which are incorporated herein by reference, the mutual promises and covenants set forth in the Agreement, which is incorporated herein by reference, and other good and valuable consideration, the receipt and sufficiency of which are hereby acknowledged, the Participating Agency, and U.S. Bank agree as follows:

1. The Participating Agency agrees to accept and perform all duties, responsibilities and obligations required of Participating Agency as set forth in the Agreement. CAL-Cards shall be issued to employees of the Participating Agency upon execution of this Addendum by the Participating Agency and U.S. Bank. U.S. Bank shall submit invoice(s) to the Participating Agency at the address indicated herein.
2. U.S. Bank is authorized to place the seal or logo of the Participating Agency on the CAL-Cards issued to employees of the Participating Agency for the sole purpose of identifying the card for official use only. Such seal or logo shall be subject to use limitations as apply to the State seal on Page 3 of the Agreement.
3. The Participating Agency shall make monthly payments as provided in the Agreement to U.S. Bank of the full amount of the official monthly invoice by causing a check or checks or a warrant or warrants to be issued payable to the order of U.S. Bank on demand or by use of an Automated Clearing House or Electronic Data Interchange to make such payment to U.S. Bank.
4. The Participating Agency shall provide U.S. Bank with a copy of its audited financial statements within sixty (60) days of completion and, upon request of U.S. Bank, such other financial information as may be reasonably requested.
5. Either party may terminate this Addendum at any time by giving a thirty (30) days written notice to the other party, whether or not such other party is in default.
6. The Participating Agency declares that CAL-Cards shall be used for official Participating Agency purchases only, and shall not be used for individual or consumer purchases nor to incur consumer debt. The Participating Agency warrants that it possesses the financial capacity to perform all of its obligations under the Agreement and this Addendum and the Participating Agency will not allow purchases to be made with CAL-Cards or incur any other financial obligation hereunder or under the Agreement prior to determining that existing appropriations available therefore are sufficient in amount to pay for such purchases or such other financial obligations.

7. The contact notice address for the Participant is:

Program Manager Name	Angela Aitken
Participating Agency Name	Santa Cruz Metropolitan Transit District
Mailing Address	370 Encinal Street, Suite 100
City, State, Zip	Santa Cruz, CA 95060
Email Address	aaiken@scmttd.com

8. The agreements of the Participating Agency set forth in this Addendum and the Agreement constitute valid, binding and enforceable agreements of the Participating Agency and all extensions of credit made pursuant to this Addendum and the Agreement to the Participating Agency will be valid and enforceable obligations of the Participating Agency in accordance with the terms of the Agreement and this Addendum. The execution of this Addendum and the performance of the obligations hereunder and under the Agreement are within the powers of the Participating Agency, have been authorized by all necessary action and do not constitute a breach of any agreement to which the Participating Agency is a party or is bound. The signer of this Addendum further represents and warrants that he or she is duly authorized by an applicable constitution, charter, code, law resolution or other governmental authority to enter into transactions of this nature. Participating Agency represents and warrants that this transaction is within the scope of the normal course of business and does not require further authorization for Participating Agency to be duly bound by this Addendum. This Addendum requires approval as to form by the Attorney for the Participating Agency. If this Addendum is not approved as to form by the Attorney for Participating Agency, the completion of the attached Certificate of Authority is required and must accompany this Addendum.

Santa Cruz Metropolitan Transit District
Legal Name of Participating Agency

U.S. Bank National Association ND

(Signature of Authorized Individual)

(Signature of Authorized Individual)

Leslie R White
(Printed Name of Authorized Individual)

Robert T. Abele
(Printed Name of Authorized Individual)

General Manager
(Printed Title of Authorized Individual)

Executive Vice President
(Printed Title of Authorized Individual)

Approved as to form:

(Signature of Attorney for Participating Agency)

Margaret Gallagher
(Printed Name of Attorney)

**BEFORE THE BOARD OF DIRECTORS OF THE
SANTA CRUZ METROPOLITAN TRANSIT DISTRICT**

Resolution No. _____

On the Motion of Director: _____

Duly Seconded by Director: _____

The Following Resolution is Adopted:

**RESOLUTION AUTHORIZING THE GENERAL MANAGER TO EXECUTE A NEW
ADDENDUM TO THE STATE OF CALIFORNIA PURCHASE CARD PROGRAM
MASTER SERVICE AGREEMENT WITH U. S. BANK**

WHEREAS, the Board of Directors authorized District participation in the program on November 16, 2001 and;

WHEREAS, the Santa Cruz Metropolitan Transit District in February, 2002 authorized the General Manager to execute a contract addendum to the State of California Purchase Card Program Master Service Agreement with U. S. Bank and;

WHEREAS, the Santa Cruz Metropolitan Transit District must execute a new contract addendum with U. S. Bank to continue participating in the California Purchase Card Program.

NOW, THEREFORE BE IT RESOLVED AND ORDERED that this Board authorizes the General Manager to sign and execute the "Addendum To State of California Purchase Card Program Master Services Agreement (DGS MSA 5-06-99-01)" addendum to the contract dated October 19, 2006 through October 18, 2011, with one (1) additional two (2) year term.

PASSED AND ADOPTED this 9th day of May 2008, by the following vote:

AYES: Directors -

NOES: Directors -

ABSTAIN: Directors -

ABENT: Directors -

APPROVED _____

JAN BEAUTZ
Board Chair

ATTEST _____

LESLIE R. WHITE
General Manager

APPROVED AS TO FORM:

MARGARET GALLAGHER
District Counsel

12.61

SANTA CRUZ METROPOLITAN TRANSIT DISTRICT

DATE: May 9, 2008

TO: Board of Directors

FROM: Leslie R. White, General manager

SUBJECT: CONSIDERATION OF PROVISION OF FREE FARES FOR PARACRUZ PASSENGERS TO SUPPORT THE UNITED TRANSPORTATION UNION LOCAL 23 SENIOR DINNER SCHEDULED TO BE HELD MAY 24, 2008.

ACTION REQUESTED AT THE MAY 9, 2008 BOARD MEETING

I. RECOMMENDED ACTION

That the Board of Directors approve supporting the United Transportation Union Senior Dinner scheduled to be held on May 24, 2008 by providing free fares on the ParaCruz Service for those passengers attending the event.

II. SUMMARY OF ISSUES

- For many years the United Transportation Union Local 23 (UTU 23) sponsored a Dinner for Senior Citizens in Santa Cruz County.
- For the past three years the UTU 23 has suspended the provision of the Senior Dinner.
- Bonnie Morr, Chair, UTU 23 has informed METRO that the UTU 23 will reinstate the provision of the Senior Dinner this year and has scheduled the event to be held on May 24, 2008. The location for the event is the Santa Cruz Senior Center on Market Street which does not lend itself to convenient access by users of public transit.
- On April 25, 2008 the Board of Directors approved the provision of a bus and operator to provide transportation services for senior citizens who would like to attend the UTU Senior Dinner, but do not have transportation services available.
- In approving the bus and operator for the UTU Senior Dinner a provision was not included to accommodate ParaCruz passengers that would like to attend the event.
- As ParaCruz Services are provided on a scheduled ride basis the best method to achieve comparability with the shuttle service is to waive the fares for those passengers traveling to and from the Senior Dinner on ParaCruz.
- METRO staff believes that assisting to support the UTU Senior Dinner would improve labor/management relations and provide a valuable benefit to citizens who rely on public transit.

III. DISCUSSION

For many years the United Transportation Union Local 23 (UTU 23) sponsored a Dinner for Senior Citizens in Santa Cruz County. For the past three years the UTU 23 has suspended the provision of the Senior Dinner.

Bonnie Morr, Chair, UTU 23 has informed METRO that the UTU 23 will reinstate the provision of the Senior Dinner this year and has scheduled the event to be held on May 24, 2008. The location for the event is the Santa Cruz Senior Center on Market Street which does not lend itself to convenient access by users of public transit. In prior years METRO has provided a bus and operator to provide transportation services for senior citizens who would like to attend the senior dinner, but do not have transportation services available.

On April 25, 2008 the Board of Directors approved the provision of a bus and operator to provide transportation services for senior citizens who would like to attend the UTU 23 Senior Dinner, but do not have transportation services available. In approving the bus and operator for the UTU 23 Senior Dinner a provision was not included to accommodate ParaCruz passengers that would like to attend the event. As ParaCruz Services are provided on a scheduled ride basis the best method to achieve comparability with the shuttle service is to waive the fares for those passengers traveling to and from the Senior Dinner on ParaCruz.

METRO staff believes that assisting to support the UTU 23 Senior Dinner would improve labor/management relations and provide a valuable benefit to citizens who rely on public transit.

IV. FINANCIAL CONSIDERATIONS

It is anticipated that approximately 20 ParaCruz passengers would use the service to attend the UTU 23 Senior Dinner. The lost fare revenue from these trips would be approximately \$ 120.00 Funds to support this waiver are available in the FY 2008 METRO Operating Budget.

V. ATTACHMENTS

None